

PRACTICAL

Wireless

THE UK'S BEST SELLING AMATEUR RADIO MAGAZINE

FREE WITH THIS ISSUE
16 PAGE W&S CATALOGUE

8 pages of

*antennas
in action*

DISCOVERY

REVIEW

DAVID BUTLER G4ASR
'DISCOVERS' VHF
LINEARS

FEATURES

'MAKING IT GO FURTHER'
G4VJV LOOKS AT VHF
DXING

BUILD

THE GDP-430 HAND-
HELD UHF
TRANSCEIVER

LEICESTER SHOW GUIDE

November 1997 £2.20



KEYLINES

LETTERS

NEWS

DIARY

CLUBS

COMPUTING

VINTAGE

DATA DIARY

VHF

ANTENNAS

RADIO BASICS

HF

BROADCAST

BARGAINS

PROFILES

BOOKS

DEALERS



Waters & Stanton PLC

FREE-PHONE ORDER LINE

0500 73-73-88

22, Main Road, Hockley, Essex. SS5 4QS
Open Mon-Sat 9.00AM - 5.30PM



Buy Now - Pay Later

Pay Nothing for Three Months - INTEREST FREE

On most stock items in our catalogue over £100, pay 10% deposit and nothing more for three months. Then pay the balance or take our credit payment scheme over 1, 2 or 3 years at 26.8% APR - the choice is yours. OFFER ENDS 31/10/97 Subject to credit status.

Part Exchange Welcome

Orders: 0500 73 73 88
01702 206835
Enquiries 01702 206835
01702 204965
FAX 01702 205843

TOP HF Seller

ICOM IC-706 MK II



**£1049
Price
Match**

or £1097 inc 5yr Wtty

160-6m 100W 2m 25W + + +

We are pleased to endorse the performance and design of the IC-706 Mk II transceiver as the best compact hf mobile bar none. It out performs and out specifies any other model. The only choice left is which dealer you buy it from! We offer you an unbeatable price and an unbeatable back-up service plus optional extended 5 year warranty for an extra £98!

TOP 2m/70cm Mobile

Yaesu FT-8100R




**£449
Price
Match**

or £467 inc 3yr Wtty.

Yaesu's new dual band mobile makes the competition look old and out-dated. You get a detachable head, 300 memories, true dual same band rx, CTCSS encode and the best display in the business. This is proving to be one of the best sellers ever - particularly at Our Price!

TOP 2m/70cm Handy



**W&S
£279**

ADi AT-600

or £314 inc 3yr Wtty.

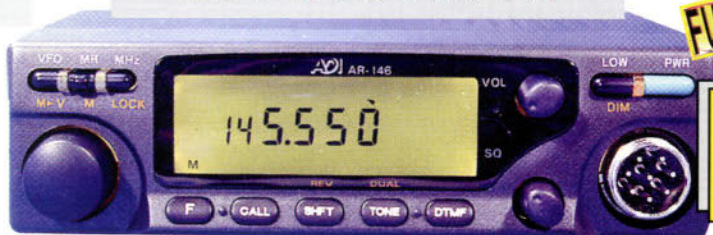
**Reviewed
PW August**

PW says: "an incredibly well priced radio - amazingly sensitive - audio - worked very well with 12.5kHz channel spacing - An Absolute Cracker"

- * CTCSS encode/decode
- * Full DTMF + 1750Hz tone
- * Alphanumeric memories
- * Full duplex
- * CTCSS tone reader
- * 29 programmable features
- * AM airband receiver
- * Rx up to 990MHz
- * Nicads and charger



AR-146 2m 50W FM



FULL CTCSS

**W&S
£249**

ADi mobiles are outselling all others we stock. You won't find better value or a better engineered product. Take our advice - buy an ADi mobile and keep the change!!

AR-446 70cm 35W



FULL CTCSS

**W&S
£269**

3W Novice version available

ADi AT-201 2m FM Handy



NEW

**W&S
£149**

- * 40 Channels
- * CTCSS Encode
- * CTCSS Decode
- * DTMF
- * Channel Reasout or
- * Frequency Readout
- * Set to Set Cloning

JUST ARRIVED

Look at the Features
Compare the Price

ADi AT-400 70cm FM Handy



The Novice Rig

**Value
W&S
£169**


- * 70cm FM Handy
- * 2W output
- * 5W on 13.8v
- * 1750Hz tone
- * Illuminated keypad
- * Ultra sensitive
- * Wideband Rx
- * 20 memories
- * Keypad entry
- * DTMF
- * Uses AA cells

Now the standard radio for Novice hams. It's sensitive, cost effective and was featured on Anglia TV

NEW Kenwood THG71E

- * Dual Band 2m/70cm
- * 200 memories
- * Alphanumeric Display
- * Full CTCSS
- * DTMF
- * Up to 6W out
- * Wideband Receive
- * Illuminated Keypad
- * PC Compatible
- * Windows Programming

Send For Brochure



£239.95

Alinco Discounts on Handys

DJ-C1E 2m 2m micro slim handheld 55x94x11mm.



- * 300mW output * 20mW audio to headphone * 20 memories * CTCSS
- * Repeater shift * telescopic antenna
- * AC charger included.

£169.95

DJ-S11E 2m

- 2m mini handheld 55 x 100 x 28mm
- * 340mW * Built-in speaker * CTCSS
- * 3 x AA cells * Folding antenna
- * Repeater shift * 1750Hz tone
- * 20 memories

£99.95



Yaesu FT-50R 2m/70cms



**Lowest
UK Price!**

**Our price goes
up next month!**

**£289
Price
Match**

- * Wideband Rx (AM Airband)
- * FM Broadcast receive
- * CTCSS & 1750Hz
- * 112 Alphanumeric Memories
- * Dual Watch - Military rated
- * 5W from 12v DC input
- * Ni-cads and AC Charger
- * One of our top 5 sellers!

CT-30 Mic Adaptor - - - - - £9.00
CSC-69 Case (FNB-40 batt) - - £15.00

UK's Top Dealer for YAESU, KENWOOD & ICOM

W&S

Send for Brochure



Kachina 505DSP HF Rig

The 506DSP transceiver is remotely controlled (up to 23m away - so no noise problem!) from your computer. Includes 100W transceiver module, operator control head and software. This has taken the USA by storm

- * 100W all modes * Runs under Windows 3.1 or 95
- * Gen. cov. receiver * Variable bandpass filters
- * 1Hz tuning steps * Antenna impedance chart * RF speech processor * SWR alarm * Full DSP * Full CW break-in * Electronic keyer * 100 memories * Auto notch filter * control head mounts in PC or on desk.

Transceiver £1999.00 Available October
Auto ATU £249.95

VHF & UHF Band Pass Filters

Digital Communications

2m & 70cm



NO MORE PAGER PROBLEMS
We guarantee this will kill all QRM caused by strong out of band signals - - - or your money back!

DCI-145

Passband: 144 - 146MHz
Loss: Less than 1 dB
Selectivity: -68dB at 136MHz
Power: 200 Watts

DCI-435

Passband: 430 - 440MHz
Loss: Less than 1 dB
Selectivity: -47dB at 415MHz
Power: 200 Watts

ICOM IC-207H 2m/70cm Mobile



£389
Price Match

- * 2m & 70cm
- * 50W / 30W
- * Detachable head
- * Packet 9600 bps ready
- * 180 Memory channels
- * CTCSS & 1750Hz tone

NEW KENWOOD RIG

Discount Price



W&S
£499

TM-V7E

- * 144 & 430MHz 50/35W
- * Dual Rx on same band!
- * 280 Memories
- * Detachable front head
- * CTCSS & 1750Hz Tone
- * Large clear display

New Batteries



- * Rechargeable Alkaline
- * 1.5V cells
- * No memory effects
- * Charging mid cycle is OK
- * 5 year charge shelf life
- * 3 times capacity of ni-cads
- * Very low cost

This is a brand new technology which has major advantages over ni-cads. Now you get a 1.5v cell that will hold its charge for up to 5 years and has 3 times the current capacity of normal ni-cads. We are offering these at a very special price direct from Canada. In stock now!

Starter Kit: Comprise 4 x AA cells and dedicated AC wall charger **£17.99 + £2 p+p**

4 x AA cell Packs: Ready charged.

£4.99 + £1 p+p

Special Offer on DIAMOND



SX-2000 VSWR Meter

- * 1.8 - 200MHz
- * Auto Ranging (12v)
- * VSWR, Avge & PEP 5 - 200W

As well as offering normal manual control, the VSWR full scale setting can be achieved automatically when connected to external 12v.

£99.95
£75
Plus £4 postage

1998 Catalogue




Out Now

- * Largest in Europe
- * 176 Colour Pages
- * 1000 Photographs
- * 1400 Products
- * Technical Specifications
- * News Snippets

Now established as the foremost equipment guide this edition is completely new with every page in full colour and almost every item illustrated. For the cost of a magazine you can get the best guide ever.

£2.95 plus £1 postage

Discovery 2m & 6m Linears



£1395

Carriage Free

We are pleased to be able to offer these two high powered linears that will

appeal to the VHF DXers. Both are offered carriage free if ordered before end of November.

2m & 6m Models.

- * Input 10 - 35W
- * Output 400 - 1kW
- * 3CX800 AT Triode
- * Tuned cavity (2m model)
- * Pi-Network (6m Model)
- * Built-in AC Supply
- * 3 min switch-on timer
- * Fan cooled
- * 330 x 220 x 410mm
- * Weight 30kg.

Yaesu FT-840 HF Rig



£749
Price Match

We've purchased a quantity at this special price. You won't get a base station rig any cheaper!

W-MM1 Multimode Modem



W&S
£69.95

NEW

- * Packet, AMTOR, CW
- * SSTV, Fax, RTTY
- * NAVTEX, SYNOP
- * Transmit and receive
- * Needs PC 286 or better
- * Includes software
- * No external power required
- * Connects to RS-232

Kenwood TS-50 HF Mobile

Discount Price

W&S
£769



NEW Ham Radio Electronic Magazine



Provides the latest news of our products, prices and topical features. Log on now and read about ham radio plus much more!

<http://www.monitor.co.uk>

TOP HF Base Station

NEW Yaesu FT-920



£1499
Price Match

5 Year Warranty £115

Yaesu FT-1000MP



£1999
Price Match

5 Year Warranty on FT-1000MPs £115

FT-1000MP **£2849**
FT-1000MPDC **£2599**

£2199
£1999

ICOM IC-756 HF Rig



£1895
Price Match

- * 100W of pure Magic
- * 160 - 6M
- * SSB - CW - AM - FM
- * Spectrum display
- * Auto ATU
- * Superb DSP built-in
- * CW Memory keyer
- * 100% duty cycle
- * Keypad entry option
- * DXers choice in the USA

KENWOOD HF RIGS

NEW TS-570



W&S
£1199

Price Match

Kenwoods new transceiver that is earning a reputation for offering one of the best receivers in the business. If you are looking for a hot little number that is not too expensive (Radio we mean!), send for brochure.

TOP VHF Base Station

ICOM IC-821H 2m/70cm



£1395
Price Match

- * 2m/70cm All Mode
- * 45/40W adjustable
- * Full duplex
- * Satellite features
- * 160 Memories
- * 9600bps capability
- * Electronic keyer
- * IF shift, noise blanker

Yaesu FT-736R 2m/70cm



£1429
Or Better! PHONE

Offers even better value. The classic 2m/70cm base station that just goes on and on - plus the options of additional band modules.

MFJ

Ham Radio Accessories

ORDERS
ONLY ON:
FREEPHONE
0500 73 73 88

MFJ-784B Filter

£239

Price
Down!



- Works with any rx. or tcvr.
- DSP filter, fully programmable
- 16 Factory pre-sets
- Plugs directly into audio out
- Drives speaker or headset
- Requires 12v at approx 500mA

MFJ-1278DSPX Data Unit

£399



- Multi-mode
- Packet
- Amtor
- Pactor
- Colour SSTV
- 10 Modes total
- DSP filtering
- Tuning scope
- Simple to use
- Software

MFJ-948 HF ATU

£129

Price
Down!



- 300 Watts PEP 150W CW
- 1.8 - 30MHz - with ease!
- Wire, coax or balanced line
- Balun included for best match
- 30 / 300W power meter - PEP / RMS
- Antenna selector, by-pass etc.

MFJ-781 DSP Filter

£139



Just arrived, this new DSP filter that is specially designed for CW and data modes.

- Digital Audio Filter
- CW 50, 100, 200, 500Hz
- Amtor, fax, GTOR, PACTOR
- RTTY, SSTV, We-FAX

MFJ-949 HF ATU

£149

Price
Down!



- 160 to 10m 300W PEP 150W CW
- Wire, coax or balanced feed
- Built-in Dummy Load
- 30 / 300W power meter - PEP / RMS
- Antenna selector, by-pass etc.

MFJ-812B 2m VSWR

£36.95

Price
Down!



- 144 - 148MHz 30 / 300W
- Forward & Reflected Power
- Reads field strength
- Easy to use - convenient size
- Low cost - efficient accessory

MFJ-259 HF Analyser

£229

Price
Down!



- 1.8MHz - 170MHz
- Digital Readout
- Resonance
- VSWR
- Impedance
- AA batteries or 12v external

Connect to aerial or coax and adjust it in seconds. Turns hours into minutes and ideas into antennas!

MFJ-921 2m ATU

£69.95



144MHz 200W antenna tuner that helps you get a perfect VSWR every time.

Includes VSWR and power meter and fitted SO-239 sockets.

MFJ-864 160M to 70cm

£79.95



- All bands from 1.8MHz to 440MHz
- Cross needle meter - 30 / 300W
- Comprehensive user calibratable
- Separate HF and VHF/UHF sensors
- Illuminated meter (ext. 12V)
- Everything you need in one box
- 185 x 65 x 75mm

Ameritron 811 1kW

Price
Down!



The only currently available HF linear to have passed a full lab. CE test

- 1 kW linear 9dB Gain
- Like a 5 element Monobander!
- Uses low cost 811A tubes
- Built-in rugged AC Supply
- Instant by-pass switch
- PA V/A meter + Grid meter
- Over rated variable capacitors
- Fan cooled for long life
- Very efficient - 600W output
- Easy to tune and connect
- Size 16" x 13.75" x 8"

160 to 10M of DX-Getting Power
Perfectly matches all 100W rigs

£799

MFJ- 901B HF Atu

£69.95

Price
Down!



MFJ- 260C 300W

£34.95

- Dummy Load
- 50 Ohm
- 300W
- OK to 450MHz
- Air cooled
- SO-239
- Totally enclosed
- Essential item



Price
Down!

MFJ- 941E Atu

£109

Price
Down!



- 160m to 10m ATU - 300W
- Wires, Coax and Balanced Feed
- Cross Needle VSWR & Power
- 3-Way antenna selector
- By-pass position - Dummy load socket
- Internal Balun - 30 or 300W position
- 260 x 180 x 70mm

MFJ-16010 Wire Tuner

£44.95



Covers 1.8MHz to 30MHz and matches any random wire to your hf transceiver. Handles 300 Watts and fitted SO-239. Ideal for portable work.

MFJ- 713 Internod Filter

£64.95



A three section high-Q bandpass filter for 145MHz handhelds. Includes rf sensing.

- 144 - 148MHz
- Up 20 50dB rejection
- Defaults to "thru" when off
- Minimum rf T/R required: 50mW
- BNC termination
- Power: PP3 (not supplied)
- Size 70 x 50 x 45mm

MFJ- 250X 1kW load

£34.95

Price
Down!



- 1kW Dummy Load
- Oil cooled design
- SO-239 socket
- Ideal for linears
- 1MHz to 400MHz

* Oil is not supplied

MFJ- 704 LPF Filter

£39.95

- Low pass filter
- 1.8 - 30MHz
- Cleans up output
- Reduces TVI
- 1kW rating
- SO-239 sockets
- Fully shielded



Price
Down!

MFJ-418 CW Tutor

£79.95



This tutor has taken the USA market by storm. There has never been a better way or more convenient way to learn the code. Unlike other tutors this one not only sends random characters and groups, it also sends complete QSOs, just like the real test. And no QSO is ever the same!

- Displays words, letters and numbers
- 3 to 35WPM with natural CW note
- Various modes including Farnsworth
- Enormous vocabulary of words
- Actually sends complete QSO
- Characters or groups
- Headphone socket; Powered from PP3
- Sends text just like an actual test
- A tutor that displays what it sends.

MFJ-9406 6M Trancvr.

£249



Price
Down!

- 50 - 50.3MHz 10W SSB
- RF speech processing
- 10MHz xtal filter
- Super performance
- Ideal way to 6M DXing

Waters & Stanton PLC

Enquiries: Tel. 01702 206835 / 204965

Fax. 01702 205843

22, Main Road, Hockley, Essex SS5 4QS

PRACTICAL Wireless

NOVEMBER 1997
(ON SALE OCTOBER 9)
VOL. 73 NO 11 ISSUE 1088
NEXT ISSUE (DECEMBER)
ON SALE NOVEMBER 13

EDITORIAL & ADVERTISEMENT OFFICES

Practical Wireless
Arrowsmith Court
Station Approach
Broadstone
Dorset BH18 8PW
☎ (01202) 659910
(Out-of-hours service by answering machine)
FAX (01202) 659950

PW's Internet address is:
@pwpub.demon.co.uk You can send
mail to anyone at PW, just insert their
name at the beginning of the address,
e.g. rob@pwpub.demon.co.uk

Editor

Rob Mannion G3XFD
Technical Projects Sub-Editor
NG ("Tex") Swann G1TEX
News & Production Editor
Donna Vincent G7TZB
Editorial Assistant
Zoë Crabb
Art Editor Steve Hunt
Page Layouts Paul Morris & Paul Blachford

Advertisement Manager

Roger Hall G4TNT
PO Box 948, London SW6 2DS
☎ 0171-731 6222 FAX 0171-384 1031
Mobile (0585) 851385

Advert Sales and Production (Broadstone Office)

Chris Steadman MBIM (Sales)
Carol Trevarton (Production)
Peter Eldrett (Typesetting)
☎ (01202) 659920 - 9.30am - 5.30pm
FAX (01202) 659950

Books & Subscriptions

Michael Hurst:
CREDIT CARD ORDERS
☎ (01202) 659930
(Out-of-hours service by answering machine)
FAX (01202) 659950
Front Cover Photograph Craig Dyball

Copyright © PW PUBLISHING LTD. 1997. Copyright in all drawings, photographs and articles published in Practical Wireless is fully protected and reproduction in whole or part is expressly forbidden. All reasonable precautions are taken by Practical Wireless to ensure that the advice and data given to our readers are reliable. We cannot however guarantee it and we cannot accept legal responsibility for it. Prices are those current as we go to press.
Published on the second Thursday of each month by PW Publishing Ltd., Arrowsmith Court, Station Approach, Broadstone, Dorset BH18 8PW. Tel: (01202) 659910. Printed in England by Southernprint (Web Offset) Ltd. Distributed by Seymour, Windsor House, 1270 London Road, Norbury, London SW16 4DH. Tel: 0181 879 1889, Fax: 0181 879 1887, Telex: 881245. Sole Agents for Australia and New Zealand: Gordon and Gotch (Asia) Ltd., South Africa - Central News Agency. Subscriptions INLAND £25, EUROPE £30, REST OF WORLD £32. (Airmail), REST OF WORLD £37 (Airmail), payable to PRACTICAL WIRELESS, Subscription Department, PW Publishing Ltd., Arrowsmith Court, Station Approach, Broadstone, Dorset BH18 8PW. Tel: (01202) 659930. PRACTICAL WIRELESS is sold subject to the following conditions, namely that it shall not, without written consent of the publishers first having been given, be lent, re-sold, hired out or otherwise disposed of by way of trade at more than the recommended selling price shown on the cover, and that it shall not be lent, re-sold, hired out or otherwise disposed of in a mutilated condition or in any unauthorised cover by way of Trade, or affixed to or as part of any publication or advertising, literary or pictorial matter whatsoever. Practical Wireless is published monthly for \$45 per year by PW Publishing Ltd., Arrowsmith Court, Station Approach, Broadstone, Dorset BH18 8PW. Royal Mail International, c/o Yellowstone International, 67 Burlesaw Court, Hackensack, NJ 07601. UK Second Class Postage paid at South Hackensack. Send USA address changes to Royal Mail International, c/o Yellowstone International, 225 Pratt Boulevard, Elk Grove Village, IL 60007-5837. The USPS (United States Postal Service) number for Practical Wireless is: 007075.



7 EDITOR'S KEYLINES

Rob Mannion G3XFD's viewpoint on the world of Amateur Radio.

8 RECEIVING YOU

10 NEWS 1997

12 FERRELL'S CONFIDENTIAL FREQUENCY LIST - 10th EDITION

If you own a copy of this book with a green cover you're behind the times - the mauve 10th edition contains the latest and most up-to-date information.

14 CLUB SPOTLIGHT

16 RADIO - DISCOVER THE BASICS

This time Rob Mannion G3XFD demonstrates how the electricity supply generated from a simple alternator can be used to power equipment.

17 NUMBER ONE COMPETITION!

Your chance to win a computer aided design package worth over £1000!

20 IN TUNE WITH PICCOLO

Malcolm McLeman F5VBU provides a potted history of a system that became the backbone of the FCOs communications system.

25 RADIO DIARY

26 REVIEW - DISCOVERY LINEAR AMPLIFIERS



David Butler G4ASR puts a pair of high power amplifiers for use on the 50 and 144MHz bands through their paces.

33 TACKLING QRM - THE ACTIVE WAY

Build Adrian Knott G6KSN's s.s.b./c.w. filter unit to help you cut through the QRM on the busy h.f. bands.

38 MAKING IT GO FURTHER!

Gordon King G4VFW explains how v.h.f. signals provide DX with the right conditions.

42 BOOK PROFILES

Have a look at our specially selected 'Books for Christmas'.

45 LEICESTER AMATEUR RADIO, ELECTRONICS & COMPUTER SHOW

46 Leicester Show News.


48 'Mr Leicester Show' - A Tribute To Frank Elliott G4PDZ 1928-1997.

49 Changing Times, Faces & Places.

50 Floor Plan.

53 Practical Wireless & Short. Wave Magazine Subscription Offer.

54 Kenwood TH-235 Competition.



59 ANTENNAS IN ACTION

Eight pages packed with antenna and associated news and views.

67 THE GDP-430 HAND-HELD UHF TRANSCEIVER - Part 1

Geoff Pike G10GDP describes his simple but effective crystal controlled hand-held transceiver designed for use on the 430MHz band.

72 CARRYING ON THE PRACTICAL WAY

George Dobbs G3RVJ explores another 'Island' construction technique.

75 VALVE & VINTAGE

Ben Nock G4BXD takes a look at some older professional British equipment.

78 HF FAR & WIDE

Leighton Smart GW0LBI rounds-up your reports from the h.f. bands.

82 VHF REPORT

84 BITS & BYTES

Mike Richards G4WNC offers some advice on computer buying from rallies.

86 BROADCAST ROUND-UP

87 DATA DIARY

Roger Cooke G3LDI takes his bi-monthly look at data modes.

88 BARGAIN BASEMENT

92 TRADERS' TABLE

96 BOOK STORE

Looking for a book to compliment your hobby? - Look no further, our selection is varied and comprehensive too!

99 COMING NEXT MONTH




100 ADVERTISERS' INDEX

NEVADA®

**NEW 32 page
AUTUMN catalogue
now available**

SEND A4 S.A.E. FOR YOUR FREE COPY!



ALINCO HOT PRODUCTS



DX-70TH
HF Transceiver with 6 mtrs

£775
£8 P&P

- All HF Bands 100W output
- 50MHz 100W output
- General coverage RX
- Remotable front panel
- Receiver pre-amp
- Filters fitted as standard
- Superb TX audio and RX
- Good RX sensitivity
- Full break in on CW
- Speech compressor
- 100 memory channels
- All modes: USB, LSB, CW, AM, FM
- All mode squelch
- CTCSS encoder
- Noise blanker
- Scan facilities
- Quick offset for DX pile-ups
- IF shift control
- Antenna sockets for HF and 6M



DX-70T
100W HF + 10W 6mtr TX

£695
£8 P&P

Alinco's 10W on 6mtrs version of the DX-70 TH above. Narrow receive filters and CTCSS fitted as standard.



DR-M06TH
6mtr FM Mobile
50-54MHz

£249.95
£8 P&P

With the new 6 metre repeaters now up and running, this is the ideal radio for the Band. With an optimised receive front end, CTCSS and easy to use controls you will be amazed at the range achievable.



DR-605E Dual Band Mobile

£399.95
£8 P&P

Easy to use twin band mobile TX that delivers both high power and performance with user friendly features.



DR-610E Twin Band Mobile

£499.95
£8 P&P

- 136-174/420-470MHz FM
- Channel Scope
- Full duplex
- CTCSS encoder
- 50W (2m)-35W (70cms)
- 100 memories
- Full Duplex
- CTCSS encoder fitted

DJ-G5EY Dual Band Handheld

A brilliant twin band handheld that does everything including spectrum display of adjacent channels. The RX has a superb front end that does not suffer with breakthrough like other handhelds & has CTCSS/DTMF built in as standard.

- Spectrum channel display
- Optional extended receive including Airband 108-173.995MHz
- 400-511.995MHz
- 800-999.990MHz
- Full VHF/UHF Duplex
- Over air cloning
- Cross band repeat
- Up to 5W RF output
- 100 memories

£299.95
£8 P&P

DJ-191E 2 Metre Handheld

A new slim line 2 metre handheld that's easy to use and has an enormous clear display.

- Up to 5W output (with 9.6V NiCad pack)
- 40 memories channels
- Cloning capable
- CTCSS encoder
- DTMF fitted
- Battery save facility
- Scan functions
- Time out timer

£169.95
£8 P&P

DJ-X10E Scanning Receiver

- 100kHz - 2000MHz
- AM/WFM/NFM/CW/SSB
- 1200 memories
- Channel scope spectrum analyser
- Channel scope peak search
- Keypad lock control
- User friendly features
- Large clear display
- Timer functions
- Battery save facility
- Squelch control
- Dual VFUs
- A super sensitive RX
- Built in 24 built in clock
- Facilities for cloning another set
- Advanced scanning features
- Stylish cabinet with large speaker
- Display - Contrast - Control
- Low battery alarm
- Switchable attenuator
- Selectable control beep tone

£349
£8 P&P

- A super sensitive RX
- Built in 24 built in clock
- Facilities for cloning another set
- Advanced scanning features
- Stylish cabinet with large speaker
- Display - Contrast - Control
- Low battery alarm
- Switchable attenuator
- Selectable control beep tone

these items supplied FREE!

- Mains drop-in Charger
- NiCad battery pack
- Belt clip
- Carrying strap
- Flexible low profile antenna

Send SAE for colour leaflets on full Alinco Range

SGC NEW products for the Amateur, Marine or Commercial user

HF-VHF SMARTUNER®

Model SG231

£499

Now a new low profile metal cased and ruggedised wideband auto ATU that covers HF plus 6 mtrs! Designed for use at the masthead as the centre of a multiband wire antenna - or in mobile, marine or base station operations.

- 1 - 60MHz
- 100W PEP
- Waterproof
- Covers 6 mtr Band
- Multiband with a single mobile whip
- Multiband any length of wire end or centre fed (min 8ft for 160mtrs)

SMARTUNER®

Weatherproof Automatic Tuners

Now three models of fully automatic weather-proof tuners that use a computer system to continuously monitor all the antenna parameters

and instantly select the correct match. A non-volatile memory remembers the correct match for the last 500 operating frequencies.

- 1.6MHz 30MHz
- Tunes random wires from 8ft to 300ft
- Multiband with a single wire
- Keeps the RF away from the shack
- Ideal for HF Mobile or Marine multiband operation with a single 7ft whip

SEND AN SAE FOR FULL DETAILS OF THE SGC MODELS

SG 500 Smart Power Cube

500W Mobile HF linear amplifier

- 500W RF output
- 12V operation
- 1.6 - 30MHz
- Microprocessor controlled
- Ideal for fixed - Mobile & Marine

£1150

Monitors your power needs and antenna condition and automatically in less than 15 milliseconds - selects the right bandwidth filter.

NEVADA was recently appointed UK Distributor for SGC

Looking for a NEW HF Radio?then call us for expert advice!

ICOM 756



PRICE £2195 **£1895** £8 p&p

YAESU FT1000MP AC



PRICE £2499 **£2199** £8 p&p

YAESU FT-920



PRICE ... £1699 **£1499** £8 p&p

FT-920 ACCESSORIES

FM-1 FM Unit	£44.00
YF-116A AM Filter	£49.00
YF-116C CW Filter	£49.00

YAESU FT-840



PRICE £849 **£749** £8 p&p

Optional FM fitted.....£39.95

ICOM 706 Mk II



PRICE £1195 **£1049** £8 p&p

IC-706 ACCESSORIES

FL - 101 9MHz CW Filter 250Hz	£69.00
OPC - 581 Separation cable	£29.00
MB - 63 Bracket for F/panel	£6.50
OPC - 589 Mic adaptor lead	£16.50
AT - 180 Auto ATU (inc 50MHz)	£345

DRAKE SW2



PRICE **£499** £8 p&p

OPTIONAL EXTRAS

Infrared remote control	£49.95
Carrying/tilt handle	£7.95
Mobile mounting kit	£14.95



**ON THE
INTERNET?**

VISIT OUR WEBSITE

<http://www.nevada.co.uk>
includes all the very latest secondhand listing

E MAIL US AT:

info@nevada.co.uk

✓ **LOW, LOW PRICES**

✓ **HUGE STOCKS**

✓ **FRIENDLY ADVICE**

• • • AND PAY BY 3 POST-DATED CHEQUES

ON ANY ITEM OVER £100 IN VALUE
Simply divide the price into 3 equal payments. Write 3
cheques dated in consecutive months starting with
today's date. Write your telephone N°, cheque card
N° & expiry date on the back of each cheque.
Post them to us, enclosing your name & address & we
will (subject to status), send your goods immediately.



Palstar™

the NEW name in Amateur Radio!

NEW KH-6 6 metre Handy Transceiver

- 50 - 54MHz
- 4 Watts RF out (12V)
- 2 Watts RF out (9V)
- UK Repeater offsets
- Intelligent Power Save circuit
- CTCSS Encode/Decode
- Scan functions
- Memory recall
- Supplied with 8 cell AA battery case (batteries not included)



Optional Extras	P&P £2.75 on each item
KH6/NP-126 NiCad pack (12V)	£29.95
KH6/HF-50L Flexi Higher Gain Whip	£12.95
KH6/CC-27 Soft Case	£9.95
Nic/060 NiCad Mains Charger	£9.95
KH6/DA-27 Slide on DC/Charger adaptor	£7.95
KH6/CP01 Cigar lighter lead	£8.95

only **£149** P&P £6.00

Antenna Tuners



AT300

150W compact tuner

A new compact high quality antenna tuner that provides adjustable impedance matching for all types of antennas. The AT300 also measures power and SWR using an illuminated frequency compensated SWR/Power meter. Using a 48 position switched toroidal inductor with silver plated double contacts it is possible to easily adjust for the lowest SWR Ratio on the selected transmit or receive frequency. A built in dummy load allows for off air tuning and testing.

- Matches dipoles, centre fed doublets, G5RV's, Balanced feeders, Verticals, Single wires, Delta loops, Beams, Windoms and Inverted V's.
- Built in 4:1 Balun for open wire feeders or balanced line fed antennas.
- Bypass position for quick straight through antenna connection but still with SWR/Power monitoring.
- 8 position antenna selector switching.
- Built in dummy load.
- 4 way antenna switching including:-
Direct coax 1, coax 2, bypass & dummy load.
Tuned coax 1, coax 2, wire and dummy load.
- Average power reading to 200Watts.
- Standing Wave Ratio measurements with easy set function.

SPECIFICATIONS

Frequency
1.8-30MHz
Power Maximum
150W continuous
150W for 15 sec
(dummy load)
Dimensions
8.7cm H x 18.2cm W
x 23cm D (approx)
Weight
1.364kg



AT1500

1500W high power tuner

The AT1500 is a solidly constructed high power antenna tuner using heavy gauge materials for the case and a "Beefed up" roller inductor constructed from 10 gauge wire on a Delrin low absorption former. Designed by Paul Hrivnak (founder and former owner of Vectronics in Canada) this unit is built to last!

- Matches dipoles, centre fed doublets, G5RV's, Balanced feeders, Verticals, Single wires, Delta loops, Beams, Windoms and Inverted V's.
- Built in 4:1 Balun for open wire feeders or balanced line fed antennas.
- Bypass position for quick straight through antenna connection but still with SWR/Power monitoring.
- 6 position antenna selector switching.
Direct coax 1, coax 2, bypass.
Tuned coax 1, coax 2, wire.
- For balanced feeders select wire and link on back panel.
- Average power reading to 3000Watts.
- Standing Wave Ratio measurements with easy set function.

SPECIFICATIONS

Frequency
1.8-30MHz
Power Maximum
1000W single tone,
1500W PEP
Dimensions
12.9cm H x 32.2cm W
x 34cm D incl.
terminals (approx)
Weight
4.82kg

TIMEWAVE TECHNOLOGY

DSP 599ZX

All-Mode Digital Signal Processor



- Enables you to hear weak voice, data, CW
- Hyperspeed DSP (36.8 million instructions per sec)
- Auto notch - kills heterodynes
- Reduces noise automatically
- Built-in test facilities, digital voltmeter + audio signal generator

£349.00 £8 p&p

AEA PK12

Low cost Packet TNC



- 1200 BPS VHF/UHF
- Host mode
- Advanced command set
- GPS firmware
- Net ROM

NEW LOW PRICE

£99.95 £8 p&p

NEW COMET

Triple Band Base 5/8 wave antenna

- 50/144/430MHz
- 300 Watts

- 3.6/8.6dbi gain
- 2.42 metres long

£89.95 £6 p&p

cushcraft antennas now in stock!

HF Verticals

- R7000 10, 12, 15, 17, 20, 30, 40mtr half wave vertical £369.95 £10 p&p
- AP8A 10, 12, 15, 17, 20, 30, 40, 80mtr quarter wave vertical £229.95 £8 p&p

VHF Verticals

- AR2 2mtr RINGO 1.2m long 3.75 db £39.95 £8 p&p
- ARX2 2mtr RINGO RANGER 2.8m 5.5 db £49.95 £8 p&p
- ARX2B 2mtr RINGO RANGER 11 4.3m 7 db £59.95 £8 p&p
- AR6 6mtr RINGO 3.1m 3.75 db £59.95 £8 p&p
- ARX6 6mtr RINGO RANGER 7.3m 5.5 db £199.95 £8 p&p

Beams

- A35 10, 15, 20mtr 3 el Yagi £389.95
- A45 10, 15, 20mtr 4 el Yagi £469.95
- A3WS 12, 17mtr 3 el. Yagi £299.95
- A743 30, 40mtr kit for A35 £129.95
- A744 30, 40mtr kit for A45 £129.95
- A103 30mtr kit for A3WS £119.95
- TEN-3 10mtr 3 el beam £139.95
- 104CD 10mtr 4 el beam £269.95
- 154CD 15mtr 4 el beam £289.95
- 203CD 20mtr 3 el beam £359.95

Visit the **PALSTAR** Web Site! <http://www.palstar.com>

ORDER HOTLINES TEL: (01705) 662145 FAX: (01705) 690626


• 189 London Road • North End • Portsmouth • Hampshire • PO2 9AE

More
than
18,000 top
quality
products
bound

for the
enthusiast

£3.45

MPS
MAPLIN PROFESSIONAL



Over 2000
new products

BRITAIN'S BEST-SELLING ELECTRONICS CATALOGUE

Available from 1st September 1997

The 'must have' tool for DIY enthusiasts, hobbyists and students, amateurs and professionals in the world of electronics.

- Over 25 years experience
- 42 stores nationwide
- Same day despatch
- Order 24 hours a day
- Free technical support on 01702 556001
- Free delivery on orders over £30.00
- Over £50 worth of discount vouchers

Order now on 01702 554000

Available at: WH Smith, John Menzies or your local Maplin Store.

(Add 50p for P&P). Orders outside the UK please send £8.45 or 21 IRCs for Airmail in Europe or surface mail outside Europe. Send £16.00 or 37 IRCs for Airmail outside Europe to:
Maplin MPS, PO Box 777 Rayleigh, Essex, England SS6 8LU.

When ordering please quote priority Code MA041.

EDITOR'S Keylines

Rob Mannion's viewpoint on the World of Amateur Radio

As I write this edition of 'Keylines' I've just returned from a delightful short holiday in North Wales (yes you've guessed it...I was visiting the various Welsh Narrow Gauge railways!) and during my week's break I 'rediscovered' an aspect of Amateur Radio I've not really enjoyed properly for many years - operating /P.

Operating as a 'Stroke Portable' station used to be quite awkward years ago with valved equipment, yet despite the fact that modern rigs only require 12V, are small and easy to use...working /P does not seem to be all that popular. In fact, this point was brought home by several of my 3.5MHz contacts mentioning the fact that we don't hear people operating 'out and about' on h.f. very much nowadays.

During my week in Wales I had one particularly bad spell of rainy weather during one whole day...so I chose a nice lay-by right next to Lake Celyn (Llyn Celyn) near Bala and got soaking wet setting up my temporary wire antenna. It was worth it and I spent many hours on the air using 3.5, 7 and 14MHz chatting to friends old and new. I thoroughly enjoyed myself!

While on the air I disgusted a Dutch visitor who had come to watch what I was up to. This happened when I worked an Amateur in central Holland who reported bright sunshine and 25°C in Holland...my visitor was most disappointed (and got very wet) to hear the news!

I very nearly didn't take my Alinco DX-70 and bits and pieces...but I'm pleased I did because it was marvellous to sit back and chat on the air. And in fact I enjoyed it so much (particularly the next day when I operated /P a few feet from the narrow gauge track of the Bala Lake Railway, and within a few feet of the water) I'm going to design a much more convenient portable antenna system which I intend to share with readers in the hope that you'll join me on working /P from your own stations. It's just like discovering Amateur Radio all over again!



My Mistake

Quite a few readers (some in the USA) have contacted *PW* to point out my mistake in the September issue of 'Keylines' regarding the American *Radio Amateur Call Book* and the separate ARRL publications. And I'm afraid to say that although of course I knew that the 'CallBook' is published by a separate organisation I wrote the comment in a confusing fashion. Sorry about that (Editor's mistakes are published for all to see!).

The correct information is that both the publishers mentioned have decided to place their important publications on CD ROM disk only. In the case of the 'Callbook', the publishers are discontinuing it in book form from next year. It's only going to be available on CD. So, if like me you think this is a mistake...write to them at **Radio Amateur Callbook, Watson-Guthill Publications (A Division of BPI Communications Inc.), 1515 Broadway, New York 10036 USA.**

The ARRL also plan to discontinue their *ARRL Handbook For Radio Amateurs* as a book in the near future. This will then only be available as a CD ROM disk. Again if you want to register your dismay write directly to the **American Radio Relay League Inc., 225 Main Street, Newington, Connecticut 06111 USA.**

Palstar Review

I'm sorry to say that the review of the Palstar KH-6 50MHz hand-held transceiver promoted in the 'Coming Next Month' section in the October issue, has had to be held over. Again, I apologise for this but the reviewing author **Richard Newton G0RSN**

suffered an embarrassing computer 'crash'!

Computers 'go down' at the worst moment don't they? And what with the news coming directly after holidays (we shouldn't really take holidays in this job!), **Donna Vincent G7TZB** (the real day-to-day 'boss' as News & Production Editor) and I took the decision to hold the review over because this new transceiver needs and deserves the 'full' evaluation treatment. I feel sure you'll understand the reasons behind our decision.

Out Of Production

Would you believe it...the *PW* integrated circuit 'curse' has struck again! This time it's the wonderfully versatile ZN414, ZN416 family of complete-radio-on-a-chip i.c.s that are no longer being made.

So, if you're intending building the 'Matchbox Midget Receiver' featured in October's issue - do so soon. Maplin Electronics confirm they still have ZN416E (the ZN414 with 18dB audio amplifier in an 8-pin DIL package) but supplies are limited as the series are no longer in production (what a shame!). If you know of a source of ZN414s or ZN416E chips, other than that mentioned please contact me at the *PW* office.

RSGB Invitation To Editor

Some months ago I was approached by the RSGB to check whether or not I would accept an invitation to join a special Presidential Working Group. The Working Group is being formed to consider what the position of the Society should be in the light of the changes that have taken place in Amateur Radio over the last decade

and what changes may be expected in the next decade.

Writing to formally invite me to participate, the 1997 (and 1998 - see news pages) **RSGB President Ian Kyle G18AYZ/M10AYZ** (Yes - Ian has kept his famous G18 call too!) informs me that the remit from RSGB Council is wide but of course one of the main items will be the RSGB's stance in the lead-up to the forthcoming World Radio Conference in 1999.

On behalf of *PW* readers, I'm delighted to accept the offer from Ian Kyle and I have replied to the President in this respect. I will of course keep you all informed once I know the specific items the Working Group will be discussing before our report is presented in July 1998.

Reader's Views

In the meantime, I have no doubt that many readers will continue to keep me informed of their views on the hobby. And now that I'm to be so closely involved with other people in looking forward to the future of our hobby - I've no doubt that the flow of comments will increase.

There are many advantages to the RSGB's 'open approach' with the new Working Group. They include useful new input from many new sources, ready access to publicising their activities on our behalf via my involvement and *PW*'s reporting and (hopefully) the final silencing of the 'them and us' fears and attitudes and the 'not invented here' syndrome I've often mentioned in connection with the Society.

Yes, I really think that by working together we can all ensure the future of our wonderful hobby. And you can be certain I'll keep you all fully informed of what's going on because it will be to the advantage of everyone involved in the hobby.

*Rob Mannion
G3X7D*

The Star Letter will receive a voucher worth £10 to spend on items from our Book or other services offered by *Practical Wireless*. All other letters will receive a £5 voucher.

RECEIVING You

PW's Postbag. If your letter is published you'll win a prize.

Letters Received Via The 'Internet'

Many letters intended for 'Receiving You' now arrive via the 'Internet'. And although there's no problem in general with E-Mail, many correspondents are forgetting to provide their postal address. I have to remind readers that although we will not publish a full postal address (unless we are asked to do so), we require it if the letter is to be considered. So, please don't forget to include your full postal address and call sign along with your E-Mail hieroglyphics! **Editor**

This Month's Star Letter

Helpful PW Reader

Dear Sir

Two years ago I was given a Cossor 501AX 'Melody Maker' domestic receiver from the 1950s. I managed to get it working and fully restored but was faced with the problem of cleaning the glass frequency scale panel which was badly stained.


I took the normal precautions, like not rubbing or using detergents and just placed it under the cold water tap and run the water. Imagine my horror when all the printing just floated away down the plug hole! When I recovered from my shock, I wrote an 'SOS' to all the old radio dealers I could think of, but the months passed and I had no response.

Then I thought of *PW* and 'Bargain Basement' and I wrote an appeal for inclusion in the 'Wanted' section, which was subsequently published in the July 1997 issue. It was a desperate shot in the dark and I honestly did not have much hope of getting any feedback.

I was pleasantly surprised and you can imagine my excitement when I received a reply from **Mr A. P. Rice** in Nottingham who provided me with the seemingly irreplaceable frequency scale, free of charge. Thanks to Mr Rice and *Practical Wireless* I was able to complete the restoration of this Grand British Radio.

E. Stagnetto ZB2FK
Gibraltar

Editor's comment: Mr A. P. Rice of Nottingham stand up and be applauded in the name of the radio hobby Sir! And it was our pleasure to help you too Mr Stagnetto.



USA Licence Classes

Dear Sir

I am licensed in both Canada and the USA. Several times in your magazine authors have made reference to the different American licence classes. In the last issue they said there were four and this is incorrect as **there are six**. They are: Novice, Technician, Technician Plus (technician with novice h.f. privileges), General, Advanced and Amateur Extra.

In another issue, there was reference made to the US call districts. The author wrote that New England was in the second call district and New York

the first. This too is incorrect. New England (Vermont, Massachusetts, New Hampshire, Connecticut, Maine, Rhode Island) are in the first call district, i.e. W1 and New York and New Jersey are in the second, i.e. W2.

I am sending this just to set the record straight and to help. I will be in London on September 8, 1997 using VE2SKA with the appropriate reciprocal suffix operating a 7MHz c.w. QRP radio and will try to work some Europeans and maybe even you!

I take your magazine with me always as I need the addresses of the various dealerships with me. That's all for now, the

magazine is great (especially 'HF Far & Wide').

Steven Kaufman
VE2SKA
Canada

Editor's reply: Sorry about our mistake Steve and thanks for your help and I hope you let 'HF Far & Wide' know how you got on with your QRP c.w. operations here in the UK during your visit!

Anyone Out There?

Dear Sir

With regard to the mention, page 9 September issue of *PW*, of the 1898 enthusiast, a **Mr M. J. C.**

Dennis, reported as the very first Radio Amateur that ever was, the question arises: To whom did he talk? And how long did he call CQ for? Like walking on the moon and climbing Mount Everest, no one ever remembers the second one there!

Ben Nock G4BXD
Worcestershire

Editor's reply: Okay Ben...you've made your point, and in reality of course it's a good one! But of course, in practice Mr Dennis was actually transmitting to himself! (to a test receiver a short distance away). All will be revealed eventually, but in the meantime keep listening on frequency please!

Vintage Valve

Dear Sir

I am writing with reference to the very interesting item on page 60 of the July 97 issue. This was in 'Valve & Vintage' by **Charles Miller**. On the right-hand side of page 61 is the advert for the then early versions of the Two/Three pin valve of the day.

Upon looking through some of my valves, I found that I still have one of these. This is a Marconi 625, which was in a box with the name and address of The Radio Valve Co/Ltd Liverpool Road, Highbury, London N7. As a point of interest, my first valve was given to me by my then science/chemistry master at school.

At some risk, I would now like, if I may, to comment on a couple of points that have come to mind upon reading the very well prepared 'Restoring Valved & Vintage Memories' article

on page 36 of the Aug 1997 *PW* by **Ian Liston-Smith G4JGT**.

Since a number of the radios restored, were EKCO I wondered, if the author has come across any of the then very advanced automatic motor tuned sets, one of these as I recollect, was the PB 279, some of these were very ingenious. I think it could be of some considerable interest for people who are of like mind/restorers to learn of these.

One other point that I would like to mention is the following. Where possible, use a rubber mat on a stone or hard floor and if you have to hold a shaft without a knob attached, put one hand in your trouser pocket.

Also, it was common practice to put some bees wax into the grub screwholes, which held the knob onto a shaft. This was done to prevent any part of the hand coming into contact with a chassis which due to the mains being the incorrect way round which would cause a person being across the 240V mains.

In order to prevent the wax falling out, take a short length of tinned copper wire, about 18s.w.g., and wind about an inch around the iron bit, now bend the remainder of the wire down, and forward, use this to heat the wax so that it runs into the screw top. This can always be got out with a small grubscrew driver in order to remove the knobs.
P. D. Balding
Essex

Editor's comment: I once saw one of the magnificent motor-tuned radio receivers in action. (I seem to remember it

had a front panel rather like one of the Wurlitzer cinema console organs). Perhaps a reader has a photograph or memories of one of these magnificent creations?

Old & Hoary?

Dear Sir

In the August 1997 issue, there were three letters discussing Morse, one touching on the December 1996 RAE and one commenting on the expense of radio today. Each of these subjects could be classed as 'Old' or even 'Hoary'. But they do keep reappearing.

Surely there are not **STILL** folk out there who feel that the Morse question needs sorting, or that our interest in limited to the rich? And that anyone would dare to question the wisdom of the 'Powers That Be' in setting the RAE surely only measures the intelligence of the inquirer?

After all, questioning such matters is rather like objecting to paying a profit on water or expecting folk to raise their young with some respect for the rest of society. It is out of fashion.

What does it matter if the older amongst us can't afford equipment, or lack the sharpness to pass the current qualification requirements? In the end, they will all disappear as so many have before them.

What does it matter if the younger amongst us lack the funds, jobs or education to deal with the same problems? After all, the current system is completely fair, is it not?

And in the end, it is clearly far more important that we maintain the oldest standard method of communication available, Morse, than worry our silly heads about real modern world-wide communications which all governments would

happily see removed anyway. Indeed, why not bring back Semaphore?
Dick Railton GW6RXA
Wales

Broadcast Reader

Dear Sir

I am writing as a reader of *Practical Wireless* magazine and a short wave listener. I have just got round to reading the July issue of the magazine (I'm afraid I'm behind with my reading!) and would like to say how much I enjoy reading your 'Broadcast Round-Up' page.

I have noted your notes on the Voice of Russia summer schedule, and you wonder how well it can be received. On Tuesday 5 August 1997, I spent some time listening to this service and can say that the reception heard in Walsall is very good, quite clear and hardly any interference, some examples of the bands I received it on were the following: 1600-1700hrs on 9.765MHz and 2100-2200hrs on 9.775 and 11.840MHz.

The equipment I am using is a Yaesu FRG-8800 and 22m long wire. Hope this information is of use. I may say that I enjoy reading *Practical Wireless* and your sister magazine *Short Wave Magazine*. Best wishes to you and the magazines for the future.

Edward H. V. Harris
West Midlands

Editor's comment: It's good to hear from you on this aspect of the hobby Edward. Keep listening, and we're passing your letter onto Peter Shore our broadcast bands specialist author.

Health Hazards

Dear Sir

Gordon King G4VFF does us a service by pointing out that much of the concern about the alleged hazards from power lines and other sources of electromagnetic radiation have been fuelled by media hype. We need to get the right perspective on the problem and this can be done by looking at mortality tables.

For instance, in 1990 (as published in *Whitaker's Almanack* 1993 edition) the leukaemia deaths for England and Wales were 3488 in a total number of deaths of 564,846 or 0.62% which represents .007% in a total population of 489,960,000! Other neoplasms of stomach, respiratory organs, breast and uterus are larger. No distinction is made on the possible causes, so if any are due to EM radiations they must be less.

The original Denver investigation is an example of a bad epidemiological conclusion. As I understand it, Wertheimer and Leeper noticed that a cluster of childhood leukaemia occurred in houses to which overhead power lines were connected but these could not have been the only houses so supplied.

From what I have read, nowhere do they refer to other possible causes of the condition such as radon gas emanating from the soil. Colorado state is high in the Rockies and is a considerable source of many minerals such as silver, lead and uranium.

Ionising radiations could be prevalent and could affect underground water supplies. I have never seen this possibility mentioned. Most lay people, including journalists, confuse the two types of radiation.

Having been one of several people, in my apprentice days, to have experienced full body heating from a 16kHz source, with no apparent ill effects some 60 years later, I am sceptical that the normal level of EM radiations that we experience in our daily lives do have any ill effect.

The British Medical Journal (2 February 1991) quotes parental smoking before conception and during pregnancy as causes of many childhood complaints including leukaemia and none of the classic Scandinavian reports mention that this factor was eliminated from their research. What one does show (*Lancet* November 20 1993) is that, although the use of electricity has increased many fold, the incidence of childhood cancers has remained stable.

A recent study (*Radio Science* January-February 1997) by extrapolating the 'safe' distance from 60Hz, 200/400kV, line of 50 metres, suggests that the safe distance from the United States Annapolis v.l.f. station is 46km. The three comparable stations in this country are well within that distance of resident populations and no high incidences of any problems in the several locations have been reported over the 70, 55 and 37 years, respectively, that they have been operating. This statement I would dismiss as poppycock!

When it comes to the alleged higher

than normal incidence of leukaemia amongst radio enthusiasts, I suggest that no controlled experiments have been conducted. If they were, they might find other causes equally to blame. For instance, how many shacks have adequate ventilation to remove soldering fumes? So, carry on 'hamming' boys and girls but fit a chimney above your soldering iron!

As regards proximity to electrified railway lines, the staff unions have no knowledge of any problems and this goes, too, for the continental lines which have been electrified for a longer period. On planning grounds an inspector overturned a refusal to build houses near a 400kV line in Alyn District and the High Court have turned down an objection to an underground super-grid line in North London.

So, at least one can say the case is not proven but until someone can produce impeccable evidence of causation, which eliminates all other possibilities, I remain an unbeliever.

S. F. Brown G4LU
Shropshire

Dear Sir

I have just read the article 'Health Hazards - What Level Radiation?' in the September edition of *Practical Wireless*. I want to thank you for clearing up some of the ambiguity and confusion surrounding the subject that I pointed out in my letter (published July 1997). It's good to get some clear cut advice and information on the subject, although I still intended to 'play safe' with the radiation that I am responsible for myself, at least I know what I am dealing with.

Since I last wrote to you, I received my RAE pass slip and am now licensed as MM0BDK. I would like to thank all the local Radio Amateurs in my area who helped me towards my 'A' licence, so that I too can participate in this exciting hobby.

As far as rigs are concerned, I don't have anything for h.f. yet, (I may have to buy second-hand, depending on my budget!) but for v.h.f./u.h.f. I have an Alinco DJ-G5 hand-held. I am very impressed with its features, performance and size. It suits me well.

Thank you once again for helping to clear up the confusion over e.m.r. and keep up the good work with a great magazine!

Iain Hutchinson MM0BDK
Inverness

Editor's applause: Congratulations on getting your callsign Ian! I've no doubt you'll soon make your mark and will probably even commandeer the Kessock Bridge near Inverness and its towers for your antenna system. Or have you got your eyes on the Rosemaerke TV/Radio broadcasting mast instead? And if you wish to borrow it, my KW2000A s.s.b./c.w. transceiver is available to get you on h.f. until you buy or build your own rig. Let me know if it's needed.

Send your letters
to the PW
Offices, marking
it clearly for
'Receiving You'



NEWS

1997

Compiled by Donna Vincent G7TZB



First In 47 Years

Ian Kyle G18AYZ/M10AYZ the 1997 President of the Radio Society of Great Britain is set to become the first RSGB President to serve a second 'follow-on' term since 1951. The last RSGB President who served consecutive terms was **William Scarf G2WS**, President in 1950 and 1951.

The 'new' President for 1998 was elected at a historic RSGB Council meeting on July 19. His second term of office 'follows' on in January as is usual.

I take the opportunity in wishing Ian Kyle the very best wishes for his second term of office from everyone at *PW*. He's going well prepared for a 'double' Presidential 'helping' as he's taking his two callsigns with him! Good luck Mr President.

G3XFD

Left: Ian G18AYZ/M10AYZ addressing the Bangor Radio Society (photo courtesy of Stewart Mackay G14OCK).

draft proposals to be discussed at the meeting together with a map is available from the newly appointed WAB secretary **Graham Ridgeway G8UYD**, 6 Rosewood Avenue, Blackburn, Lancs BB1 9SZ.

Please note that the WAB Awards Manager has changed her address. **Kate Wragg G0FEX** has moved to 11a Fall Road, Heanor, Derbyshire DE75 7PQ and all correspondence should be addressed as such. Any mail sent to her previous QTH will be redirected.

Buyer Beware!

If you're currently searching around radio rallies, car boot sales etc., for Eddystone radios please take note of the following news we've received from **Graeme Wormald G3GGL** of the Eddystone User Group.

Around 1983 Eddystone Radio introduced their first microprocessor-controlled i.f.-h.f. communications receiver, the 1650/6. It was built to the highest professional standards and sold in many different versions, including the 1650/6, a special classified version for the British Government. The 1650 series went out of production a couple of years ago.

Kanga Closures

Don't be mislead by the heading of this story, Kanga Products of Seaview House, Crete Road East, Folkestone, Kent CT18 7EG are not closing down, just having a well deserved holiday! **Dick Pascoe G0BPS** has informed the Newsdesk that Kanga Products will be closed between 1st and 17th October and again between 21st and 29th October 1997. However, you can catch the Kanga team at the Rochdale QRP Convention on October 25.

Sussex Communications

Bredhurst Electronics have recently relocated and changed their name. They are now known as **Sussex Communications** and are situated at 5a Hazelgrove Road, Haywards Heath, West Sussex RH16 3PH.

Graeme Bowring of Sussex Communications hopes the move has not inconvenienced their existing customers and looks forward to continuing to provide service to them and also to new customers in the area. To find out more about Sussex

Communications why not give them a call on (01444) 443440 or drop them a FAX on (01444) 443222.

Extraordinary Meeting

The **Worked All Britain Awards (WAB) Group** will be holding an Extraordinary General Meeting on **Sunday 16 November 1997** at the **Chilwell Scout Hat, Attenborough Road, Chilwell, Notts** at 1pm.

The meeting has been called to discuss and vote on changes within the WAB. A copy of the

New Communications Receiver

A new communications receiver has just been launched by **AKD** of Stevenage, Herts. The **HF3E** is the latest in the AKD range and is modelled on the already popular HF3 and HF3M receivers.

The HF3E has several visual differences from its stable mates, the main one being the change in case colour from grey to black, making this new model easy to distinguish and to present a sharper image. The buttons and display lens have also undergone changes and the unit also has a tilt foot that folds out from under the receiver to give a good display angle which clips out of the way when not required.

Other updates from previous models include the SO239 type antenna connection. A long wire antenna with phono connector is still provided and an SO239 to phono adaptor is included. There is also a data output socket which enables the unit to be connected to a computer.

The HF3E has a frequency range of 30kHz to 30MHz. The unit costs **£299 inc. VAT plus £6 P&P** and is supplied complete with: a long wire antenna, antenna adapter, data lead (25 way to 9 way), disk containing ©Receiver Control Software, Data lead 9 way to 3.5mm jack, Weatherfax Software (Tarfax), power supply and instruction manual.

The HF3E receiver is available now either direct from **AKD, Unit 5, Parsons Green Industrial Estate, Boulton Road, Stevenage, Herts SG1 5QG**. Tel: (01438) 351710 or FAX: (01438) 357591 or from any of their approved dealers. *Editorial Note: PW hopes to review the HF3E in next month's issue.*




A considerable number of the 1650/6s have found their way onto the surplus market and are being offered for a fraction of their original cost. This may appear to the buyer that they are picking up a bargain but in actual fact the 1650 model is so specialised it is in fact useless to the Radio Amateur. Many of the facilities such as mode selection, bandwidth selection, scanning and variable tuning are missing from the set.

The Eddystone Company are unable to supply information on how to convert the 1650 set into a standard model despite receiving various requests. Anyone buying a Eddystone 1650/6 should realise that they are purchasing a collectors' item rather than a general purpose receiver.

The asking price for a surplus 1650/s is in the region of £300, which is a lot of money for a non-starter, especially if you think you're getting a bargain. So, 'Buyer Beware'!

Waters & Stanton Catalogue



By now you will no doubt have looked through your Free 16-page Waters & Stanton Catalogue and found it to be of interest. The free catalogue is a condensed version of their 176 page full colour catalogue, which contains in the region of 1000 photos.

Waters & Stanton believe their latest publication to be the largest and most comprehensive Amateur Radio catalogue in Europe. Contained within its pages are sections giving detailed information including technical specifications on antennas, kits, amplifiers, audio and accessories. So, if this month's free gift has whetted your appetite you'll no doubt be wondering how to get your hands on the full version.

Copies of the full Waters & Stanton Radio Communications Catalogue are available for **£2.95 plus £1 postage UK** (readers in mainland Europe add **£2.75 P&P, outside Europe add £5 P&P**). To order your copy contact Waters & Stanton at **22 Main Road, Hockley, Essex SS5 4QS. Tel: (01702) 206835, FAX: (01702) 205843.**


Wireless Works

Jo Harris of the Wireless Works in Cornwall has recently informed the Newsdesk that they stock a wide selection of valves, (including EF91s), valve data and a variety of other components. In addition to this, the Wireless Works offer a restoration service for wireless, hi-fi and electrical equipment.

Jo and the 'team' also have a fully equipped p.c.b. prototyping facility, all they need is the artwork to produce your board. All p.c.b.s are supplied etched but undrilled at a cost of £11 for a single-sided board or £17 for a double-sided board plus the price of the blank p.c.b. Also offered is a p.c.b. design facility if required.

Everything from the Wireless Works is available mail order and on receipt of an s.a.e. they will send interested home-brewers a leaflet with details of all services offered. For more information contact The Wireless Works, **48A Fore Street, Bugle, Cornwall PL26 8PA. Tel: (01726) 852284.**

Amateurs' Check-Book



The International Short Wave League (ISWL) have just added a new publication to their comprehensive list. The *Radio Amateurs' Check-Book* has been produced from an idea originally thought of by **Mike Newell G1GHD** and is designed for use

Packet Donation

BayCom is a group of German Amateurs who formed in 1991 to develop and market simple and cost effective solutions for Packet radio. They have designed and marketed a variety of hardware and software solutions and the proceeds from these have been used to finance further developments and to continue to establish an efficient Packet network in Southern Germany.

The North West Packet User Group (NWPUG) have been an authorised distributor of BayCom kits in the UK since 1993. This has helped to raise funds for the group and has meant that Packet enthusiasts in the UK and Eire have been able to obtain kits.

Earlier this year **Johannes Kneip DG3RBU**, a founder member of BayCom and designer approached the NWPUG with the offer of them making a hardware donation to a UK node project as a thank you for their support. So, at the Ham Radio '97 exhibition held in Friedrichshafen, Germany **Andrew Sinclair G7HUD** Chairman of the NWPUG was presented with the hardware donation which will be used to build a proposed 'SuperNode' at Winter Hill, Bolton.



Andy G7HUD (left) receives a hardware donation from Johannes DG3RBU of Baycom at Ham Radio '97 earlier this year.

by licensed amateurs and short wave listeners alike. (The book is prepared ready for the operator to fill in as they go, hence the name 'Check Book'.)

The A4 sized publication has check lists for DXCC Countries, Prefixes, Continents, CQ Zones, ITU Zones, UK Counties, US States and CIS Oblasts. All the lists are printed on colour coded pages for quick and easy reference.

The *Radio Amateurs' Check-Book* is only available from the ISWL for **£4 inc. P&P UK** and Europe, or **£4.50 inc. P&P** outside Europe. To order your copy contact the **ISWL HQ at 3 Bromyard Drive, Chellaston, Derby DE73 1PF.**

Get Moving On 'Six'

Nevada have just added the new Alinco DR-MO6TH mobile transceiver to their range of products.

The DR-MO6TH is a 20W 50MHz (6m) transceiver which features built-in CTCSS. Features include 100 memories, time-out timer and 20W of output power.

With the introduction of the 50MHz repeater system in the UK, many radio amateurs will no doubt be looking for a way to 'get moving on six' and with a price tag of **£249.95** the DR-MO6TH could be the answer. For more information contact Nevada at **189 London Road, North End, Portsmouth, Hants PO2 9AE. Tel: (01705) 662145/613900 or FAX: (017050) 690626.**





PW Publishing Ltd

presents . . .

FERRELL'S CONFIDENTIAL FREQUENCY LIST *10th Edition*

**Buy your copy
at the Leicester
Show and save
the postage.**



PW PUBLISHING LTD. FREEPOST, ARROWSMITH COURT, STATION
APPROACH, BROADSTONE, DORSET BH18 8PW.

TEL: (01202) 659930 FAX: (01202) 659950

We are a small unit and give a one to one personal and professional service to people looking for top quality

Essex Amateur Radio Services

8am **01268 752522** 8pm

7 DAYS

SPECIALIST IN BUYING & SELLING PRE-ENJOYED EQUIPMENT

Full in-house service department. All repairs undertaken. Fast turn around, LOW prices

HF
ICOM IC736
ICOM 706 MkII
ICOM IC706 MkI
ICOM IC738
ICOM IC735 MkII
ICOM IC737A
YAESU
FT1000MP AC
FT990 AC
FT890AT
FT747GX
FT102
FT101 2D+FM
FT77 +FM
KENWOOD
TS940 SAT + Filters
TS930 SAT+ Filters
TS50S
TS570D
TS450S

TS 440 SAT +Filters
TS120S
TENTECH SCOUT + 5 modules
ALINCO DX70
HF LINEARS
2KL ICOM
AMERITRON AL80
B+QSK5
KW1000
FT2100Z
ATU's
ICOM AT500
ICOM AT180
ICOM AT160
YAESU 102
POWER SUPPLIES
MANSON
BNOS
PS55 ICOM

VHF/UHF
KENWOOD
TS790E 2/70 BASE
TH455E
TM799E
TM241E
TM701E 2/70
TH79E
TH78E
TH42E
TH22E
ICOM
W21 ET
W32 ET
T7E
YAESU
FT736R
FT225RD
FT51R
FT50R
FT530R

FT23R
FT290R MkII
FT290 MkI
ALINCO
DR605
DR610
DR150
DJG5E
DJ190
DJ180
AKD
2001
4001 Special
6001 Price
7001
SPEAKER/MICS
SP950
SP20
SP102
MC60A
ADONIS

AM708
AM608
AM508
AM308
ICOM SM6
ICOM SM8
TRANSVERTERS
2M FROM 10M
2M TO 6M
2M TO 4M
2M TO 1256
RN 2M TO 1256
LINEARS
6M 3IN=100 OUT
3IN=50 OUT
2M 5IN=80 OUT
MFJ 249 ANALYZER
MFJ 860 METER
MFJ 40IC KEYSER
PLUS LOTS MORE.....
PHONE FOR LATEST

WE NEED YOUR PRE-ENJOYED EQUIPMENT. TOP PRICES PAID.

WE CAN ALSO SELL YOUR EQUIPMENT FOR YOU - AT A BETTER PRICE THAN PART EXCHANGE.

E.A.R.S, 4 NORTHERN AVENUE, BENFLEET, ESSEX SS7 5SN - 01268 752522

SM M Specialist Media & Marketing

Arrowsmith Court
Station Approach
Broadstone
Dorset BH18 8PW
Tel: (01202) 659920
Fax: (01202) 659950

Our service includes:-

- ★ Advertisement design
- ★ Specialist marketing and advertising
- ★ Corporate hospitality
- ★ Exhibitions and conferences
- ★ Letterheads and business cards

WE ALLOW YOU TO CONCENTRATE ON YOUR BUSINESS WHILST WE HELP YOU INCREASE YOUR SHARE OF THE MARKET!

SM&M has been specially created to help you take your business into the next millennium.

Zoë says:
"keep the News and
those Club magazines
coming!"

CLUB Spotlight

Compiled by Zoë Crabb

Maldives Radio

'Club Spotlight' has recently received a lovely letter from **Andy Stafford G4VPM/8Q7AS**, who is currently involved in a project to expand Amateur Radio activity in the Maldives (8Q7). Here, he tells us his fascinating story.



Andy Stafford operating from his holiday QTH on Kuredu Island.

In September 1996 I visited The Republic of Maldives for a holiday, actually staying on Kuredu Island in Lhaviyani Atoll. During my time there I did some operating using QRP on the h.f. bands with the callsign **8Q7AS**. Although I didn't make many contacts, the radio side of the trip was very enjoyable and it proved easy to obtain the necessary operating permissions and licence.

Also, during the visit, I was lucky enough to meet one of only two active radio amateurs in the Maldives, **Ibrahim Ahmed 8Q7QC**. Ibrahim showed me great kindness and hospitality while I was there and I am pleased to say I am able to return that kindness to him. He expressed a long felt desire to start up a radio club in the Maldivian capital Malé and to set-up a club station.

A club is no good without members and to encourage membership Ibrahim planned to train interested locals to become radio amateurs. His biggest problem was obtaining training materials and I promised I would help him to achieve this.

Due to personal circumstances, I had, until recently, been unable to do anything to fulfil this promise. Now, however, I have managed to set things in motion and have been in contact with various companies and organisations in an endeavour to obtain the kind of things needed by Ibrahim.

I'm pleased to say that the response so far has been magnificent and I already have a useful amount of stuff to send to the islands. Thanks so far go to **Icom (UK)**, **Yaesu (UK)**, the **G-QRP Club** and **Kanga Products**. **Practical Wireless** (thanks Rob and Editorial Team!) and the **RSGB** have also agreed to help and I hope to be able to send the first parcel over soon.

The more that can be provided the better and, accordingly, I would like to appeal to anyone who can help further by providing unwanted items to contact me. Basically, I'm looking for anything that would be useful to aspiring and new amateurs. I'm happy to pay the cost of transporting the items received to 8Q7 and would be very pleased to receive any contributions, all of which will be acknowledged.

For those of you who haven't worked the Maldives (and for those of you who have), you may be interested to know that I am currently involved, together with fellow members of the Central Arizona DX Association, in the planning stages of a DXpedition there scheduled (probably) for Spring 1998.

Anybody who can help, please

contact me by telephoning (01256) 311334 during working hours, or E-mail at: astaffor@de.ittind.com



Ibrahim 8Q7QC in his shack at his father's QTH on Naifaru Island (which is the capital of Lhaviyani Atoll).

Special Event GB4JC

The **Ynys Mon Amateur Radio Users Group (YMARUG)** in conjunction with the **Marford ARS** and the **North Wales RRC** held a seven day 24hr Special Event Station at the Denbigh Show Ground, Denbigh, North Wales, with the 13th Welsh Scouts World Jamboree. Some 3500 Scouts and Rangers, plus their leaders, came from 14 different countries, some as far away as Australia, Russia, USA, Sweden, Africa and over 100 groups from all over the UK.

The event started at 8am on a wet Saturday morning, where there was a mix-up on where the four stations were to be set-up, two in the group's caravan and two in the main marquee, where there was no power for the equipment as promised. However, after a trip to see the people in charge of site allocations, things were soon worked out.

The groups then started to set-up all of the equipment with more than enough power for all their needs. By this time, the 60ft scaffold tower had come and was in the process of being erected.

The Scouts and Rangers were then all starting to arrive and the site was filing up very quickly. And as dinner time approached, one of the h.f. stations and a v.h.f. station was set-up in the YMARUG caravan and the antennas were quickly erected on the 60ft tower. The two other stations were set-up in the main activities marquee, one on a 40ft mobile tower and tribander and the other on a GSRV.

The weather soon brightened up and became very warm throughout the week. Many visitors from the Scouts and Rangers who were interested in taking their Communication Badges did so, with the help of some of the licensed Scout Leaders.

Over the week, 70 passed and some 700 contacts were made, although conditions were not at their best. The contacts were made on s.s.b., c.w., f.m. and Packet.

The YMARUG would like to give a special thanks to all the lads and lasses who came along and supported this event so well and also to the people who donated their valuable equipment.

Club Reminders

The **Hoddesdon Radio Club** meet on alternate Thursdays at 8pm at the **Conservative Club, Rye Road, Hoddesdon**. Up and coming events include October 16 - Visit to Stanstead Airport (ATC), 24th - Club dinner.

More information from **Don G3JNJ** on 0181-292 3678.

Members of the **Isle of Man Amateur Radio Society** hold regular meetings on the first Monday of the month at **Transport House, Fort Street, Douglas** at 8pm for a formal meeting with a lecture or chaired discussion.

All other Mondays at the **Royal Naval Association, Regent Street, Douglas** (opposite main Post Office) at 8.30pm for an informal get together. The committee also meets on the first Friday of every month. More information from the Secretary **Vince Wilson MD0ADD** on 624889.

Weekend On The Air

The **Bury St. Edmunds Amateur Radio Society** are once again indebted to The National Trust at Ickworth House, just outside Bury St. Edmunds, for providing the Society with an excellent venue for their annual Special Event Station, held over the weekend of 9/10th August 1997.

Back in 1995, the Society helped celebrate the National Trust Centenary with **GB100NT**. In 1996, they operated as **GX2TO** (the club callsign). This year, **Derek Spender G4DHU**, applied for the callsign **GB2NTI** and acted as Station Manager.

Chris Brown G0JRM kindly agreed to exhibit some of his collection of vintage wireless receivers and other radio nostalgia in the display cabinets, which lined one side of the Lecture Theatre, which was put at the Society's disposal. Liaison with the National Trust was in the hands of **David Riches G0XEG**, who happens to be a Volunteer Room Warden at Ickworth



On the Friday evening, a working party of members assembled to start putting Chris Brown's exhibits in place, unpack the club transceivers, put a rope from the top floor of the Rotunda and a large oak tree for the G5RV antenna, which they intended to use. All tasks were completed by the time it was getting dark, having started before 5.30pm!

Saturday dawned bright and sunny (fortunately!) with temperatures in the eighties, but the Lecture Theatre was nice and cool, and members were soon calling CQ on the FT-100 through the club-built a.t.u., but power output did not reach anywhere near the 100W that the FT-100 can produce. First thought was that they had too much feeder and really needed to move the antenna nearer the transmitter, but they would have to wait until the end of the day when there were no visitors.

The Society also have an FT-102 with matching a.t.u. and other accessories, but the a.t.u. will only cope with unbalanced antennas, so they decided that it might be worth trying to use the G5RV as a centre-fed dipole with one side tuned against the earth as they were using 300Ω twin right through. This in fact loaded well and members were able to work on 3.5, 7 and 14MHz, but, regrettably, only around Europe.

In the end, after investigating the home-brew a.t.u., the main cause of trouble was found, being a faulty contact strip on the moving vanes of the first variable capacitor! As it was not the sort of thing that could be replaced quickly, (they had to find one first!), it was not used again over the weekend. The antenna was moved on the Saturday evening, which gave more success on the Sunday. In spite of these setbacks, over 100 stations were worked in the end!

Darren G7SDC and **Martin 2E1FZH**



helped the number of contacts by running a packet station on v.h.f. from a couple of laptops and a most impressive home-brew TNC and p.s.u. They even managed to enlist the help of the GB7TDG Sysop - **John G4VEL** - in getting an 'add' into the system telling people of the special event! They worked quite a few stations direct, as well as through the BBS. This evoked quite a bit of interest from the visitors, in spite of the l.c.d. screens being difficult to read.

With hindsight, the Bury Society felt that the visitors were more interest in the exhibition of old radios and packet than trying to understand the audio from s.s.b. signals, so when the society put on another station, they may now consider putting on some SSTV or even FSTV for the public benefit, whilst maintaining the Amateur Radio interested on air with a special event callsign and QSL card.

All in all, it was a good weekend, in spite of a smaller number of contacts. Everyone went home happy, even if hot and tired! The Bury Society would like to say thanks to Property Manager **Kate Carver**, the House Manager **Maria Moffatt**, the House Steward **Eilidh Taylor** and **Paul Dickson**, the Regional Public Affairs Manager from the National Trust, without whose help and co-operation, the event could not have taken place again this year.

Lastly, thanks to the members who helped plan and set-up, pack up and operate. Most members who attended have already asked about next year - but that's another story!

Further information from **David Riches G0XEG**, 92 Barons Road, Bury St. Edmunds, Suffolk IP33 2LY. Tel: (01284) 701034.



G0HEV, Secretary of Bury St. Edmunds ARS, handled all the publicity, and the National Trust kindly agreed to provide the Society with picture postcards of Ickworth House, which they were able to have overprinted with the callsign on the front and the usual details on the reverse.

Finally, the Chairman **Kevin Waterson G1VGI** and **G0XEG** did an interview for a magazine programme on BBC Radio Suffolk. So with all that under control, the society just needed fine weather and some help in getting the antennas up!

Meetings are held from 1930hrs on a Monday evening for construction, computers, operating and general chat, etc. at the **Loughborough & District Amateur Radio Club** in the Science Lab., Hind Leys Community College, Forest Street, Shepshed. All new members are most welcome.

Further information from **Ian G8SNF** on (01509) 218259.

The **Mid-Warwickshire Amateur Radio Society** meet on the 2nd and 4th Tuesdays in the month at 8pm at the **Club HQ, 61 Emscote Road, Warwick**. All members and visitors are welcome.

Contact **G8XDL** on (01926) 498115 for further details.

Meetings are held on the last Tuesday in every month at 7 for a 7.30pm start for the **RSGB Bristol Group** at **New Friends Hall, Purdown, Bell Hill, Stapleton**,

Bristol. All are welcome, no need to belong to the RSGB.

Would you like to find out more, if so, please contact **Robin Thompson G3TKF** on (01225) 420442.

Members of the **Salisbury Amateur Radio Club** meet at 8pm on the second and fourth Tuesday of each month, at **The Scout Hut, St Mark's Avenue, Salisbury, Wiltshire**. Prospective members and visitors are welcome and RAE tuition is available.

A club Net is held at 6.30pm daily, additionally 8.30pm on Fridays on S.16 (V32) 145.400MHz. For further details about the club activities, contact **Jamie G7WAA** on (01722) 334935 during office hours.


The **Stockport Radio Society** hold meetings on the 2nd and 4th Wednesday of each month at the **Stockport Sea Cadet Corps HQ, Training Ship (TS)**

Hawkins, Pear Mill Industrial Estate, Stockport Road West, Lower Bredbury at 1945 hrs.

New members are always made welcome, so if you fancy finding out more, why not contact **David Simcock M1ANT**, Hon. Sec., at **51 Broadway, Stockport SK2 5SF** or alternatively, telephone on **285 0017**.

Meetings are held at **The Home Guard Club, Main Street, Tiddington, Stratford-upon-Avon** at 7.30 for an 8pm start for the **Stratford-Upon-Avon & DRS**. If you are interested about radio, you are very welcome to attend the meetings.

For more information about the Society, contact the Hon. Sec. **J. Porter** on (01789) 773286.



RADIO DISCOVER THE BASICS

By Rob Mannion G3XFD

Having explained the basics of generating an alternating current from a really simple alternator, Rob Mannion G3XFD demonstrates how the supply is changed into a supply suitable to power equipment.

Further Reading

Understanding Basic Electronics (Published by ARRL, read Unit 3 (Elementary AC Electronics)). This book is the 'further reading' source I shall refer to in the series. In my opinion it's an excellent primary text book and reference source and is available from the PW Book Store.

G3XFD

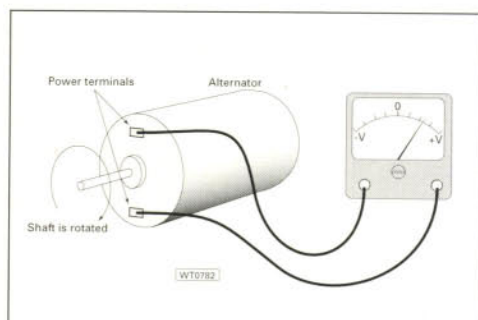


Fig. 1: The simple alternator connected to a centre '0' voltmeter. As current flows the meter (calibrated in volts) will deflect first one way and then the other (see text).

Last time in this column I explained the basics behind very simple alternators and demonstrated how you could make one for yourself. However, if you did make one and produced electricity it would not work your radio very effectively and could even damage it!

So - as the BBC's famous Chief Engineer Captain Eckersley said in the 1920s... "please don't do it!" (he was actually asking listeners not to make their regenerative detectors oscillate thus causing interference!).

Varying Output

The diagram, Fig. 1, shows a very simple alternator (although it has a drive shaft and is neat and tidy, it works exactly the same as the simple alternator I described last time). Connected to it is a voltmeter with a centre '0'.

When the alternator drive shaft is rotated, a current flow is produced and the meter needle (we'll take a look at how these work later in the series) will move away from the centre '0' (zero) to a maximum amount before dropping back to zero again and then pass through zero to maximum deflection on the other side. In other words, the current flow is alternating in direction and it's therefore called **alternating current**.

The diagram, Fig. 2, shows the output of the alternator in 'sinewave' form. And it takes little imagination to relate the 'humps and dips' of the sinewave to the rotation of the alternator drive shaft. This is your first introduction to looking at 'waveforms' and as

our science is very much involved with them...it's a good idea to do some further reading on the subject (see separate panel).

The simple alternator shown in the diagram is producing 10V at 50Hz (Hertz, named after Heinrich Hertz the physicist) represents the frequency or **number of pulses per second**. The old term used to be 'cycles per second', (in other words the number of pulses of current per second).

It's important to remember that with an a.c. output of 50Hz means that there's 100 pulses of current per second (50 in the positive direction and 50 in the negative direction, produced by the production of 50 complete cycles from the alternator at the speed which it's being rotated to generator. (For the purpose of this explanation the alternator in the diagram produces one positive pulse and one negative pulse per rotation and is being rotated at 50 times per second).

So, next time you hear an ordinary domestic mains power supply transformer (let's say a 250V a.c. to 12V d.c. supply) humming...remember it's **100Hz** you're hearing not 50!

Convenient & Efficient

Alternators provide a very convenient and efficient method of generating electricity. The a.c. generated can be stepped up or down (transformed via transformers) and 'transported' (Engineers refer to power lines as 'transmission lines') great distances at very high voltages.

However, there are disadvantages with a.c., especially for powering radio receivers! The alternating supply with its level starting from zero and rising

to a maximum positive before returning through zero to negative produces an annoying buzz. That's no good for us...so it has to be 'converted' or changed to a form that can be used and this is done by a device known as a rectifier.

The rectifier, Fig. 3, can be considered as an electronic equivalent to the ordinary bicycle tyre valve as it allows current to pass very easily in one direction, but not the other! The result from a single half-wave rectifier (so called because it only conducts - or 'passes' - one half of the complete cycle or 'wave') are the pulses shown in the diagram.

The output pulses (they can be negative or positive going) are 'smoothed' by using the storage abilities of capacitors. This is achieved because the capacitor discharges during the time the pulse is 'off' (absent). (Again, I'll be discussing this aspect later in the series).

Try Some Experiments

But in the meantime why don't you try some experiments with your test meter and diodes and see just how effective at 'blocking' the current in one direction they can be? And at the same time you'll quickly learn that other factors (forward resistance for a start!) come into play!

Next time, I'm planning to demonstrate a really 'classic' use of the diode rectifier by using it to provide a really basic radio. You'll also be able to make your own 'rectifier' by using rusty metal and perhaps even lemon juice. They're very useful those lemons you know!

PW

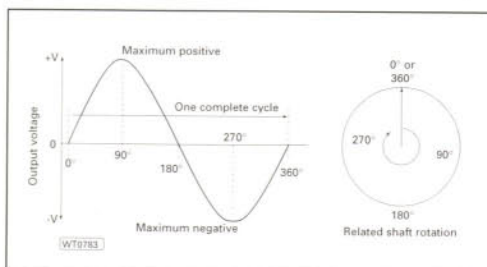


Fig. 2: The output of the alternator shown in sinewave form. The additional associated illustration relates alternator shaft position to the out produced by the alternator (see text).

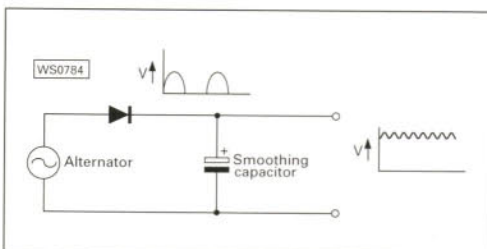



Fig. 3: What the rectifier does can be compared to a bicycle tyre valve! The tyre valve (should!) only allow air into the tyre and the diode rectifier only allows current to flow in one direction only. The resultant 'raw' pulses of d.c. produced are 'smoothed' (the 'gaps' are filled by the discharge of capacitors which 'empty' during the 'off' periods (see text)).

Number One Competition!

**WIN! - A COMPUTER
AIDED DESIGN
PACKAGE WORTH
OVER £1000!**



In *Practical Wireless* October Tex Swann G1TEX reviewed three computer aided design packages from **Number One Systems Ltd.** of Cambridgeshire, which can be combined to become an extremely powerful design package. If Tex's review whetted your appetite and you want to try *EASY-PC Professional XM*, *Analysers III* and *LAYAN* for yourself here's your chance.

Adrian Espin of Number One Systems has kindly donated a complete package for us to give away to one lucky *PW* reader this month. All you have to do is find the words in the wordsearch and answer the tie-breaker question based on Tex's review from last month. (If you haven't seen *PW* October back copies are available for £2.30 from the Book Store, Tel: (01202) 659930).

So, what are you waiting for get searching for those clues, answer that tie-breaker and who knows the next project you design could really be a 'number one' with the help of this comprehensive computer aided design package!

G	C	P	Y	S	A	E	D	C	F	S	C	L	F
G	Z	L	L	C	Q	Z	O	L	D	V	E	F	Y
Y	T	P	A	A	G	M	K	Q	O	T	D	F	T
B	G	T	Q	Y	P	J	V	V	V	Z	T	N	I
G	S	W	T	U	A	V	R	S	G	K	S	G	U
C	U	Y	T	N	J	N	M	L	N	C	R	I	C
A	V	E	S	E	A	W	R	B	I	R	D	S	R
T	R	R	O	T	Q	R	K	T	W	E	M	E	I
B	A	E	N	A	E	X	A	B	A	S	R	D	C
Q	V	B	E	K	E	M	D	V	R	Y	P	N	Z
P	Y	M	S	I	E	E	S	Z	D	L	P	D	W
R	H	U	O	H	D	N	Z	J	I	A	S	E	I
W	Q	N	C	I	K	D	W	W	C	N	Y	T	O
R	P	S	A	F	V	Y	H	P	N	A	A	T	V

Tie Breaker Question:

In his review Tex G1TEX stated that one of the packages, in his opinion was without a doubt the 'star' of the trilogy, which one was it?

Tie Breaker Answer:

.....

Name

Callsign

Address

.....

.....

Postcode

☐ If you do not wish to receive future mailings as a result of entering this competition please indicate here.

Send your entry to: **Number One Competition, Practical Wireless, PW Publishing Ltd., Arrowsmith Court, Station Approach, Broadstone, Dorset BH18 8PW.** Editor's decision on the winner is final and no correspondence will be entered into. Please do not include other correspondence in with your entry.

Entries to reach us by **Friday 28 November 1997.**



Words To Find:

Aided	EasyPC
Analysers	Layan
Computer	Number
Circuit	One
Design	Schematics
Drawing	Systems

**STANDARD®****STANDARD®**

For innovation, precision engineering and ultimate performance look no further than STANDARD. Their entire range is available at ML&S!

Next to quality and innovative engineering, Standard put receive performance as their No.1 priority. Their new range of Handies,

mobiles and scanners are no exception. They were one of the very first to offer a high performance 2M handie back in the seventies and are currently the

only manufacturer to build a Triple Band FM mobile with 2/6 & 70 fitted as standard and a Twin Band handie with a power booster for mobile use.

**GREAT IN THE CAR****ON THE ROAD IN THE MPV****BIG SIGNAL IN THE HAM SHACK****C5900D****3 bands...2, 70cm & 6 METRES!****ALL IN ONE COMPACT PACKAGE**

What's the most compact, economical, full featured tri-band mobile? Standard's C5900D!

6 Metres as well as 2 and 70 cm, with crossband repeat, remote operation with detachable front panel, or wireless remote control from your hand held's DTMF pad! Plus 1200/9600 baud packet, priority hyper memories for your seven most used frequencies, and up-and-down-load frequencies to the optional 200 channel extended memory chip without a computer! And there's so much more - just review the specifications below..

STANDARD C5900D FEATURES

- Tested tough against intermod with Double Balanced Mixer (DBM) and Tracking Front-End
- DTMF remote control with HT
- Cross-band repeat, 6M, 2M and 70cm with CTCSS encode/decode
- Full Duplex cross-band operation with CTCSS encode/decode
- 7 priority hyper frequencies
- 1200-9600 packet interface
- Antenna Triplexer Built-in one antenna for all bands
- Dual-frequency display: left side 6M, 2M and 70cm, right side 2M and 70cm
- Frequency Receive Range:
 - Left band 44.000-99.995 MHz
 - 100.000-225.000 MHz
 - 240.000-530.000 MHz
 - Right band 100.000-200.000 MHz
 - 260.000-510.000 MHz
 - 550.000-1020.000 MHz
- (both including AM aircraft)
- 45 Watts 6M, 50 Watts 2M and 35 Watts 70cm (3W Low, 10W Medium selectable) transmit ham-bands E&OE

DISPLAY

- Snap-on front display or remote the radio in the boot or under the front seat
- Back-lit Keypad and Display
- MY key, store favourite function
- TX Time-Out-Timer 3, 5, 15 mins
- Auto power-off 3, 6, 9 hrs
- Auto mute opposite band -20dB
- Beep-tone off, low or high
- Cooling fan built-in
- Mobile bracket and power cord (2M) included

MEMORIES

- 80 memories (each side); stores frequency, offsets, CTCSS tones and more
- Expandable 200 memories each side with optional, CMU161
- CTCSS Encode Standard
- Frequency steps, 5, 6.25, 10, 12.5, 15, 20, 25, 30, 50 and 100 kHz.
- Paging/Coded squelch
- DTMF autopatch dialing, 12 memories, 6 per side, 15 digits
- Eight kinds of scan: 1 MHz, entire band, program, memory, block memory, program memory, memory scan, memory and CTCSS scan

OPTIONAL ACCESSORIES

- CAW590 split cable for mic
- CAW591 3M extension cable for LCD display
- CAW592 5M extension cable with connection for mic and speaker
- CAW593 8M extension cable with connection for mic and speaker
- CMB5900 mounting bracket for display
- CMU161 200 channel memory chip
- CTN5700 Dual CTCSS
- Size: 140mm W, 40mm H, 173mm D
- Weight = 1.2Kg (2.65lbs)

Sole UK Distributor:
Martin Lynch & Son:

07000 73 73 73**CALL NOW ON OUR NEW TELEPHONE NUMBER**

FAX: 0181 - 566 1207

CUSTOMER CARE: 0181 - 566 0 566

e-mail: sales@martin-lynch.co.uk

Web Site: http://www.martin-lynch.co.uk

OPENING HOURS

MON-SAT 9.30 - 6.00

Martin Lynch & Son is a licensed credit broker. Full written details are available on request. E&OE.

Also available from:

Waters & Stanton:

01702 206835

Lowe Electronics:

01629 580800

Haydon Communications:

0181 951 5782

Nevada:

01705 662145



Available on FREE FINANCE
£99.95 deposit, 18 x £38.88
per month - 0% APR

FREE CTCSS & DTMF worth £100!

MARTIN LYNCH
& Son
THE AMATEUR RADIO EXCHANGE CENTRE

**140-142 NORTHFIELD AVENUE,
EALING, LONDON W13 9SB**

CALL 07000 73 73 73

PW MERCHANDISING

SEE US AT LEICESTER



POLO SHIRTS

TEE SHIRTS

UMBRELLAS

MOUSE MATS

BASEBALL CAPS

**ORDERS TAKEN FOR YOUR
PERSONALISED GEAR**

**SAMPLES OF ALL ITEMS ON
DISPLAY AT THE SHOW**



MOBILE PHONES

LEICESTER SPECIAL

MR 30 FREE



**AND WE WILL PAY
YOUR CONNECTION
CHARGE OF £30**

UNBELIEVABLE OFFER - NOT TO BE BEATEN

UNBELIEVABLE OFFER - NOT TO BE BEATEN

**CALL AT STANDS E3/4 IN THE EXHIBITION HALL AND TALK TO
CHRIS STEADMAN**

PHONE OFFER OFFERS SUBJECT TO STATUS -

PHONES DELIVERED TO YOUR HOME.

In Tune with Piccolo

By Malcolm McLeman F5VBU

Malcolm McLeman F5VBU wonders why the Piccolo system never really caught on amongst the Amateur Radio fraternity and whilst doing so provides a potted history of what became the backbone of the Foreign & Commonwealth Offices' communications system.


After eight years as a Marine Radio Officer I joined the GPO's Coastal Radio Service in the early 1960s. I trained at Highbridge, Somerset, the main UK ship-to-shore h.f. station, better known as Portishead Radio near Bristol, where the transmitting station and antennas are sited.

After Highbridge, I moved on to Cullercoats Radio (GCC) and then Stonehaven Radio (GND) near Aberdeen. After almost a year at Stonehaven, I spotted an advert in *Wireless World* that the Dipolomatic Wireless Service (DWS) was looking for Communications Officers. I duly applied and was accepted in November 1965.

After handling very little Morse traffic at GND and most of what I did was with trawlers on 2MHz, I suddenly found myself in what I can only describe as a 'Morse factory'. The main central receiving station at Hanslope Park (where I was based) was just one huge room.

The room was surrounded by bays each with two receivers, generally Eddystone 730s, an electronic Morse key plus a hand Morse key for those that were not so automatically inclined. Other operators used their own personal 'bug' keys.

There was also a socket on each bay to plug in the superb Scandinavian GNT (two unit)



An example of how a Mk F receiver cabinet 'A', would have been laid out. To the right is its companion cabinet 'B', which would have been identical in every way.

automatic tape Morse senders for longer messages, such as the daily 2000hrs world press from the Central Office of Information (COI). What a transformation from the Post Office, where automatic Morse was viewed with disgust!

Traffic was taken either on typewriter or even by hand and then passed to another section for forwarding to the Foreign & Commonwealth Office (FCO) in London by teleprinter. Thousands of groups were passed this way daily with speeds averaging between 25 and 30w.p.m. and sometimes the older hands could 'wind it up' to 35w.p.m. or more.

During international crises, such as the Indo/Pakistan war, the central

receiving station at Hanslope Park resembled a giant Bletchley Park Colossus with two unit tapes traversing the room bay to bay via the overhead central heating pipes. Around this period it was recognised by 'the powers that be' that the days of Morse were numbered and they had decided to move 'up a cog' to an automatic mode. Radio TeleTYpe (RTTY) had been used to pass the Far Eastern traffic directly into London from Singapore using high power transmitters, but on shorter hauls with standard equipment RTTY soon proved disappointing.

Christened Piccolo

Development and production of the

Piccolo had begun before the use of RTTY on an in-house auto-mode using Multiple Frequency Shift Keying (MFSK). It was christened the Piccolo, which for almost the next 25 years was to be the backbone of the FCO's communications system. The basic principle behind the piccolo system is fairly simple using standard International Telecommunications Agency 2 (ITA2 Murray) code, ie. 32 characters at five (1 or 0) units or bits per character.

Each transmitted letter or character is converted into a single audio tone starting with 'A' at 320Hz and separated from the next by 20Hz, ie 'B' 340Hz and so on, ending with the 'all space or all blank' character at 640Hz. Circuit continuity was maintained during non traffic periods by a stand-by tone at 650Hz and circuit synchronisation was obtained by modulating the tones with a 10Hz square wave for comparison and re-adjustment when necessary at the receive station.

Piccolo operation was in duplex mode and the unit could either be keyed by five unit tape or by hand from a teleprinter keyboard. Character tone generation in Piccolo systems up until the final version was by a unique selection from a bank of 32 'high Q' LC oscillators every 100 milliseconds. Early transmission was amplitude modulated and required expensive high stability receivers, plus accurate hand tuning by the receiving operator.

With the arrival of Barlow Wadley and phased locked loop (p.l.l.) equipped receiver followed by frequency synthesis from Rhode and Schwartz the Piccolo moved to h.f. s.s.b. (l.s.b.) and with the exception of the units themselves, used standard commercial modulators, receivers and transmitters.

At the receive station, the signal was intercepted via two antennas and receivers. After demodulation the receive tones were presented via separate audio amplifiers and appropriate pass-band filters to two banks of oscillators each identical to that of the transmit station, (the additional receive oscillator bank facilitated diversity reception).

By virtue of their frequency the incoming tones 'rang' their equivalent in either the main or diversity bank or both. And whichever bank (by a system of strobing) gave the highest output produced a pulse, which when applied to a unique diode matrix for each character re-converted the tone back into conventional ITA2. To this was added 1½ bits for stop mark and one bit for start space to run a standard 75baud teleprinter.

WT0703		Second Tone					
Tone No.		N=3	4	5	6	7	8
Freq. (3)		460	480	500	520	540	560
Test PTS (4)		Fy	Fx	Ey	Ex	Dy	Dx
First Tone	N=3	11110 T 5	11010 H £	11111 Blank	10111 Line Fd	10010 P 0	10110 L)
	4	11100 0 9	11000 M .	11011 Space	10011 I 8	10000 V ;	10110 G &
	5	11101 Carret	11001 N ,	* (Blank)	S/by Line Fd	10001 C :	10101 R 4
	6	01101 D \$	01001 F %	* (E)	* (A)	00001 K (00101 J Bell
	7	01100 B ?	01000 X /	01011 S '	00011 U 7	00000 Letters	00100 Figures
	8	01110 Z "	01010 Y 6	01111 E 3	00111 A -	00010 Q 1	00110 W 2

* The non-valid characters (5/5, 5/6 and 6/6) are never transmitted. But if received in error the character in brackets is output to the printer.

When a 'Stand-by' (S/by) is received, a 'Line feed' (Line Fd) character is generated internally, but a holding mark is output.

A Piccolo Mk F six-tone chart.

Signalling speed as previously mentioned was 100 milliseconds (ms) per character (75baud per second divided by 7½ bits per character equals a character period of 100ms). What is the advantage of this over good old RTTY I hear you say?

Radio TeleTYpe whether it be frequency shift keying (f.s.k.) or automatic frequency shift keying (a.f.s.k.) requires a change of condition for every change in transmitted bit within the character period. And in long range h.f. (as is well known), any interference or fading can create havoc with this type of signal. Hence the take-over by SITOR with its Forward Error Correction (FEC) and Automatic ReQuest (ARQ) repeats during adverse conditions.

In Piccolo operations, the whole of the character information is contained in one single tone. Because of this during adverse conditions when only a small portion of the tone or character period is received (for example 10m/s instead of the full 100m/s) it still had the ability to 'ring' the appropriate receive oscillator and with its internal reconstitution back to standard ITA2 gave 100% copy. (I have personally watched a print out when I have hardly been able to hear the incoming signal on the receiver loudspeaker!).

The final (and some will say 'Rolls Royce') Mk F version of the Piccolo came out in the early 1980s once again designed in-house, this time completely solid state, but manufactured by Racal Electronics to try and stimulate (unsuccessfully) external interest. Instead of one tone

per character during the 100m/s period, there were two thus requiring only six instead of the original 33. Frequencies were 460, 480, 500, 520, 540, 560Hz to cover ITA2.

The non traffic or stand-by condition was 50m/s at 500Hz followed by 50m/s at 520Hz. Why six tones? Six to the power of two equals 36 giving more permutations than necessary for ITA2.

A 12 tone version was also planned to cover ASCII. Baud rates were from 50 to 300 for h.f. working. The diagram Fig. 1 shows a Mk F six-tone chart.

As with Morse, high speed satellite communications spelled the end of h.f. Piccolo, including the skilled operators needed to run this exclusive mode. Its advantages over FSK and AFSK are obvious and it amazes me that it never really caught on in the amateur world.

Earlier Piccolo models with their slow electro-mechanical synchronisation were admittedly impractical for simplex working but the final solid state version most definitely was at home in either duplex or simplex working. I believe that Bletchley Park Museum have two or three Mk F modems, perhaps they may consider resurrecting them to full 'on the air' working to keep this unique mode alive.

At the time of writing I am presently running a Clover system and until it arrived on the h.f. scene I don't think there was anything that could outclass the Piccolo. But there again perhaps I am slightly biased!

PW

■ **WEB SITE:** <http://www.martin-lynch.co.uk>
 ■ **E-MAIL:** sales@martin-lynch.co.uk

THE ONLY NUMBER TO REMEMBER IN AMATEUR RADIO!



Since Martin Lynch first started what has now become the biggest retailer of Yaesu, Icom, Kenwood & Standard Amateur Radio products in the UK, few things have changed.

His priority is still Customer Service first, competitive prices a very close second.


If you want to experience "the complete picture" please call our new "07000" number today.

■ CALL TODAY FOR THE LARGEST SELECTION OF NEW & USED EQUIPMENT IN EUROPE.

■ TEL: 07000 73 73 73

■ FAX: 0181 - 566 1207

■ CUSTOMER CARE: 0181 - 566 0 566



OPENING TIMES

MON - SAT : 9.30 - 6.00

■ Martin Lynch can also offer finance terms up to 60 months. Deposits from a minimum of £25. We welcome your part exchange against any new (or used!) product, provided its clean and in good working order. Call the Sales Desk today. APR: 19.9%. Payment protection is also available up to 36 months.

■ All units are brand new and boxed and offered with full manufacturers RTB warranty. All prices quoted for cash/cheque or Switch/Delta card. No additional charges for credit cards.

■ Martin Lynch is a licensed credit broker. Full written details are available on request. Finance is subject to status. E&OE. £10 p&p on all major items.

* **Budget Plan requirements:** Full time employment (or disabled/retired), over 18 and below 71, Current bank account (or building society). For instant finance please ensure you have UK driving licence and cheque guarantee/credit card or Electricity/Gas/BT bill with your current name and address. Finance subject to status. APR 19.9%.

MARTIN LYNCH
& Son
THE AMATEUR RADIO EXCHANGE CENTRE

140-142 NORTHFIELD
AVENUE, EALING,
LONDON W13 9SB



**THE MARTIN
LYNCH & SON**

**AMATEUR
RADIO
'BUDGET PLAN'**

Why 'Budget Plan'? Most of us put aside £25-£50 per month for our hobby, (before the wife gets her hands on it that is).

■ Well, myself and the lads have listed a range of gear that you can run away with for quite simply £25 or £50, then the same each month. There's no catch, this is NOT like those dreadful 'Charge Cards' that had bad press coverage a couple of years ago. No inflated finance charges, no dirty great 'final payment'

(YIKES!! don't like that one!!). For only £28 down payment you can walk away with a brand new IC-706mkII. In 4-6 weeks you'll start paying the same amount you put down as a deposit, (often even less!), each and every month until you've paid up.

■ Even better, if something else comes along whilst you're paying the £28 a month, you can still have it by simply adding to the monthly payment. Cool or what? (For old geezers like me, that means 'a good idea').

Now tell me you can't afford it!

DON'T FORGET!!

You can pay off the loan much quicker if you like and even send a lump sum one month if you wish. Trade-in your old gear or add to the minimum deposit, reducing the amount of monthly repayments. You tell us what you can afford per month and we'll tell you the deposit you require.

Just call for an instant quotation!*

NEW PRODUCTS

ICOM IC-746

The latest HF Transceiver from Icom, with a difference. Not only do you get

100 Watts on HF plus Six Metres but you also get a staggering 100 Watts on Two metres. All from a box not much bigger than the IC-706! Don't those Icom Designers ever go to bed?



- HF to 2M (incl 6M), 100W, 50W on 2M
- All modes on all bands PBT, APF
- Built in Keyer
- Auto ATU fitted
- Gen Cov receiver
- Built in spectrum scope (similar to IC-756)
- 100 Memories
- Excellent noise blanker
- Automatic DSP for noise, notch and passband.

RRP: £1695 approx. Deposits now being taken.
See it at Leicester!

ICOM IC-T8E

Who's first to have a TRIPLE BAND 2/6/70 Handie then? Icom of course! Enter the IC-T8E. Read the specification and get your deposit in quick!



- Triple Band 2/6/70
- Wide Band RX
- WBFM for FM Broadcast RX up to 5W output!
- First to use NiMH battery
- Splash resistant
- CTCSS as standard
- Switchable TX Narrow FM (12.5kHz) for 2M band
- 123 memories
- Very compact - smaller than most single banders!

RRP: £349 approx. Deposits now being taken.
See it at Leicester!

YAESU VX1-R

Latest edition from the Yaesu stable. Ultra-compact, Dual Band transceiver with wide band coverage receiver.



PRICE: £269
AVAILABLE AT LEICESTER!

- 500mW output on 2/70
- Lithium Ion Battery
- 5-1300MHz receive
- 6 Character Alpha-Numeric display
- Built-in CTCSS function
- Dual watch feature
- AM Airband RX
- Size: H61xW47xD25mm
- Weight: 125g with antenna & battery

ML&S will price match any advertised price by another authorised dealer providing the item is in stock at the time of ordering

price match!!!

£ PRICE MATCH £

**THE MARTIN
LYNCH & SON**
AMATEUR
RADIO
'BUDGET PLAN'

SUPERDEAL 1

Yaesu FT-920

Buy a new Yaesu FT-920 with only £38.60 deposit and £50 per month!



The ultimate deal at Leicester. Buy a brand new FT-920 with only £38.60 down and £50 per month!

RRP: £1699

ML Discounted price of £1499, deposit £50 and thirty-nine payments of £50.

If you want to pay the loan off quicker, you can. This example is the maximum term for payment.

SUPERDEAL 2

IC-706MKII

Walk away with an IC-706MKII with a FREE SSB Filter for only £24.99!



That's right, £24.99 deposit and only £28 per month!

RRP: £1250

ML Discounted price of £1049, deposit £24.99 and fifty four payments of £28.

FL223 SSB Filter thrown in, worth £55, FREE!

SUPERDEAL 3

C5900D

Have one for only £25!



The only triple Band 2/6/70 mobile available! Buy one for only £25 deposit & forty-two payments of £25 and receive CTCSS & DTMF boards worth £100 FREE!

RRP: £799.95

SUPERDEAL 4

FT-1000MP/AC

We pay £199 towards your deposit!



Still the world's favourite HF transceiver. Have one in your shack today for only £46.08! And Martin Lynch will pay the £199 extra required for the deposit.

RRP: £2499, ML Price: £2199

less £199 paid FREE towards your deposit, leaving £46.08 deposit from you and sixty payments of £50. DC version also available.

SUPERDEAL 5

TS-570D

Only £26.64 and take it away!



It was good at £1499, its even better at only £1199! Still using that tired old TS-440S? Sell, whilst it still has a good trade in value. Walk away with Kenwood's latest DSP HF Transceiver for only £26.64 deposit and sixty payments of £30. Remember! You can pay off earlier if you wish or part ex your trade in and reduce the amount of months to pay

SUPERDEAL 6

TS-870S

The only 'real' DSP H.F. Transceiver.



How about one for under £50 a month? Sounds good to me.

RRP: £2399 ML Price: £1899

£48.73 down payment and only fifty-five payments of £48.73.

SUPERDEAL 7

IC-756

HF, Six metres, 100 Watts on all bands and only £1899? (RRP: £2199).



Yep, add to the fact that ALL three top reviewers rate it and you can see why its so popular. Even more so at £48.73 deposit and fifty-five payments of £50. Now all you have to do is decide between them all....!

SUPERDEAL 8

IC-207

NO DEPOSIT!!



So you want a new Twin Band mobile Transceiver, but don't want to pay a deposit? Its a toughie, but you've got it. Take away a brand new 50W on Two, 35W on Seventy IC-207 and pay no deposit. We pay it for you!

RRP: £439

No deposit and 18 payments of only £25.

SUPERDEAL 9

C510+CPB510D
NO DEPOSIT!!



The only twin band Handie with an optional plug in power booster giving you 35W on Seventy & 50W on Two! An ideal portable/mobile package. Better still, we pay the deposit for you!

RRP: £529.90

No Deposit and 24 payments of only £25.

SUPERDEAL 10

FT-736R

ADD A SIX METRE MODULE only £20!!



Still the reigning champion of the VHF/UHF/SHF spectrum. This month we're giving you the opportunity of buying a brand new transceiver at £1429 and adding a SIX Metre module for only £20!! I know its stupid, but buy it now before I change my mind.

RRP: £1998, ML Price: £1429 + £20 for FEX-736/6B = £1449. Deposit £38.24 and fifty payments of £40. Only whilst stocks last

SUPERDEAL 11

IC-821H

NEW!!



If you are serious about your Two & Seventy operating then take a close look at the IC-821H. It's very good.

RRP: £1599, ML Price: £1399 £31.25 deposit and sixty payments of £35.

TWO GREAT SHOWS DURING OCTOBER AND NOVEMBER.

First and foremost my sincere condolences to Frank Elliot's family upon learning of his death at the beginning of September.

Frank G4PDZ was instrumental in running the Leicester Amateur Radio Show for many years and will be sadly missed.

The great Leicester Show in Granby is in its last year. So successful has the show become that its moving to a new venue for 1998. If you've never been to Granby then make a date. All the main traders and 'specialist stands' will be there for two days. Hundreds of thousands of pounds worth of bargains are grabbed over Friday and Saturday, October 17th & 18th.

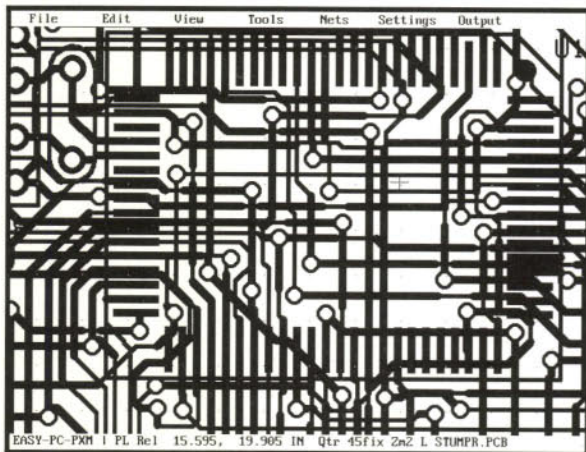
Don't miss it!

The RadioSport Team appear to have scooped another important time of year in the busy rally calendar. November hosts the second 'Christmas Rally' (albeit a bit early!) and if last year is anything to go by, you cannot afford to miss it! Obviously, RadioSport, like the L.A.R.S. organisers take their events very seriously. Come along and see for yourself some of the largest trading halls in the country jammed packed with Amateur Radio, Computers and Electronics.

See the Lynch team at Leicester and Picketts Lock during October and November.

We guarantee to give you what you want. What you really really want!

THE Autorouter for EASY-PC Pro' XM!



EE Product News "Products of the year"
Award Winner (USA Magazine)

"The Best Autorouter that I have seen costing
less than £10,000!" R.H. - (Willingham, UK)

- Uses the latest 32 Bit, Shape Based, Multi-pass, Shove-aside and Rip-up and Re-try Technology
- AutoRoute very large and complex boards with unmatched speed
- User Controllable, User Configurable
- 100% Completion where other autorouters fail
- 100% Autorouted 140 Components on a 210mm x 150mm board in less than 10 minutes! (75MHz Pentium)
- Could Easily Pay For Itself On The First Project

MultiRouter - only £295/\$475!

Integrated Electronics CAD



Prices from UK£145 / US\$275

Affordable Electronics CAD

EASY-PC Professional: Schematic Capture and PCB CAD. Links directly to ANALYSER III, LAYAN and PULSAR.	From \$275	£145
MultiRouter: 32bit Multi-pass Autorouter for EASY-PC Professional XM	From \$475	£295
LAYAN: Electro-Magnetic Layout Simulator. Include board parasitics in your Analogue simulations. Links with and requires EASY-PC Professional XM and ANALYSER III Professional	\$950	£495
PULSAR: Digital Circuit Simulator	From \$195	£98
ANALYSER III: Analogue Linear Circuit Simulator	From \$195	£98
FILTECH: Active and Passive Filter Design program	From \$275	£145
STOCKIT: New comprehensive Stock control program for the small or medium sized business	From \$275	£145
EASY-PC: Award Winning PCB and Schematic CAD.	\$145	£75
Z-MATCH: Award Winning Smith-Chart based program for RF Engineers.	From \$275	£145

We operate a no penalty upgrade policy. US\$ prices include Post and Packing. Sterling Prices exclude P&P and VAT.

For Full Information and Demo' Disk, please write, phone, email or fax:-

Number One Systems

UK/EEC: Ref: PW, Harding Way, St.Ives, Cambridgeshire, ENGLAND, PE17 4WR.
Telephone UK: 01480 461778 (7 lines) Fax: 01480 494042
USA: Ref: PW, 126 Smith Creek Drive, Los Gatos, CA 95030
Telephone/Fax: (408) 395-0249

Email: sales@numberone.com
International +44 1480 461778

<http://www.numberone.com>



ada4prmu

If you wish to have your Rally featured in Radio Diary, all you have to do is to put together as much information about the Rally as possible, ie. date, location, time, who to contact, etc., and send it to Zoë Crabb at the PW Editorial Office.

RADIO Diary

Compiled by Zoë Crabb

1997

*Practical
Wireless &
SWM
in attendance

October 12: Computercations 97 Computer/Radio Rally is to be held at Hillhear Camping, Kingswear Road, Hillhead, Brixham, Devon. There is overnight camping, trade stands, car boot sale, Bring & Buy, refreshments, unlimited free parking, talk-in on S22 by G7FDC, Special Events Station GB2CPU. **Bill G6ZRM** on (01803) 522216. E-mail: 106445.2574@compuserve.com

***October 17/18:** The Leicester ARS is being held at Granby Halls, Leicester. Doors open at 10am each day (9.30am for disabled visitors). All major companies will be in attendance plus a large Bring & Buy stand run by the Leicester Radio Society. Morse tests will be available on demand, but two photographs plus proof of identity will be required. There are ample car parking facilities. Talk-in on S22 and SU22 callsign GB2GH. **G4AFJ** on (01455) 823344.

***October 25:** The G-QRP Club Mini Convention is being held at St Aidans Hall, Sudden, Rochdale, Lancashire. Admission is £1 and doors open at 1000. Talk-in on S22. There is a large social area, lectures on QRP subjects, Bring & Buy, surplus, junk, components, kit traders, food and drink all day. **Rev. George Dobbs G3RJV** on Tel/FAX: (01706) 631812.

November 8: AMS '97, Computer & Electronics Show, will take place at Bingley Hall, Stafford County Showground, Weston Road, Stafford. Admission is £3 for adults, children under 14 - 50p, concessions, OAPs, RSGB Members, Student Card, UB40 - £2. Contact the organisers **Sharward Promotions, Knightsdale Business Centre, 30 Knightsdale Road, Ipswich IP1 4JJ**. Tel: (01473) 741533, FAX: (01473) 741361.

November 9: The Midland Amateur Radio Society Birmingham 9th Radio & Computer Rally is being held at Stockland Green Leisure Centre, Slade Road, Erdington, Birmingham. Doors open 1000 to 1600 and admission is £1. There is a large free car park, free hamper draw, trade stands, local clubs, special interest exhibits. Trader details from **Norman G8BHE** on 0121-422 9787 or general information from **Peter Haylor** on 0121-443 1189.

November 9: The 7th Great Northern Hamfest (formerly the Barnsley Amateur Radio Rally) will take place at the Metrodome Leisure Complex in Barnsley Town Centre, less than two miles from junction 37 M1, five minutes walk for the train and bus station. Doors open at 1000. The venue is all on one level with two large halls,

with disabled facilities. The event will feature all the usual trade stands, covering amateur radio, computers (hardware and software), electronics components and kits and much, much more. This year, there will be Morse tests on demand from 1200 to 1500hrs (candidates must bring the appropriate documentation). Talk-in on S22, disabled car parking in leisure complex, all other parking in surrounding car parks, admission to Hamfest is £1.50. **Ernie G4LUE** on (01226) 716339 or mobile on (0836) 748958.

November 23: The Bishop Auckland Radio Amateurs Club (BARAC) Rally will take place at Spennymoor Leisure Centre, County Durham, a new venue. There will be the usual stalls, Bring & Buy, catering and bar facilities. The venue also boasts good parking with easy access to a large ground floor hall for disabled visitors and traders. There is lots to do for the family within the confines of the Leisure Centre for those of the family not quite so interested in radio. Doors open at 1100 (1030 for disabled visitors). Admission is £1 (under 14s free of charge with adult). Talk-in on S22. **Mike G0PRQ** on (01388) 766264.

November 31: The Portland Amateur Radio Club are holding their 3rd Annual Rally at the Burton Cliff Hotel, Burton Bradstock, Near Bridport, Dorset. Doors open at 11am. Attractions include well known amateur radio traders and dealers, crafts and hobby stalls, computer suppliers, local radio clubs, RAYNET display, raffle, Bring & Buy and an excellent choice of food with a bar open all day. Talk-in on S22 and SU22. Further information from: **The Rally Organisation, 29 Court Barton, Weston, Portland, Dorset DT5 2HJ** or telephone on (01305) 823373.

December 7: The SDX Cluster Support Group & Scottish DX Convention are holding their 3rd SDX Glasgow Rally at the Maryhill Community Halls, Maryhill Road, Glasgow. There will be a variety of special interest groups with stands and displays and Morse test sessions will be available throughout the day. Once again, the famous Jackie & Sandra cafe will be open for business throughout the day, serving hot and cold snacks, tea, coffee and soft drinks. Doors open at 10.30 for Bring & Buy registration and the cafe is also open from this time. Adults - £3, Senior Citizens - £2 and children under 14 - free of charge with an adult. **John Dundas GM0OPS** on 0141-638 7670 or Packet @ **GB7SAN/GB7SDX** or E-mail: **j.m.dundas@btinternet.com**

December 7: The 40th Northern Mobile Rally (Harrogate) is to be held at the Flower Hall, Great Yorkshire Showground, Harrogate, North Yorkshire. **Gerald Brady G0UFI**. Rally Manager on (01765) 640229.

December 14: The Leeds & District Xmas Radio & Computer Rally is to be held at the Pudsey Civic Centre (Dawsons Corner). All the usual traders will be there, there will also be a talk-in, a licensed bar and disabled facilities, etc. Further information from **John Mortimer** on (01943) 287460 (Bookings Manager), **Gordon Ryder** on 0113-255 0626 (Rally Manager) or from **Malcolm Robertson** on 0113-225 3379 (Club Secretary).

***December 14:** The Verulam Amateur Radio Club will hold its annual rally at the Watford Leisure Centre, Horseshoe Lane, Garston, Watford, Hertfordshire, from 1000 to 1600. The Leisure Centre is located off the A405 near junction 6 of the M1 and junction 21A of the M25. Attractions will include trade stands, Bring & Buy, grand raffle, cafe, licensed bar and free car parking. Morse tests will be available. For further details call (01923) 262180 or for trade information call (01923) 265572.

1998

January 18: The Oldham ARC Mobile Rally is to be held at the Queen Elizabeth Hall, Civic Centre, West Street, Oldham, Lancashire. Doors open at 1100 (1030 for disabled visitors). The event features all the usual traders plus a Bring & Buy stall. Morse tests are available on demand and there is a talk-in on S22 via GB4ORC, commencing at 0730. Mobile Contact prize up to 1400. There will be refreshments and free parking available. (01706) 846143 or 0161-652 4164.

February 1: The 13th South Essex Amateur Radio Society Radio Rally will take place at the Paddocks, Long Road, Canvey Island, Essex. This is one of the biggest and best rallies in Essex, (the Paddocks is situated at the end of the A130). Doors open at 1030. Features include amateur radio, computer and electronic component exhibitors, a Bring & Buy, RSGB Morse testing on demand (two passport photos required), home-made refreshments, free car parking with space outside main doors for any disabled visitors. Admission is £1. **David G4UVJ** on (01268) 697978.

February 15: Northern Cross Rally to be held at Thornes Park Athletics Stadium, Wakefield, South Yorkshire,

just out of town on the Horbury Road. Easy access from M1 junctions. 39 & 40. The even is well signposted and talk-in will be on 144 and 430MHz. Doors open at 1100 (1030 for disabled visitors and Bring & Buy). Details from **Peter G0BQB** on (01942) 379680 or mobile on (0976) 834938, Internet on **rally@wave.demon.co.uk**. Web page at **http://www.wave.demon.co.uk/rally/**

March 7/8: The London Amateur Radio & Computer Show will be held at Lee Valley Leisure Centre, Picketts Lock Lane, Edmonton, London, N9. Doors open 10am to 5pm each day. There will be trade stands with over 100 exhibitors, a Bring & Buy, RSGB committee and book stands, on-demand Morse tests, talk-in on 2m and 70cm, Special Interest Groups, disabled facilities, bars, catering, ample free parking and lectures. Adults £3, pensioners/under 14s, £2. (01923) 893929.

March 29: The Pontefract & District Amateur Radio Society Component Fair is to be held at Carlton High School. The venue is 300 yards from the Carlton Community Centre. Car parking will be at the school as usual. The venue will be signposted from the major roads. There will be a talk-in on 2m. For unlicensed visitors, **Nigel Ferguson G0BPK** can be contacted 0900 to 1400 on (mobile) (0411) 420409 for directions. Doors to the fair open at 1100 (disabled visitors will be admitted at 1030). Once again all traders will be on the ground floor. The bar and tea room (tea room open for early visitors) will be on the first floor. Morse tests will be conducted. Admission will be by prize programme. Contact **Nigel G0BPK** on (01977) 616935 in the evening or on (01977) 606345 during the day, or E-mail at **g0bpk@aol.com** Traders please contact **Colin G0NQE** on (01977) 677006.

May 10: The Drayton Manor Radio & Computer Rally will be held at Drayton Manor Park, Fazeley, Tamworth, Staffordshire on the A4091. Main traders are in four marquees, there will also be a large outside traders flea market, a Bring & Buy stall, local clubs and special interest stands. Doors open 1000 onwards. For Trader information call **Norman** on 0121-422 9787, for general enquires, call **Peter G6DRN** on 0121-443 1189, evenings please.

If you're travelling a long distance to a rally, it could be worth 'phoning the contact number to check all is well, before setting off. The Editorial Staff of PW cannot be held responsible for information on Rallies, as this is supplied by the organisers and is published in good faith as a service to readers. If you have any queries about a particular event, please contact the organisers direct. Editor

Linear Discoveries

Review - Discovery Linear Amplifiers For 50 & 144MHz

By David Butler G4ASR

David Butler G4ASR, PW's v.h.f. columnist puts a pair of British made high power amplifiers to test.

I was really pleased when *PW* asked me to review a pair of high power amplifiers for the 50 and 144MHz bands. As some of you may know, from reading my 'VHF Report' column, I am very active on many v.h.f. bands, having the facility to run high power into some large antennas on both 50 and 144MHz. I am therefore in a fortunate position to make practical comparisons and reasoned judgements in the operation and design of large v.h.f. amplifiers.

The linear amplifiers I'm reviewing here are manufactured by **Linear Amp UK**, previously known as Heatherlite Communications. Linear Amp UK are probably more well known for their h.f. amplifiers, the Hunter (600W c.w. output), the Explorer 1200 (1000W c.w. output) and the Challenger (1500W c.w. output).

Recently **Peter Rodmell G3ZRS** of Linear Amp has extended his range to include the 50 and 144MHz bands with the Discovery series of amplifiers. The two power amplifiers are both electrically and mechanically identical and are capable of generating the full UK legal limit with a generous reserve. (Incidentally, also under development is a 430MHz amplifier running 600W output which is expected to be available at the end of the year).

Amplifiers Necessary

But before I get down to the review itself I should explain why high power amplifiers are sometimes necessary on the v.h.f. bands, their advantages and the circumstances in which they should be used.

Propagation on the v.h.f. bands is quite unlike that experienced in many other areas of the r.f. spectrum. Apart from the normal day-to-day contacts made via tropospheric refraction and ducting there also exists numerous ionospheric and scatter modes.

Many of these modes, such as field aligned irregularities (f.a.i.), auroral backscatter, meteor scatter (m.s.), troposcatter, ionoscatter and moonbounce are conducted over non-optimum paths and as a consequence the received signals are normally extremely weak. To make contacts via these modes requires the use of very high power. It is simply a necessity, not a luxury. Contest stations wishing to do exceedingly well will also wish to run the full legal limit into very large antenna groups.

Finally there are DXers who claim that life is far too short to run QRP! In



principal there's nothing wrong with that. I think in a pile-up situation there may actually be less QRM caused by a high power station who is able to work the wanted station immediately.

But why buy an amplifier capable of generating 1000W output when the UK limit is only 400W? Actually the answer to that is really quite simple.

The power limit in the UK is specified to be right at the driven element of the antenna not at the output connector of the amplifier. It's not unusual for feeder runs to be fairly long and losses especially at v.h.f. can be quite high.

Typically a 40m length of RG213/U (1/2in cable) at 144MHz equates to 2.8dB of loss. Add in the odd connector or two and losses will easily amount to 3dB or higher. Even with a conservative 3dB feeder loss it means that the amplifier must be capable of providing 800W output in the shack to give 400W at the antenna.

High power amplifiers capable of outputs well in excess of the UK limit also have a number of other advantages. First and foremost they idle along at reduced output and the life of the valve is considerably increased.

The amplifier will probably run much cooler putting far less stress on power supply and control board components. Distortion products may be reduced (but not necessarily always) at lower levels of output thus producing a cleaner signal.

I have for many years maintained that a clean 400W of 'valve' power will always be better than, for example, an over-driven 30W transistorised amplifier.

And there's lots of those around! Operators who use very high speed c.w. (for meteor scatter operation with 2.5 minute transmit periods) or RTTY enthusiasts often find they need to de-rate the output power to prevent overheating the p.a. during the high duty-cycle transmit period.

Peter G3ZRS informs me that 60% of his amplifiers are exported abroad. Some countries allow considerably higher output powers than authorised in the UK.

In Denmark for example, 1000W output can be used on the 50 and 144MHz bands while in the USA some licence classes are allowed up to 1500W output. And of course even in the UK it's permissible to apply (via the RSGB Licensing Advisory Committee) for a special research permit (s.r.p.) allowing powers of up to 1000W output.

And now a word of caution. If you live in the middle of a urban conurbation I would think very carefully about running very high power on the v.h.f. bands unless you are prepared to endure the wrath of all the neighbours whose televisions and radios get overloaded.

Having the 'legal' right to run QRO doesn't absolve you from having a social responsibility to your neighbours. Indeed the Radiocommunication Agency have the authority to reduce your output power to acceptable levels if interference is created by continual high power operation. However, it is possible for high power operation to co-exist with your immediate neighbours provided you site your antenna in a favourable location and you are, at times, prepared to accept some form of restricted operation.

Triode Valve

The Discovery linear amplifier is capable of providing up to 1000W output and has a nominal gain of about 16dB. Thus 10W drive will give around 400W output and correspondingly 20W drive will give around 800W output power.

The amplifiers use a ceramic 3CX800A7 triode and although relatively expensive (about £300) it is an ideal choice. It has an anode dissipation of 800W requiring low drive and operates well into the v.h.f. region.

A valve amplifier is also a good choice when considering linearity and low distortion. Although it's possible to build a solid-state high power amplifier it's difficult to beat a well chosen valve because of its overall cost effectiveness and ease of equipment design.

The 3CX800A7 is used in grounded grid, cathode-driven configuration with tuned input and output circuits. This type of design is inherently very stable and easy to set up.

The amplifiers are fan cooled enabling them to operate at full output power for some considerable time. Self-contained power supplies (or power conditioning as it is now known) provide e.h.t. (2300V), heater voltage (13.8V a.c.) and a control supply (12V d.c.). An internal board controls the status of amplifier and provides a number of protection circuits to protect the valve and the p.s.u. components.

The Discovery is built using heavy gauge steel for the chassis, cabinet and internal compartments. All are welded for additional strength making the entire assembly exceptionally strong, ideal for use at home or on a portable field-day site.

The wrap-round top and base panels of the cabinet are neatly held by six dome-headed bolts, making removal very easy. The case measures 330mm wide, 220mm high and 410mm deep and weighs in at a whopping 25kg.

The front panel is pleasingly laid out with two flush mounted meters and two large switches controlling the mains power **On/Off** and amplifier **Standby/Transmit** modes. A row of four coloured l.e.d. status lights depict the operational function of the amplifier.

The **Tune** and **Load** controls coupled to epicyclic slow motion gearing provide very easy tuning. At the rear of the amplifier are located two N-type sockets, one connecting to the transmitter and the other to the antenna.

There's also a phono socket for press to talk (p.t.t.) control and a 10A IEC socket for the 240V a.c. mains cable. Supplied with the amplifier is a mains lead, phono plug, spare fuses and an operating manual.

When you buy a high power linear amplifier it's usually considered as a life-time investment and you rightly expect it to last for decades. That's why I think it is

very important to confirm in this review that correct components are used in critical areas associated with the extra high tension (e.h.t.) supply, p.a. protection circuits and valve cooling. So, now it's time to take the lid off the amplifier and have a look at those important areas.

Custom Made

At the rear of the chassis is bolted a large toroidal transformer, this is custom made by ILP, a well known and reputable manufacturer. It provides both the low voltage for the heater supply and high voltage for the anode supply.

A separate printed circuit board is located alongside the transformer to produce the e.h.t. supply. It uses a full wave voltage-doubler circuit to provide a nominal voltage of 2300V at around 800mA current rating.

The diode string uses 1N4007 diodes in each half of the doubler circuit. The current rating of these is only 1A and they have a poor surge performance. A better option here might be the readily available 1N5408 diode which is rated at 3A and is altogether a much superior device.


It's very important to choose the correct type of smoothing capacitor and I was pleased to note that high ripple-current electrolytic capacitors manufactured by CDE (USA) are being used. What I wasn't pleased to see in both amplifiers was a 3.15A (250V a.c. max.) glass bodied anti-surge fuse fitted in the negative line of the 2300V e.h.t. supply.

There is little advantage in fitting a fuse in the e.h.t. output supply and even then you would need to use a specialised high-voltage high rupture capacity (h.r.c.) type with a ceramic body filled with sand or similar quenching material. You should never fit a glass bodied fuse in an e.h.t. supply and whether it's in the positive or negative side makes no difference.

Assuming the 3.15A anti-surge fuse would blow (which it won't!) the result will probably be a whitish-blue arc inside the fuse, but it wouldn't be a proper open circuit that the p.s.u. components require. A second or so later the fuse may explode having by that time taken out all the rectifier diodes. In my opinion (and as the primary side of the e.h.t. transformer is correctly fused) it would be far better to dispense with the e.h.t. fuse totally.

While on the subject of the e.h.t. supply it's worth considering the warning label fixed to the p.a. anode compartment lid. Quite rightly it states... "**Danger - isolate mains supply before removing cover**". However, it surely defeats the object by having an exposed +2300V terminal literally 30mm away!

In my opinion I would expect to see some form of shrouding above the e.h.t. board. It would be a simple matter to extend the four p.c.b. fixing bolts and affix a small sheet of Perspex across the top of the supply.



Amplifier Protection

Protection of various power supply and amplifier circuitry is provided by a dedicated control board. The amplifier wisely uses a soft-start system to protect the toroidal transformer from mechanical and electrical stress.

When the amplifier is initially switched on the protection circuit briefly connects a low value resistor into the primary circuit of the power transformer. Because the 'in-rush' current has been limited to a low value a 10A quick blow fuse has been correctly fitted into the primary circuit. This provides protection to the transformer and other p.s.u. components.

Additionally a large high wattage resistor has been fitted in the negative side of the e.h.t. supply to limit the worst-case short-circuit current until the mains input fuse blows. (This is another reason why the e.h.t. fuse is unnecessary.)

The control grid of the 3CX800A7 is a delicate structure, carefully aligned and closely spaced to the cathode electrode. To avoid destruction of the valve the specified maximum grid dissipation (60mA) must not be exceeded even for a millisecond.

The control board monitors the grid current and if it approaches approximately 50mA a yellow l.e.d. on the front panel begins to flicker and an audible 'clicking' sound is heard. At that point it's not possible to key the amplifier and it will be necessary to reduce the p.a. loading until normal grid current is achieved.

If excessive grid current is reached the amplifier will lock out and the yellow l.e.d. will remain on. However, the amplifier can easily be reset by use of the **Standby/Transmit** control switch.

The indirectly heated 3CX800A7 triode requires a warm-up period to avoid damaging the delicate cathode. A delay circuit is incorporated which keeps the amplifier in stand-by mode for nominally three minutes. (I measured a delay of 2½ minutes on the 144MHz amplifier, an eternity if a Sporadic-E opening suddenly occurred!).

Although not really protection in the strict sense of the word, metering has been provided to monitor both the anode

The two amplifiers (they are virtually the same externally) incorporate rugged toroidal transformers and substantial cabinets.

electronic constructors catalogue

Cirkit £2.20

computers components kits

WIN!
A TOP OF THE RANGE PC
IN OUR EASY-TO-ENTER COMPETITION

£25 WORTH DISCOUNT VOUCHERS

Includes 32 page colour COMPUTER CATALOGUE

New in this issue:
Motherboards
Flatbed Scanners
Low-cost Monitors
DIMM Memory
Laser Printers
and Much More.

Winter 97/98 Catalogue

Includes 32 page full colour Computer Equipment Catalogue

The Winter 97/98 Edition brings you:

- Our most comprehensive selection of Computer equipment ever, including all the latest CPU's, the fastest CD-ROM's, new ranges of Scanners, Printers, Motherboards, Graphic & Sound cards etc. etc., extending our range of PC components and accessories at unbeatable prices.
- £25 worth discount vouchers.
- 208 Page main Catalogue, plus 32 Page full Colour Computer Catalogue, incorporating 26 Sections with over 4000 Products from some of the Worlds Finest Manufacturers.
- Available at WH Smith, John Menzies and most large newsagents, or directly from Cirkit.
- **Get your copy today!**

£2.20
+ 30p p&p

Cirkit



Cirkit Distribution Ltd

Park Lane · Broxbourne · Hertfordshire · EN10 7NQ
Tel: 01992 448899 · Fax: 01992 471314
Email: mailorder@cirkit.co.uk
Website: <http://www.cirkit.co.uk/cirkit>

AKD

UNIT 5, PARSONS GREEN ESTATE
BOULTON ROAD, STEVENAGE, HERTS SG1 4QG.

**NEW ADDITION TO THE TARGET
HF3 RANGE OF RECEIVERS
MODEL HF3E**



With parallel computer interface and receiver control software serial interface for RTTY, Fax, etc.

- ★ Frequency range 30kHz-30MHz
- ★ USB, LSB, AM
- ★ 1kHz steps with clarify
- ★ Filter bandwidth SSB = 2.6kHz wide
AM = 6kHz wide
- ★ Quasi synchronous demodulator
- ★ SO239 antenna connection
- ★ Backlight
- ★ 10 user programmable memories
- ★ Tilt foot for ease of desktop view of display
- ★ UK PSU and wire aerial
- ★ Power required: 12 volts

PRICE £299 + £6 P&P

TARGET HF3 AND HF3M RECEIVERS

HF3 – £159.95 + £6 P&P

- ★ Fully synthesised employing a phase lock loop VCO to ensure stable and accurate signal reception
- ★ Frequency range 30kHz-30MHz
- ★ CE approved
- ★ 1kHz steps with clarify
- ★ Audio output 2 watts
- ★ Headphone socket
- ★ UK PSU and wire aerial

HF3M – £209.95 + £6 P&P

Also includes:

- ★ Built-in weatherfax interface
- ★ Wefax disc and software
- ★ Interconnection cable to PC (9 PIN serial)

AKD internet details:- Web site: <http://www.kbnet.co.uk/akd>
E-mail: akd@kbnet.co.uk

**TEL: 01438 351710
FAX: 01438 357591**

current and grid current to ensure that the amplifier is functioning correctly. Apart from the e.h.t. fuse I was pleased with the overall level of protection provided for the amplifier.

Forced-Air Cooled

Now I'll take a look at the important aspect of how to keep the amplifier cool. The 3CX800A7 valve is forced-air cooled by a fan which draws air up through the base of the amplifier and exhausts it from the anode compartment.

Foam rubber had been secured internally around the outlet to ensure that no hot air is re-circulated back into the fan input. The fan, a type 33BTFL, is obtained from Airflow Development Ltd., an established and competent UK fan manufacturer.

A 3CX800A7 valve at 800W output requires a minimum air flow of 19 cubic feet per minute (c.f.m.) at $\frac{1}{2}$ in back pressure to adequately cool the valve. The 33BTFL fan has a static fan pressure of 64 c.f.m. (dropping to approximately 24 c.f.m. at $\frac{1}{2}$ in back pressure) and thus comfortably meets this requirement.

The noise is relatively unobtrusive but it must be remembered that if you can't hear any fan noise then it's not doing what it's intended to do! A point to note is that unlike other amplifiers in the Linear Amp UK range, the fan does not have any airflow sensing.

Screened Compartments

The amplifier r.f. circuitry is based around two separate screened compartments. This arrangement is very good and ensures excellent isolation between input and output circuits.

The grid/cathode compartment consists of an air-tight box into which the forced-air supply is blown. Both the 50 and 144MHz amplifiers use a Pi-L input circuit tuned with a variable capacitor. This is pre-set in the factory and presents a 50 Ω match across the band.

I was a little concerned to see a normal d.c. switching relay being used to provide input switching. Indeed in the 144MHz amplifier the relay was covered in sticky-backed aluminium foil to provide some form of screening. However, I measured the worse-case input voltage standing wave ratio (v.s.w.r.) at only 1.3:1 so it must be doing its job.

I also checked the through-path insertion loss and this measured a meagre 0.18dB across the 144MHz band. This is a good figure when you consider it's measured from the input N-connector through the (d.c. type) switching relay, then through the output relay contacts and finally to the output N-connector.

However, I still think it's bad practice to use a d.c. relay at v.h.f. My personal choice would be to use a low cost 900MHz flat-pack relay specifically designed for v.h.f. switching.

Turning now to the anode

compartment. A Pi-L network is used on the 50MHz band and a quarter-wave strip line with coupling loop is used on the 144MHz band.

The tuning capacitor is quite substantial with wide spacing. A loading capacitor is used for both amplifiers although in the 144MHz version this is pre-set in the factory and does not extend to the front panel.

The generated r.f. output exits the p.a. compartment via an S0239 socket for the 50MHz version and via an N-type socket for the 144MHz version. A short length of RG213/U feeder then takes the r.f. to the CX600(N) coaxial output relay. This is a very good device, rated to 1.5GHz, fitted with N-type connectors and able to withstand a through-power of 1000W at 30MHz. Before replacing the lid I confirmed that all r.f. connectors were done up very tightly.

By now it was almost time for me to switch on the amplifier but first I decided to thoroughly read the 10-page operating manual. It adequately covers what the connections are, how to set up and tune the amplifier and the correct operation.

Wisely the manual cautions about the dangerously high voltages contained within and emphasises this on a number of occasions throughout the manual. Although the manual does not presently contain circuit diagrams, Linear Amp UK have agreed to provide them later this year.

Connecting up the amplifier is extremely easy. Two leads with N-type plugs are required.

One lead connects to the driving transceiver and the other to the antenna via a suitable power meter. This latter item is essential as it's virtually impossible to correctly tune and load the amplifier without it.

It may also be useful to provide a power meter on the input side if you are unsure of your drive power. Apart from plugging in the mains lead the only other connection required is the p.t.t. line from the driving transceiver. The Discovery, in common with virtually all amplifiers, simply requires an 'earth on transmit' connection to key the amplifier.

Initial Measurements

I always think it's preferable to use a dummy load instead of an antenna when learning how to drive a new amplifier and making initial measurements. I therefore connected the amplifier to a large oil cooled v.h.f. dummy load suitably rated to handle up to 1000W of r.f. power.

Having switched on and waited the obligatory three minutes for the cathode to warm up I was now ready to check the operation of the 50MHz amplifier. With no r.f. drive applied I keyed the amplifier to check the standing anode current. This was set up correctly at 80mA.

Applying a few watts of r.f. drive I adjusted the Tune and Load controls for maximum output on the power meter. The controls were very smooth in operation and

there was no signs of instability from the amplifier.

Increasing the drive level to 10W I measured nearly 400W output thus confirming the nominal amplifier gain of 16dB. With approximately 25W of drive I measured a peak output of 900W.

Even at this power output the grid current remained quite low measuring about 28mA. The amplifier appeared very docile and there were no signs of distress.

Next it was time to check out the 144MHz amplifier. Only the Tune control requires adjustment on this model as the Load has been pre-set in the factory. (It's set to give maximum output at the 1000W level). Results were much the same as the 50MHz version although I did need a slightly higher drive level to achieve similar results.

For example 10W of r.f. input gave 300W output indicating a nominal stage gain of 15dB. I required 13W to give 400W output and 30W to deliver 1000W peak into the dummy load. Again I had no concerns about the amplifier. Tuning was extremely simple and at no time did the amplifier give me any cause for concern.

Then it was time to disconnect the dummy load and connect each amplifier up to an appropriate antenna. At this point I should mention some words of advice.

Check that your antenna v.s.w.r. is low and ensure that the coaxial feeder and antenna connections can handle the stress of very high power. Running hundreds of watts is a completely different ball-game from using a low power transceiver!

Operating with the Discovery amplifier I made a number of s.s.b. and c.w. contacts on both bands, including some via moonbounce and meteor scatter. I also made some contacts in the September 144MHz contest and at no time did I receive an adverse report of poor signal quality. When asked, stations reported an increase of between 2 to 3 S-points when the amplifier was switched into circuit.

Overall Performance

I was pleased with the overall look and performance of the Discovery amplifiers. Both models produced up to 1000W of output power effortlessly.

Tuning was very easy and they were very stable in operation. The level of protection is good and sufficient air cooling is provided to ensure long valve life.

With a little bit more attention given to the e.h.t. power supply I would have the confidence that these amplifiers really will last a lifetime. The price of the Discovery for either the 50 or 144MHz band is **£1395 inc. VAT plus £15 carriage**. This compares very favourably indeed with similar amplifiers of this type and of course it's made in Great Britain.

My thanks go to Peter Rodmell G3ZRS of Linear Amp UK, Field Head, Leconfield Road, Leconfield, Beverley, East Yorks HU17 7LU, Tel: (01964) 550921 for the loan of both models.

PW

After seeing a copy of David G4ASR's review Peter Rodmell G3ZRS sent us the following comments:

I should like to thank David Butler for reviewing the 2m and 6m Discovery amplifiers in very good detail. As a company we are always aware of criticism and suggestions for improvements, hence we have taken up the point of fitting e.h.t. fusing. Though it has not caused us any problems in the past, we are now fitting a 3A high rupture capacity fuse to the e.h.t. board.

Regarding the IN4007 diodes we have always found these to be quite adequate. As there are 10 in series, each with a working voltage of 1.2kV, there is a very adequate margin for voltage. Also the amplifier only draws an average current of 500mA (800mA max) on s.s.b. or c.w. the 1A rating of the diode is quite sufficient. However, should any customer really specify their need for a higher rated diode then we should be only too happy to comply with their wishes.

Peter Rodmell
G3ZRS

Europe's Largest Amateur Radio Showroom

Cavendish House, Happisburgh,
Norfolk
NR12 0RU

EASTCOMM

Fax: 01692 650925

01692 650077

Mon-Fri: 9 - 5.30, Sat: 9 - 4.00

SEE YOU AT THE
LEICESTER SHOW

STAND E14

Sigma Wire Antennas

All antennas marked * have a 3kW Current Balun option for only £18 extra.

Heavy Duty Deluxe G5RV's SO239 TERMINATION

Louis Varney designed the G5RV as a 1.5:1 impedance, which can be matched to a 50Ω line using a line transformer, and a multimode radiation pattern.

G5RV	Full Size	80/40/20/15/10m	102' long	£39.95	4.95 p&p
G5RV	Half Size	40/20/15/10m	51' long	£24.95	4.95

Shortened Dipole Antennas* SO239 TERMINATION

SLS-40K	40m	38' long	£26.95	5.95 p&p
SLS-80K	80m	69' long	£77.95	5.95
SLS-160K	160m	100' long	£83.95	5.95

Receiving Dipole SO239 TERMINATION

SRD	46' long	£49.95	4.95 p&p
-----	----------	--------	----------

Trapped Dipole Antennas* SO239 TERMINATION

SD-32	20/15/10m	2 Trap	27' long	£23.95	p&p 5.95
SD-34	20/15/10m	4 Trap	24' long	£142.95	7.95
SD-42	40/20/15/10m	2 Trap	55' long	£89.95	5.95
SD-44	40/20/15/10m	4 Trap	47' long	£147.95	7.95
SD-52	80/40/20/15/10m	2 Trap	105' long	£103.95	7.95
SD-54	80/40/20/15/10m	4 Trap	97' long	£161.95	7.95
SD-56	80/40/20/15/10m	6 Trap	86' long	£219.95	9.00
SD-68	160/80/40/20/15/10m	8 Trap	154' long	£297.95	10.00
SD-610	160/80/40/20/15/10m	10 Trap	148' long	£349.95	10.00
SD-162	160/80m	2 Trap	208' long	£125.95	7.95
SDW-34W	30/17/12m	4 Trap	32' long	£139.95	7.95
SDW-46W	40/30/17/12m	6 Trap	46' long	£189.95	9.00
SDW-58W	80/40/30/17/12m	8 Trap	85' long	£274.95	9.00
SDW-610W	160/80/40/30/17/12m	10 Trap	152' long	£315.95	10.00

Trapped Slopers* SO239 TERMINATION

SVS-31	20/15/10m	1 Trap	14' long	£69.95	p&p 4.95
SVS-32	20/15/10m	2 Trap	13' long	£79.95	5.95
SVS-41	40/20/15/10m	1 Trap	28' long	£52.95	5.95
SVS-42	40/20/15/10m	2 Trap	24' long	£81.95	5.95
SVS-51	80/40/20/15/10m	1 Trap	53' long	£59.95	5.95
SVS-52	80/40/20/15/10m	2 Trap	49' long	£89.95	5.95
SVS-53	80/40/20/15/10m	3 Trap	44' long	£118.95	7.95
SVS-64	160/80/40/20/15/10m	4 Trap	77' long	£156.95	7.95
SVS-65	160/80/40/20/15/10m	5 Trap	73' long	£189.95	7.95
SVS-161	160/80m	1 Trap	105' long	£79.95	5.95

FOR EASTCOMM CATALOGUE SEND £2 IN STAMPS



These heavy duty deluxe 600W traps are housed in weatherproof enclosures. No soldering or jumper wires are required. Use 2 traps for a dipole, or 1 trap for a vertical sloper.

Antenna 'Shorteners' are excellent where installation space is limited. Housed inside weatherproof, sealed enclosures, so no periodic cleaning is required. Two are needed for a dipole, one for a vertical sloper.

SLC-40	Shorten a 40m Dipole to 38'	£19.95 each	p&p £2.75
SLC-80	Shorten a 80m Dipole to 69'	£21.95 each	£4.95
SLC-160	Shorten a 160m Dipole to 100'	£21.95 each	£4.95

Baluns & Centre Connectors

Lightweight, sealed, weatherproof, with Solid Brass rustproof terminals. Jumper wires not needed. Soldering of antenna wire not necessary. DC grounded for lightning protection. SO239 Connector. Stainless Support Hook (except SCE-1/S).

SPB-1 Pro-Balun	1:1 impedance ratio "voltage" Balun that matches 50-75 ohm coax to 50-75 ohm load. 3 - 35MHz, 1.5kW.	£29.95	p&p £4.95
SPB-1-C Pro-Balun	1:1 impedance ratio "current type" balun that matches 50-75 ohm coax to 50-75 ohm load. 1.5 - 60MHz, 3kW.	£32.95	p&p £4.95
SPB-4 Pro-Balun	4:1 impedance ratio "voltage" balun that matches 50-75 ohm coax to 200-300 ohm load. 3 - 35MHz, 1.5kW.	£32.95	p&p £4.95
SCE-1	1kW centre connector for a dipole antenna.	£14.95	p&p £2.75
SCE-1/S	1kW connector for a vertical sloper antenna.	£14.95	p&p £2.75

Anti-Corrosion Compound for Copper Wire Antennas: ACJ-1 Sachet £7.95 p&p £1.95

All Band SA-10 450Ω TERMINATION

SA10 operates on all bands 160m - 10m. It can be installed as a flat top, sloper, or inverted 'V'. The top is 135ft/41.15m of heavy duty stranded copper wire, with low loss end insulators. A centre insulator is fed with 100ft/30.48m of 450Ω heavy duty twin ribbon feeder. It will work well from the balanced line output of your antenna tuner. £59.95 p&p £10

All Band Limited Space SAS-2 450Ω TERMINATION

SAS-2 will operate on all bands 160m - 10m. It can be installed as a flat top, sloper, or inverted 'V'. The top is of heavy duty stranded copper wire, and provides 135ft/41.15m electrical length, with a physical length of only 70ft/21.34m through the use of antenna shorteners. The centre insulator is fed with 100ft/30.48m of 450Ω heavy duty twin ribbon feeder. This antenna will work well from the balanced line output of your antenna tuner. £59.95 p&p £10

Off Centre Fed Dipoles SO239 TERMINATION

OCF Full Size	80/40/20/17/12/10m	135' long	£95.95	5.95 p&p
OCF Half Size	40/20/10m	68' long	£50.95	5.95


AUTEK RF ANTENNA ANALYSERS

RF1 HF £159.95 P&P 7.95

RF5 VHF/UHF £289.95 P&P 10.00

Protective Case £14.95 P&P 2.75

The RF1 adjusts antennas, feedlines, and RF networks, from 1.2 to 35MHz in 5 bands. It measures RF values of true impedance (0-2000Ω), SWR (1 to 15.1), C (0-9999pF) and L (<0.04 to 300pH). It instantly reads out impedance and SWR. Feedline loss and phasing, Q, tuned-circuit resonance can be accurately measured and adjusted. L and C are measured at the RF frequency of interest, not at 1kHz or 100kHz as with other L/C meters.



The RF5 is continuously adjustable from 35 to 75MHz, and 138 to 500MHz (typically 530MHz) in 3 bands. It measures RF values of true impedance (0-600Ω), SWR (1 to 6:1), and its INSTANT SWR mode

finds the frequency of minimum SWR (or Z) on command automatically. The unit fits in the pocket, and runs on a standard 9V battery (or 7 - 12V).

WE NEED QUALITY, USED, BOXED
AMATEUR RADIO EQUIPMENT
BEST PRICES PAID. COLLECTION ARRANGED

CALLSIGN CLOCK £39.95

includes world-wide delivery

Hand finished with CALLSIGN on the face. An ideal gift for Radio Amateurs. A useful addition to any radio shack, and a valuable operating aid. A large face gives excellent visibility across a radio room. The hour is indicated in 12/24 hour format. Three colour with blue sky effect background. Global map shows countries with their bearing in degrees. Models are available centred on other world areas.



WHEN ORDERING, STATE CALLSIGN AND AREA OF THE WORLD



DELTA 1.5kW COAX SWITCHES

2 WAY	SO239 to 600MHz	£89.95	5.95 p&p
2 WAY	N TYPE to 1300MHz	£94.95	5.95
4 WAY	SO239 to 600MHz	£94.95	5.95
4 WAY	N TYPE to 1300MHz	£109.95	6.95

The only switches with built in Arc Protection

SWR/POWER METERS P&P £5.95 each



CROSS NEEDLE			
CN-220	1.8-250MHz	15/150/1500W	£109.95
CN-144	140-170MHz	15/150/1500W	£79.95
CN-V/UHF	140-170,410-450MHz	15/150/1500W	£29.95
PORTABLE W450	140-170,400-470MHz	0-150W	£34.95



Please add 2.5% to total for card orders

Mosley H.F. Antennas

For stable and dependable operation, Mosley Antennas are pre-drilled and colour coded, for easy assembly. Long term reliability from, stainless steel hardware, and aircraft grade, drawn, aluminium tubing. Advanced traps mean less trap assemblies and better structural stability. Mosley 3 element, tri-banders, have six trap assemblies - other makes need twelve! Higher grade tubing means a perfect fit for telescopic sections - no horrendous hose clamps! Why pay more for an inferior antenna when you can have a **MOSLEY ANTENNA** for less?

STANDARD SERIES	TA31JRN	10/15/20M	1 EL	£199	Carr.£10
	TA32JRN	10/15/20M	2 EL	£299	£10
	TA33JRN	10/15/20M	3 EL	£349	£10
	TA33JRN WARC	10/12/15/17/20M	4 EL	£499	£10
HEAVY DUTY SERIES	TA31MP	10/15/20M	1 EL	£229	£10
	TA32MP	10/15/20M	2 EL	£399	£10
	TA33M	10/15/20M	3 EL	£509	£15
	TA33M WARC	10/12/15/17/20M	4 EL	£659	£15
	TA34CL	10/15/20M	4 EL	£809	£15
	TA34CL WARC	10/12/15/17/20M	5 EL	£999	£15
	TW33	12/17/30M	3 EL	£399	£15
	TA33M WARC	10/12/15/17/20M	4 EL	£799	£15
	CL33M	10/15/20M	3 EL	£679	£15
	CL33M WARC	10/12/15/17/20M	4 EL	£799	£15
HEAVY DUTY COMPACT	CL36M	10/15/20M	6 EL	£999	£15
	# TA40KR	40M UPGRADE		£229	£10
HEAVY DUTY CLASSIC SERIES	# TA30KR	30M UPGRADE		£229	£10
	PRO57B	10/12/15/17/20M	7 EL	£1199	£20
HEAVY DUTY PROFESSIONAL SERIES	PRO57B40	10/12/15/17/20/40M	7 EL	£1299	£20
	PRO67B	10/12/15/17/20/40M	7 EL	£1329	£20
	PRO67C	10/12/15/17/20/40M	7 EL	£1599	£20
	PRO77A	10/12/15/17/20/30/40M	7 EL	£1399	£20
	PRO95	10/12/15/17/20M	9 EL	£2199	£20
	PRO96	10/12/15/17/20/40M	9 EL	£2699	£20
	RV2W	12/17M	Vertical	£139	£10
	RV4C	10/15/20/40M	Vertical	£269	£10
HEAVY DUTY VERTICAL ANTENNAS	RV8C WARC	10/12/15/17/20/40M	Vertical	£359	£10
	RV7C WARC	10/12/15/17/20/30/40M	Vertical	£379	£10

Anti-Corrosion Compound for Aluminium Antennas: ACJ-2 Sachet £7.95 p&p £1.95



ORIGINAL BUG
STANDARD £169
DELUXE £199
Left Handed DELUXE £229

VIBROPLEX

SINGLE PADDLE
STANDARD £159
DELUXE £199




IAMBIC
STANDARD £169
DELUXE £199

BRASS RACER
IAMBIC
£159



DELUXE DOUBLE KEYS
SINGLE PADDLE £369
IAMBIC £369



P & P £7.95 each key



STRAIGHT KEY
STANDARD £169
DELUXE £199

△ DELTA ENGINEERING △

LOW PASS & BANDPASS FILTERS, COAXIAL EMP SUPPRESSORS

SUPPRESSORS

Delta suppressors protect coaxial line centre conductors from DC and low frequency AC voltage/current transients. Delta suppressors deliver as much current to ground as the centre conductor of the coaxial line can. The circuit, active at all times, neutralizes minute transients which often cause receiver noise. Direct hits can be handled, but not under all conditions.

301/U	1.5 - 200MHz	1kW	S0239	£44.95
302/U	30-500MHz	1kW	S0239	£49.95
302/N	30-500MHz	1kW	N	£46.95

P&P £4.95 each suppressor

LOW PASS FILTERS

Lowpass filters are commonly made from thin lightweight materials, assembled with pop rivets, and not even any earth terminals! Their performance is, at the least, poor.

Delta Filters are tough construction, with attenuation slopes avalanching down immediately after transmitting frequency range. Heavily built deep notching Chebyshev designs, prevent interference from harmonic or spurious emissions - a must for good operating. Low power models use silver-mica capacitors and phenolic connectors. High power

models use thick teflon TFE insulation sheet, brass or copper capacitor plates; all connections soldered.

420	50Ω	600W	30MHz	S0239	£59.95
421	50Ω	8kW	30MHz	S0239	£89.95
425	50Ω	600W	56MHz	S0239	£59.95
426	50Ω	3kW	54MHz	S0239	£79.95

P&P £5.95 each filter



TRANSCIVING BANDPASS FILTERS

412	50-50.5MHz	S0239	£69.95
413	144-148MHz	S0239	£69.95

These Bandpass transceiving filters are designed to lessen or eliminate interference from nearby transmitters operating in close proximity to transceivers. As they are transceive style, they will also effectively reduce any transmitted spurious and harmonic emissions from your transmitter. The 412 and 413 are two stage, parallel resonant circuit, top-coupled designs. Each unit will pass the listed band of frequencies, and attenuate or block all frequencies above and below that band segment. The filters are connected between the transceiver output and the antenna.

Direct grounding of the filter may offer better overall performance, but generally the station's earth ground will be sufficient.
P&P £5.95 each filter

HEAVY DUTY POWER SUPPLIES



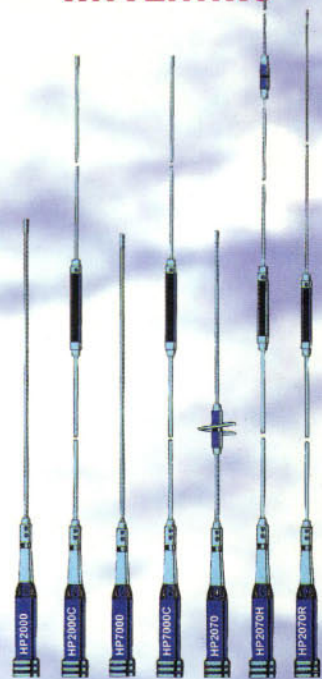
These stabilized, protected power supplies, are top quality and a very compact design.

HT1420	£139.95	£10 p&p
Voltage	13.8vDC	
Current Rating	20/25A	
Dimensions	160 x 120 x 280mm	
HT1520	£159.95	£10 p&p
With Voltage & Current Meters		
Voltage	3.5-18vDC	
Current Rating	20/25A	
Dimensions	160 x 120 x 280mm	

VHF & UHF BEAMS

Remember when VHF and UHF beams were made to last? They didn't bend double in the first puff of wind. Excellent bandwidth, and results. Coming soon to a mast near you... watch this space for a new range of beams, designed for the UK, built in the UK, and built to last!

UHF/UHF ANTENNAS



MOBILE

Mobile Antennas: P&P £4.95 each

These antennas are built to ensure maximum strength and performance. Flexible 17/7PH stainless steel whips, incorporate a 90° tilting system. The UHF male antenna connector has a gold plated centre pin, Teflon insulator and silicone rubber gasket for perfect waterproofing.

HP2000	5/8λ	75W	£33.95
142-148 MHz		5.35dB	1.23m
HP2000C	2x1/2λ	150W	£39.95
142-148MHz		7.15dB	1.97m
HP7000	5/8λ	100W	£29.95
430-440MHz		5.35dB	0.42m
HP7000C	2x5/8λ	100W	£36.95
430-440MHz		7.15dB	0.73m
HP2070	1/4+5/8λ	150W	£29.95
140-150, 430-440MHz		2.15/5.35dB	0.45m
HP2070H	1/2+2x5/8λ	150W	£39.95
142-148, 430-440MHz		5.15/8.15dB	1.05m
HP2070R	1/2+2x5/8λ	150W	£37.95
142-148, 430-440MHz		5.15/8.15dB	0.98m

MAGNETIC MOUNT/CABLE ASSEMBLIES

With Coax Terminated PL259: P&P £4.95

MagH12PL	92mm Dia	£21.95
Mag125PL	130mm Dia	£26.95
Mag145PL	160mm Dia	£34.95
Mag160PL	Slim 160mm Dia	£34.95

MOUNT/CABLE ASSEMBLIES

With Coax Terminated PL259: P&P £4.95

Trunk/Hatch MOUNT/Cable with Tilt	£28.95
Panel MOUNT and Cable Assembly	£24.95

BASE STATION

Base Station Antennas: P&P £9.95

CX4-71	3/4λ J-Pole	500W	£59.95
70-74MHz		5.15dB	2.9m
GP49-70	1/4λ Ground Plane	500W	£69.95
49-70MHz tuneable		2.15dB	2.5m
SA22N	2x5/8λ	200W	£79.95
142-148MHz		7.15dB	2.7m
SA703N	3x5/8λ	200W	£59.95
430-440MHz		8.15dB	1.8m
SA705N	5x5/8λ	200W	£79.95
430-440MHz		10.15dB	2.8m
SA2705N	1/2λ, 2x5/8λ	200W	£59.95
142-148, 430-440MHz		5.15/7.15dB	1.3m
SA2705MN	6/8λ, 3x5/8λ	200W	£69.95
142-148, 430-440MHz		6.15/8.15dB	1.8m
SA2705LN	2x5/8λ, 5x5/8λ	200W	£89.95
144-148, 430-440MHz		7.15/10.15dB	2.7m
SD1300N	Discone	2.15dB	200W
RX-25-1300MHz TX-4/6/2m/70/23cm		1.7m	

KENWOOD YAESU ICOM PRICE MATCH

We match/better competitors advertised prices on current UK equipment - and give better customer service. Phone us last for the best deal.

QSL COMMUNICATIONS

UNIT 6, WORLE INDUSTRIAL CENTRE, COKER ROAD
WORLE, WESTON-SUPER-MARE BS22 0BX

TEL: 01934 512757/0850 707257 Fax: 01934 512757

SHOW ROOM OPEN
10am - 6pm MON-FRI
9am - 1pm SAT

FOR ALL TRANSCEIVERS AND RECEIVERS
CHECK ALL ADVERTS FOR BEST DEAL THEN PHONE US.
KENWOOD, YAESU, ICOM, ALINCO, AKD, AOR, REALISTIC, ADI

DUMMY LOADS



DC-650MHz
1500W
£54

DL300M



DC-150MHz
300W
£32

MONO EARPHONES

£6.99

inc P&P

8 Ohms speaker
3.5 mono plug
1.5m of straight screened cable
100mw max

ACE MH1 HEADSET

£12.99

inc P&P


SPECIFICATIONS

Mic impedance 600Ω
Mic freq response
60-20000Hz
Sensitivity 65dB
Nic current 1Ma max
Speaker impedance 32Ω at 1000Hz
Response 120-2000Hz
Output sound pressure level 88dB
Comes with wiring diagram



EARTH RODS 4FT LONG, ADJUSTABLE BRASS FIXING
SOLID COPPER **£10.99**, COPPER PLATED STEEL **£8.99** P&P £4

ALTAI AR300XL ROTATOR




45kg VERTICAL LOAD
ONLY £49

5-7 AMP PSU £24.99

10-14A PSU £44.99

YAESU ROTATORS
ALSO AVAILABLE



25-30 AMP
VARIABLE 3-15V
VOLT + AMP METERS
CE APPROVED
£89.95

CABLE

PER METER

H103	Westflex low loss 50 ohm coax	95p
213U	Low loss 50 ohms coax	80p
RG58CU	50 ohms coax	30p
7 Core	Rotator cable	60p
Twin	300 ohms	65p
Twin	75 ohms	25p
DC	10 amp red/black	25p
DC	15 amp red/black	30p
SAT	Double screened satellite cable	60p

LARGE RANGE OF CONNECTORS AVAILABLE, MINIMUM
CABLE/CONNECTOR ORDER £10. P&P DEPENDENT ON WEIGHT.

P&P £7 NEXT DAY ALL PRODUCTS UNLESS OTHERWISE STATED

THE VINTAGE WIRELESS LISTING

Now published every three to four months containing 100s of out of print old and collectable wireless and TV books and magazines and now incorporating "The Vintage Hardware List" that contains for sale - vintage domestic radios, communications receivers, audio equipment, valves, vintage components etc. Send six first class stamps for list or £4 for next four catalogues.

NEW BOOKS

FINAL PRICE REDUCTIONS. Jane's Military Communications 11th Edition 1990-1991. A vast volume of 886 pages. Large format, wraps. Contains descriptions, photographs and basic details of the world's military communications equipment. Brand new. Published at £80.

Jane's Military Communications 12th Edition 1991-1992. A vast volume of 814 pages. Large format, wraps. Contains descriptions, photographs and basic details of the world's military communications equipment. Brand new. Published at over £100.

Price of 11th Edition and 12th Edition £25 each p&p £5 each (overseas extra). Any 2 volumes (get one for a friend!) £50 post free in UK (overseas extra).

Valve Communication Receiver Handbook. Contains circuits and technical information for valve communication receivers both commercial and of military origin, 1940s to 1960s. Incorporates a surplus/commercial cross-referenced valve guide. Large format, approx 100 pages. Facsimile copy: **£16.50** p&p £2.50.

Eddystone Communications Receiver Data 1950-1970. A facsimile reprint of the circuit diagrams, general description and some service notes for sets from 1950-1970. 50 pages. **£9.75** incl p&p.

Radar P. S. Hall (et al). An absorbing and informative study by authors from The Royal Military College of Science. Covers the origin, development and operation of military radar from Chain Home to Patriot, etc. Numerous photos and illustrations of equipment and its principles of operation. 170pp. Published by Brassey's Weapon Technology series at £25. Our price **£7.50** p&p £2.50.

R1155 Receiver Data. Contains circuits and technical notes facsimile copy. 47 large format pages. **£11.75** incl postage.

Racal RA17 Communications Receiver Technical Service Manual. Facsimile copy, contains general description, circuit diagrams, layout and alignment and brief fault finding notes. Large format. 46 pages. **£9.50** incl p&p.

Janes & Radar and Electronic Warfare Systems 1991-1992. A vast volume (3rd edition) giving technical details of the world's radar systems, electronic warfare equipment, electronic counter measures. (ECM) ground, naval and airborne. Brand new. Published at over £100. Special offer **£20 + £6 p&p** (overseas postage extra).

EX-GOVERNMENT ITEMS

VALVES (NEW AND BOXED).

CV4014 (EP91) £2
VS68 (STV280/40) £7.50
CV378 (GZ37) £5. P&P £1.25 per valve.

EX-GOVT HEADPHONES

With lead and plug. Not new.
Suit R209 and similar Trans Rec.
£4.75 per pair p&p £2.25.

A vintage wireless shop opening in Blackpool

As from 4 September we will be opening our small shop at the address below for the sale of vintage wireless equipment including broadcast receivers, valve communications receivers, Govt. surplus, valves, components, vintage and amateur radio gear, lots of junk and gems. Open Thurs, Fri and Sat 10am - 6pm. Other days by appointment, so please telephone before visiting on these days. We also wish to buy receivers and valve associated equipment and accessories.

(Dept PW) CHEVET SUPPLIES LTD.

157 Dickson Road, BLACKPOOL FY1 2EU

Tel: (01253) 751858. Fax: (01253) 302979.

Telephone orders accepted.

Lake Electronics

7 Middleton Close, Nuthall, Nottingham NG16 1BX

Tel/Fax: 0115-938 2509

E-mail: 100775.730@compuserve.com



SAE WITH ENQUIRIES PLEASE. CALLERS BY APPOINTMENT ONLY



DTR Series Transceivers

A choice of three single band, CW, transceivers for 3.5, 7.0 or 10MHz. All rated at a nominal 5 watts output, all include a quality case,

hardware and ALL components. Kit price: **£97.80**. Built to order: **£160.00**. Postage (UK) £4.

TU4 Antenna Tuner

Conservatively rated at 80 watts and covers the HF spectrum.

Incorporates a sensitive SWR meter - only needs 1/2 watt to give full scale deflection - and a 4:1 balun. SO239 connectors plus terminals for end-fed wires or balanced feeder operation.

Kit, including case and all hardware: **£68.00**.

Ready built: **£88.00**. Postage (UK) £4.



PM20 Power Meter/Dummy Load

A "terminated" (50Ω) power meter permitting power readings as low as 25mW and up to 20W to be made with

ease and accuracy. VSWR: typically less than 1.1:1 at 150MHz and less than 1.3:1 at 430MHz. Kit price (with case and calibrated meter!) **£22.50**. Ready built: **30.50**. Postage (UK) **£1.50**.

Tackling QRM - The Active Way

By Adrian Knott G6KSN

Adrian Knott G6KSN describes a practical and easy-to-build s.s.b./c.w. filter unit to help you cut through the QRM on the busy h.f. bands



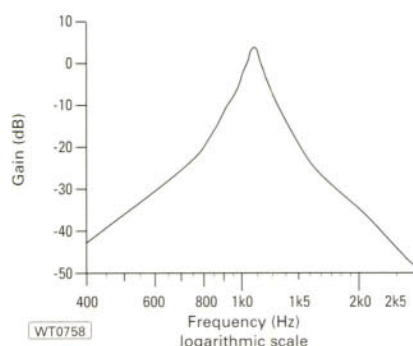
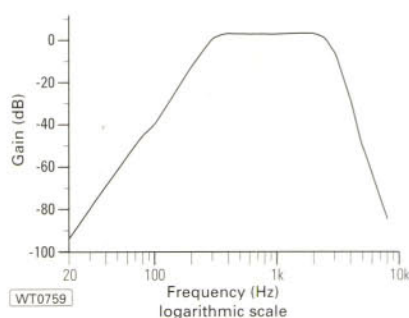
If you are trying to chase elusive DX with amidst strong local signals and interference (QRM) then this filter circuit will help to improve the signal to noise ratio of any speech, data or c.w. signal. The design I've used is equally suitable for use with any communications type receiver.

The human hearing range is generally thought to extend from 20Hz to 20kHz although this does vary from person to person and also deteriorates with age. And nowadays a good hi-fi systems will handle these frequencies with ease.

Fairly Narrow Band

However, the majority of the energy associated with a speech signal lies within a fairly narrow band of frequencies. These lie between about 300 and 3000Hz so it's an advantage when dealing with communications type speech signals to filter out frequencies above and below these values.

Fig. 1: Frequency responses of the s.s.b./c.w. filter shown graphically.



The filtering (or processing) will help to maximise the signal to noise ratio and hence intelligibility of the audio signal. With this in mind, I eventually decided to use four order of active high-pass filtering and twelfth order of active low-pass filtering offering ultimate rejection rates of 24dB per octave and 72dB per octave respectively.

When you're attempting to receive Morse code signals on the h.f. band there are usually additional problems to overcome. A c.w. (Morse) signal has a bandwidth of only a few Hertz and many such signals can simultaneously occupy a very small segment of the radio spectrum (one of the advantages of the mode...but it can lead to 'overcrowding').

The problem is designing a receiver with a sufficiently narrow bandwidth to 'pick out' just one such signal. And that of course was my design objective.

Can Work Wonders

Many commercial communication type receivers are often lacking a good c.w. filter and an external audio filter can often work wonders. But there are various import considerations to bear in mind.

The filter must not 'ring' (i.e. have too high a Q factor) because this will tend to make all the 'dits' and dahs' merge together. In practice I found a good compromise for the bandwidth of the c.w. filter was found to be around 200Hz.

The c.w. filter consists of two cascaded parallel resonant active filters. They each have a 'Q' of 7 and a centre frequency of around 1kHz. I've illustrated the frequency the graphs in Fig. 1, and my actual measurements are provided in Tables 1 & 2.

The Circuit

Now let's start by looking at the circuit, which is shown in Fig. 2. The

incoming audio from the receiver at line level is fed to C1, which acts as a d.c. 'blocking' capacitor and then to IC1, a quad operational amplifier.


The resistors, R1 and R2 bias the op-amp, and R3, R4, C2 and C3 in conjunction with IC1a, the first op-amp, form a second order low-pass filter. Similarly, R5 to R8 and C4 to C7 do the same with IC1b and IC1c, the second and third op-amps respectively.

Integrated circuit IC1d is configured as a two-pole high-pass filter with R9, R10, C8 and C9 setting the cut-off frequency and 'Q'. The resistors R11, R12 and C10 act as a source of bias for IC1d.

The i.c., IC2, is configured in exactly the same manner as IC1 and the input of IC2a is connected to the output of IC1d. This is so that the overall filter cut off rates will be doubled.

Integrated circuit IC3 forms the c.w. filter with IC3a forming the first parallel resonant circuit, with IC3b forming the second.

If you wish to change the centre frequency, this can be done without affecting gain or 'Q' by changing C20 to C24. Frequency varies as the reciprocal of C, so doubling the value



Continued on page 36

TUNING IN

ISSUE NO.1

"The one stop radio enthusiasts solution. . ."



South Midlands House, Chandlers Ford

As you may have heard we've recently made some sweeping changes at SMC many of which, we are delighted to report, have already resulted in a healthy upturn in Sales on the Amateur Radio front.

NEW LOOK SHOWROOM

Recent building work has including the addition of a coffee area and two dedicated radio shacks EXCLUSIVELY for customer use, one for general radio and one exclusively data. You can choose a radio from or wide range of new and secondhand equipment and use it in the shack. In the Data shack you'll see live demos of the popular Siskin Multicat C.A.T. controller and the excellent WINPAK program written by Roger Barker G4IDE which amongst other things "speaks" DX Cluster announcements using a PC sound card. (Incidentally, this program is available free of charge to

personal callers, you don't have to spend any money with us.).

For personal callers we'll do our best not to "rush" you into a purchase, feel free to take your time and browse (many visitors spend a whole afternoon in the Showroom making comparisons and trying rigs out on air rather than just trusting brochure and some hi-power sales patter). In fact for those that are interested we can even arrange a factory tour, SMC is quite a big gun in the commercial radio and antenna market place.

We've also changed our approach to the way we deal with customer queries by adding dedicated tele-sales staff and extending our opening hours from 8.30am to 5.45pm weekdays plus Saturday mornings. We hope you'll receive a quicker and more informative response than in the past although once in a while when the whole world decides to call us, there might be a delay, but we'll try our up most to take your call as soon as possible.

WEB PAGES

Net News[Http://www.smc-comms.com](http://www.smc-comms.com)

For those of you using the ever growing Internet we have completely re-vamped our Internet web site not

just with product information but with information about other areas of our business including our pump up mast division (Hilomast), our commercial and PMR departments and our new on-line Newsletter "Tuning in with SMC". We have also put on the pages the secondhand list from our three branches. If you need any further information on any of the radios give us a ring. For those who like to prod and poke there's even a "Secret" page where you could win a £10 SMC gift voucher! You can even place an order on-line with simple to use fill in boxes.

MAJOR REFIT at SMC AXMINSTER

We've decided to bite the bullet and completely revamp our Axminster Branch. Not long after you read this Rodney Bill and Mandy will have

moved into new premises just a few doors down the road but with lots more space and comfort. The new look shop offers a wider range of equipment and much better viewing and demonstration facilities, including a radio shack similar to our HQ. Although the branch has done exceptionally well over the years we thought it was time to get it ready for the Year 2,000 by which time Yaesu and no doubt Icom will have a wrist watch HF rig and Kenwood rigs will include a built-in car audio system, food mixer and dishwasher!

CUT PRICE...or COMMON SENSE?

SMC has been in the Amateur world for over 39 years so we've seen a few dealers fall by the wayside, usually because of absurd discounting. We'll always do our best to match a competitive price but we really can't see any sense in selling equipment at BELOW cost price. Whilst on the face of it this may seem like great news for you the customer just wait and see what happens if heaven forbid things go wrong, and occasionally as with any product they do! Dealers need to make a modest margin to be in a position to offer YOU the customer ongoing support and service. Most of the dealers you'll see advertised in these pages ARE sensible, one or two are just plain daft and probably will not be around by the year 2000.

LEICESTER SHOW

Where we will try to help you get the best deal is by offering additional accessories on many radios for example:

FT-920 with a FREE FM board and HF3VNB Antenna.

FT-1000 with a FREE MD100A8X Desk Microphone worth over £100!.

FT-50R with a FREE Carry Case (CSC69).

FRG-100 with a FREE SMC Multidata Unit.

So remember, the LOWEST price isn't ALWAYS the best deal!

SEE US ON STAND 8 IN THE SALES HALL



South Midlands Communications Ltd

S M House, School Close, Chandlers Ford Industrial Estate, Eastleigh, Hampshire SO53 4BY

Amateur/Short Wave/Data (01703) 251549. E-mail amateur@smc-comms.com website: <http://www.smc-comms.com>

WITH SMC

SCANNERS - WHAT'S HOTTEST?



AOR AR8000 MCO
Enhanced

The AR8000 is leading the way in the scanner field at present by offering the benefits of a short wave AND professional wide band VHF/UHF receiver in a neat hand held package! Perhaps one of the AR8000's strongest points is the

EXTREMELY comprehensive user manual which offers lots of useful tips about starting out in the hobby. The numerous features include:

500kHz - 1900MHz continuous coverage * Built-in Medium Wave antenna * AM/NFM/WFM and yes... USB/LSB & CW! * Password protected memory (to stop those 'prying eyes'!!) * 1,000 alphanumeric nameable memories * three way power operation - internal Nicads, 12V DC and 240AC mains (PSU included)* Optional PC interface.

Available exclusively from SMC the AR8000 MCO Enhanced is supplied ready to use with the Optoelectronics Scout and the Siskin Multicat.

Plus lots more, phone or write for a glossy, or better still call in and try one out, it's fun!

AR8000MCO Enhanced - £324.95

DATA DECODING - THE EASY WAY

We have recently launched the Siskin Multidata PC add-on for decoding High resolution fax, Slow Scan TV, RTTY, AmTOR and Morse code. This little unit simply plugs into your

PC serial port and receiver's tape/extension speaker socket. Just **£29.95** with FREE software!!! Unlike other similar units on the market the Multidata IS CE approved to cut down on harmful radiation, beware of imitations!

RECEIVER C.A.T. CONTROL

What is all this C.A.T. stuff everybody is on about these days? Well, many modern receivers (most Icom, Yaesu FRG100, Kenwood R5000, AOR AR8000 etc.) have an extra computer control socket allowing a PC to control mode, frequency and memory functions. Whilst you could buy an RS-232 interface from the various manufacturers invariably they are specific to just that one radio. A couple of years ago we launched the Siskin Multicat which revolutionised C.A.T. control. At last, one interface that works with ALL Icom, Kenwood and Yaesu C.A.T. radios and Scanners such as the AR8000MCO Enhanced and the Optoelectronics Scout..



Siskin Multicat CAT Interface

Unlike other controllers the Multicat IS CE approved, DOES come with ready-made computer and radio cables, IS supplied with Windows and DOS software, DOESN'T need to be traded in when you change radios and... it's less expensive too! **£69.95** incl. Cables and software.

SHORT RANGE BUSINESS RADIO...

Many businesses have an ongoing need for reliable professional quality



Maxon Easiwave

two-way radio at affordable prices, i.e. farmers, businesses with several offices in a nearby town etc. where conventional telephone lines would be

inaccessible and cellular telephones would be too expensive. The UK Government have recently introduced the Short Range Business Scheme which permits the use of certain UHF radio transceivers in such situations. We are pleased to offer the new SMC Type Approved Easiwave range of transceivers. The licensing couldn't be easier, just fill in a simple form and mail a cheque off to the DTI, that's all you need to do! Available now, please call for a free colour brochure.

WWW'ERS READ ON....

If you have an Internet account and PC or Mac try logging on to:

<http://www.policescanner.com>.

Amongst other things you'll hear LIVE radio traffic from New York Police Department, and, as far as we know it's actually done with the full blessing of New York Police department. Their site also allows Real Audio links to Air Traffic and Fire Brigade Radio Systems. Whatever next?...

AIRBAND TRANSCEIVER

We are pleased to announce the new SMC JHP200

Airband Transceiver, the ideal companion for Light Aircraft and Microlight Pilots. This rugged handheld offers a host of features including:



JHP 200 Airband Transceiver

Full 108 - 137MHz coverage * VOR mode allows the angle of approach to be displayed in their LCD * Easy to read LCD display * Scans COM & NAV bands * Wide range of optional accessories.

NEW FOR AMATEUR CUSTOMERS...

By the time you read this we should have stocks of the new Yaesu VX1R, perhaps the world's smallest dual band transceiver? The VX1R is the ideal companion if you're also keen on scanning the Air & Marine bands. + FM Radio Broadcasts (it will even receive TV sound!). It measures only 81 x 47 x 25mm.

Features include:

2M + 70CM TX, 500kHz-999 MHz (with gaps) RX * 290 Memory channels * CTCSS encode/decode * backlit LCD & Keypad display * Lithium Iron Battery. Plus lots lots more. RRP around **£269!**

OUR FUN DAY...

In case you didn't make it, our Fun Day on August 16th was a rip roaring success! We were well supported with representatives from Icom UK, AOR, Yaesu, Venus Electronics, the Camel Trophy Comms. Team and the Cable & Wireless Emergency Response Unit! Profits from the bar and refreshments raised over £200 for Leukaemia Research. Our twice hourly free draw proved popular with all visitors and our thanks go to Kenwood UK and ICOM UK who very kindly provided a wide selection of prizes. Please call us for any further information on our product range, new equipment and our monthly special offers.

SIX MONTHS DEFERRED PAYMENT...

Pay an initial deposit of only 10% and have nothing else to pay for six months (on purchases over £400).

Written quotations are available on request.

ANDY

SMC LONDON

6 Royal Parade, Hanger Lane
London W5A 1ET

0181 997 4476

RODNEY OR BILL

SMC AXMINSTER

1 Western Parade, West Street,
Axminster, Devon EX13 5NY

01297 34918

Mail Order/Customer Service

AILS A OR PHIL 01703 251549

Antenna/Rotator Technical Enquiries

NORMAN 01467 462774

Tackling QRM - The Active Way

Continued from page 33

Fig. 2: Circuit of the s.s.b./c.w. filter designed by G6KSN (see text).

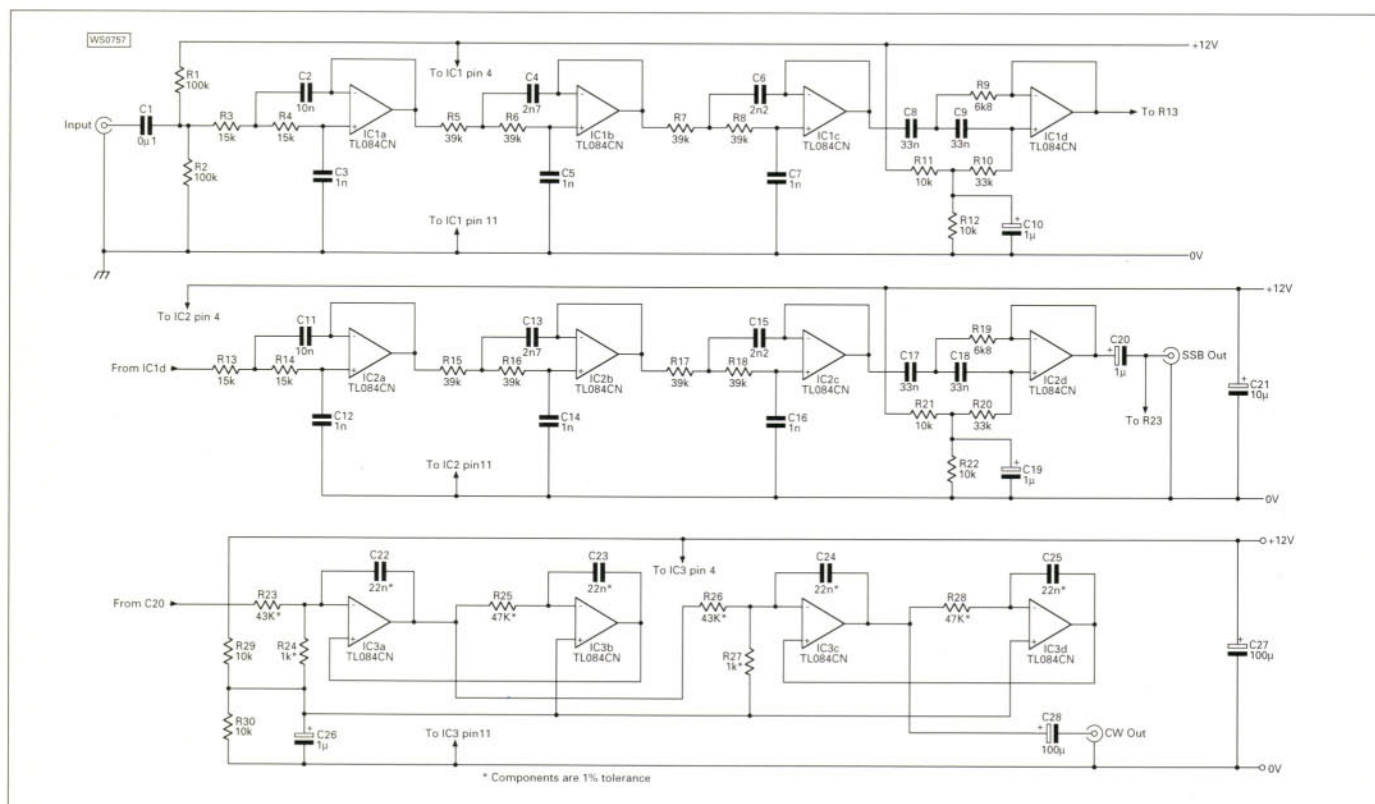


Fig. 3: The p.c.b. design and associated component overlay for the G6KSN filter project.

of the four capacitors will halve the resonant frequency or 'sweet spot' of the filter.

Smooth Supply

The unit requires a fairly smooth supply of between 9 and 15V. If the

electrolytic capacitors are upgraded to higher voltages then there's no reason why the unit should not operate at up to 30V.

Current consumption is around 40mA and if you intend to use the unit on batteries I would suggest changing IC1, 2 and 3 to TL064s.

(This is the low power version of the TL084).

Accomplished Easily

Construction of the circuit can be accomplished quite easily on the custom designed p.c.b. which is shown in Fig. 3. The off-board interconnections required are shown in Fig. 4.

The circuit could also be built using Veroboard if required. (No problems should be encountered using matrix board since the circuit is only processing low frequencies and input/output impedances are low.

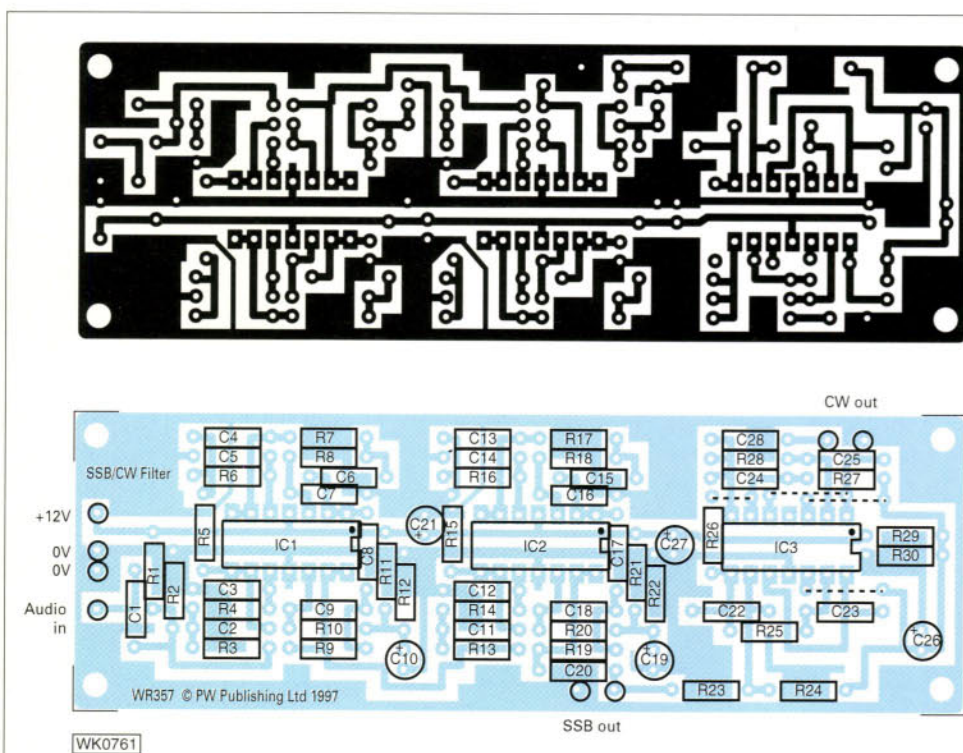
If the high performance of the filter is to be maintained in a Veroboard version I suggest that tracks are cut to the minimum length required. You should also ensure that all unused tracks are connected to 0V.

Testing & Checking

When the unit is built then testing can begin, and you should start checking the board for obvious shorts. If all is well then power the unit up and measure the voltages on pins 1, 7, 8 and 14 of the 3 op-amps.

The test points suggested should all read within half a volt of the supply voltage. **If this is not the case then a fault is present and must be found.**

If everything is okay and a signal generator and oscilloscope is



available then the frequency response of the filter can be checked. If not, then it's simply a matter of connecting the unit to the receiver at line level.

The filter needs to be connected between the audio pre-amplifier and power amplifiers in the communications receiver. (You can often be accomplish this by connection to the facilities socket present on many sets).

If there's not a 'facilities' socket, then the audio path can be broken by disconnecting the feed to the receiver's volume control. The signal is then routed through the audio filter and then re-routing the processed audio back to the volume control.

Incidentally, the unit could probably also take its power supply feed from a suitable regulated supply rail in the communications receiver. (Obviously this will more difficult with older valved equipment and of course you should take great care when working with mains operated equipment).

Filter Installed

With the filter built, checked and okay it can now be installed. And when switched to s.s.b. a great improvement should immediately be obvious.

However, when you switch to c.w. you'll notice that speech is no longer intelligible because of the very narrow bandwidth of the filter. Tune to a c.w. transmission and note that the tuning is critical for best results.

Note also that if there are two c.w. stations close together it is now a simple matter of tuning to the one of interest and the other one will be attenuated to a large degree. Weak DX can now be copied even if there are strong signals on adjacent frequencies and QRM will be attenuated also.

So, in conclusion, I hope you'll have fun building and operating the s.s.b./c.w. filter. It should certainly give you the edge for weak signal work, especially when used in conjunction with those 'not quite so expensive' communications receivers where a very worthwhile improvement will be evident.

PW

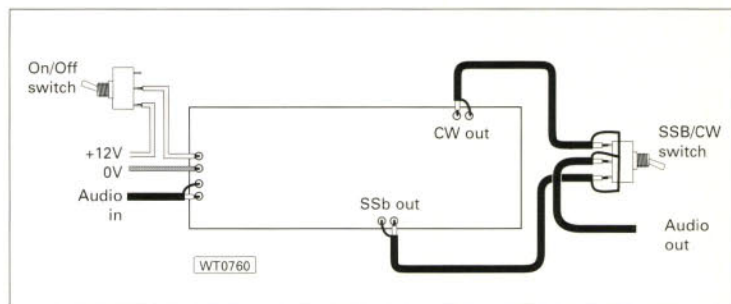


Fig. 4 Interconnections from p.c.b. (see text for suggestions on installation procedure for receiver to be used).

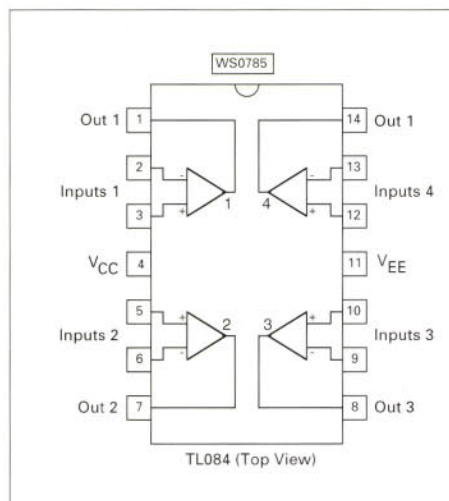


Fig. 5: Pin-out details of the TL084CN i.c. used for the project.

Table 1:

Frequency response of s.s.b. filter

Note: The s.s.b. filter has an 'in band' ripple of 3dB which G6KSN considers as acceptable. The frequency response $\pm 3\text{dB}$ is 270Hz to 2.8kHz.

Frequency (in Hz)	Gain (indB)
20	-95
40	-70
80	-46
100	-40
200	-13
300	+00
400	+03
800	+02.4
1000	+02.4
2000	+03
2500	+00
2800	-03
3000	-08.4
4000	-28.6
5000	-50
8000	-85

Table 2:

Frequency response of c.w. filter.

The c.w. filter has a measured resonant frequency of 1.1kHz and 6dB bandwidth of 250kHz.

Frequency (in Hz)	Gain (in dB)
20	Unmeasurable
40	Unmeasurable
80	Unmeasurable
100	Unmeasurable
200	-73
400	-43
800	-20.6
900	-12.6
950	-7.6
1000	-1.6
1050	2.1
1100	2.4
1150	-2.6
1200	-7.4
1500	-23.6
2000	-34
2800	-48
4000	-81.6
8000	Unmeasurable

Shopping List

Resistors

Metal film miniature 0.25W 1%

1k Ω	2	R24, 27
43k Ω	2	R23, 26
47k Ω	2	R25, 28

Metal film miniature 0.25W 5%

6.8k Ω	2	R9, 19
10k Ω	6	R11, 12, 21, 22, 29 & 30
15k Ω	4	R3, 4, 13, 14
33k Ω	2	R10, 20
39k Ω	8	R5, 6, 7, 8, 15, 16, 17, 18
100k Ω	2	R1, 2

Capacitors

Polyester layer, (16V or voltage to suit, see text)

1nF	6	3, 5, 7, 12, 14, 16
2.2nF	2	C6, 15
2.7nF	2	C4, 13
10nF	2	C2, 11
22nF	4	C22, 23, 24, 25
33nF	4	C8, 9, 17, 18
0.1 μF	1	C1

Electrolytics (16V or voltage to suit, see text)

1 μF	4	C10, 19, 20, 26
10 μF	1	C21
100 μF	2	C27, 28

Integrated circuits

TL084CN	3	IC1, 2 and 3
---------	---	--------------


Miscellaneous

Veroboard or p.c.b., single pole double-throw switch, DIN or Phono sockets to suit, case to suit needs.

Making It Go

By Gordon King G4VFX

Gordon King G4VFX is internationally known for his straightforward approach to explaining complex subjects through his articles and books. Here Gordon takes the opportunity to explain just how those v.h.f. and above signals can travel so far on occasions.



The face behind the famous name: Gordon King G4VFX.

Radio waves above approximately 30MHz (start of the v.h.f. segment) are progressively more influenced by the structure of and changes in the earth's local atmosphere, called the troposphere. With increasing frequency, these waves behave more like light rays and follow similar laws.

The v.h.f. waves are essentially unaffected by the ionised upper layers. So communication doesn't have the advantage of the distance provided by the reflecting ionised layers to waves of lower frequency. At v.h.f. and above, the ionosphere is virtually transparent, because of this the waves pass through the layers into outer space.

Communication, therefore, relies particularly on earth-bound waves radiated directly from the transmitting antenna to the receiving antenna. These so-called space waves consist of two component waves, the direct wave and the ground reflected wave, as shown in Fig. 1.

Two Waves

The signal field at the receiving point is the sum of the two waves whose strengths are approximately equal. But even though the reflected wave undergoes an almost complete phase reversal due to the reflection **they do not cancel each other** because the

direct and reflected waves have different path lengths.

If it wasn't for the ground reflected wave, the only attenuation with distance would be that caused by normal spreading or dissipation. (As happens with the direct wave, where the field strength is inversely proportional to distance, so that each time the distance is doubled, the strength falls by half).

For space wave contacts however, the reflected wave detracts from the direct wave in such a way that the strength at the receiving point is reduced. The attenuation is then inversely proportional to the square of the distance, so that each time the distance is doubled, **the strength falls by four times**.

As the height of either or both antennas is increased, the space wave field strength becomes closer to that of the direct wave (the strength increasing directly with height). And this is particularly valid into the 'far field'.

Fairly close to the transmitting antenna, the field strength goes through a series of maxima and minima. And with increasing distance, **the difference in path length between the direct and reflected wave swings** between full and half wavelengths until it settles down to the steady rate of attenuation with distance.

Antennas High

A primary requirement for longer distance v.h.f./u.h.f. working, therefore, is for the antennas to be as high as possible. The ideal situation is for each antenna to be sited on high ground and elevated on tower or mast with minimal intervening obstruction!

It's also worth remembering **that the field strength is not directly proportional to an increase in power**. Indeed, the strength increases by the square root of the increase in transmitter power.

For example: if the transmitter power is doubled, the signal strength at the receiver will increase by only 40%, **not two times**, in terms of signal voltage. A two fold increase can be achieved at a given power by doubling the height of the antenna!

Another interesting point is that as the wavelength is reduced, so the field strength increases, other factors remaining the same. This means that 10W on 430MHz will sometimes yield getting on for **three times more** signal field than the same power on 144MHz (assuming antennas of equivalent gain and height).

However, at the receiving end, the apparent advantage is cancelled. This is because here the received signal is directly proportional to the wavelength.

Further!

For instance, a 430MHz dipole will abstract (or 'capture') only about 35% of the signal of a 144MHz dipole in the appropriate bands. And although v.h.f./u.h.f. waves possess some of the features of light rays (this being more apparent with increasing frequency), the DX operator can happily retain communication over paths in excess of the geometric horizon distance as indicated by path AB at (a) in Fig. 2.

Marconi's Revelations

It's interesting to note that until Marconi's revelations in 1932 proved that significantly greater path distances on v.h.f. were possible, distances greater than geometric communication range **was considered impossible!** And an article under this title would barely be viable were it not possible to achieve contact when the direct path falls below the horizon as at CD in the diagram Fig. 2.

The diagram (B) in Fig. 2 gives an impression of what happens. The part of the troposphere just above the earth's surface has the effect of 'bending' the wave so that it tends to follow the curvature over a somewhat limited distance.

The extra distance over that dictated by the earth's geometry is generally given by assuming that the radius of the earth is increased by a factor of 4/3 or 133%. It depends on just how much the troposphere at any given time is 'bending' or refracting the wave.

Anyway, based on the 33% increase over the geometric range works it out to some 15%. The basic range, therefore, is the distance to the horizon of the transmitting antenna plus the distance to the horizon of the receiving antenna (antenna heights again playing a major role) times the refraction factor of the troposphere which, at 15% is 1.15, often called the 'k' factor.

As the distance continues to exceed the basic range, the signal doesn't suddenly vanish altogether (not very often, anyway!) but communications becomes less reliable and is affected by fading. Nevertheless, good contacts are still perfectly feasible well in advance of the basic range as we shall see, which makes v.h.f./u.h.f. working so interesting and often exciting!

Tropospheric Height

The troposphere extends above the earth to a height of about 10km. Under normal or 'flat' conditions, the temperature normally falls with height at the rate of around 6°C per km.

The change happens because the temperature of the lower air is raised by convection currents generated by the heated earth, while the progressive fall in temperature results from adiabatic expansion of the upper air as its pressure decreases with height. This leads to a linear decrease in the refractive index of the troposphere over the first km or so.

Refraction Of Waves

Refraction of v.h.f./u.h.f. waves, which plays such an important part of longer distance working on v.h.f./u.h.f. is similar to that of light where the rays are bent towards the normal on entering a more dense medium, Fig. 3.

It's because of the falling density (and hence the reducing refractive index of the troposphere with elevation) that the waves travel a slightly greater distance than that given by the geometric horizon between the two antennas.

Like light rays, v.h.f. and higher frequency waves are also affected by diffraction, reflection and absorption. So, over a complex path, all these factors might well come into play, making it almost impossible to forecast the sort of contact you're going to achieve beyond the basic radio horizon distance!

Path Conditions

As the range is increased, the field strength tends to decrease with increasing frequency owing to the increasing attenuating influence of buildings, trees, hills and terrain irregularities. Absorption also becomes increasingly important as the frequency is raised (wavelength decreased).

For example, if a roof space antenna must be used, more signal will get out of the building on 144 than on 430MHz or higher frequencies. Into the super high-frequency (s.h.f.) region and above the absorption of brickwork and roofs demands that the antenna be mounted

outside, well in the clear for serious work.

On the 144MHz band though, a well positioned attic antenna can perform remarkably well, often providing very interesting, long distance contacts. When carefully located, the absorption attenuation need not be all that high and can often be countered by slightly extra antenna gain!

From my home QTH in Brixham overlooking Torbay, I have been using experimental 144MHz antennas in my roof space for many years. And I have experienced numerous interesting contacts over paths of 1000km or more well into the northern regions of the UK and into Europe under a variety of 'lift' conditions!

The position of my QTH (not to scale) is shown in Fig. 4. It's some

No it's not Gordon's library...but just a selection of some of the books he's written on radio and electronics!



Fig. 1: Field at the receiving point is the resultant of the direct and ground reflected waves. In the far field signal at the receiving point rises as the height is increased. Relatively close to the transmitting antenna the field strength goes through a series of maxima and minima levels with distance until it settles down to the steady rate of attenuation with distance.

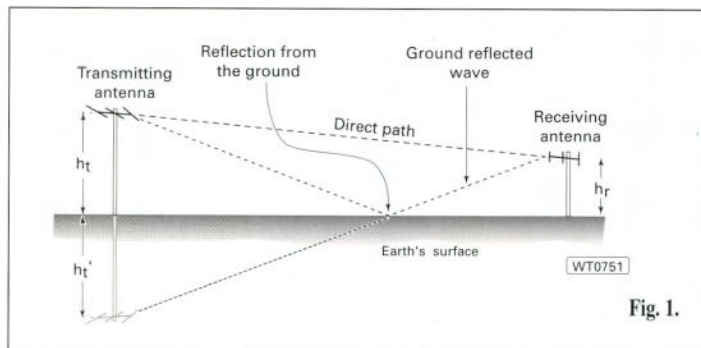


Fig. 1.

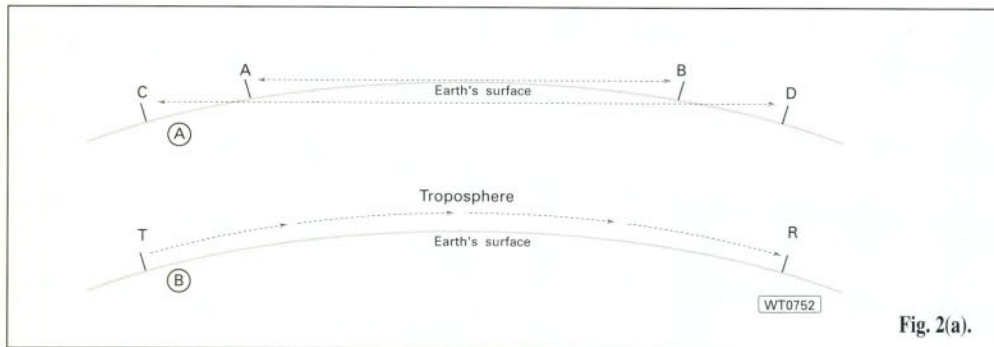


Fig. 2(a).

Fig. 2(a): The geometric horizon path AB and the radio horizon distance CD, where the wave follows the curved path of the earth owing to tropospheric refraction (shown at b).

1.6km from the sea and about 100m up with rising ground behind peaking to about 150m. I find that this high hill backing tends to enhance my output in a north-easterly direction, where most of the activity lies.

To work southerly, however, I need to employ the h.f. bands because the hill is too close to my QTH to provide a diffractive path. I work essentially Morse, especially on h.f. and QRP with rarely more than 5W.

Obstructed Pathway

You shouldn't always consider it impossible to establish a contact when an obstructed pathway is present (as illustrated in the pathway shown in Fig. 5). In fact, under conditions like this it may be possible to obtain field strength greater than provided by relatively flat terrain.

Communication may be possible because the small hill or ridge tends to eliminate the attenuating influence of the ground reflected wave, while still allowing the direct wave to pass over the top by refraction and possible diffraction. This effect can also occur at higher frequencies over

hilly or irregular terrain, but the path effects are complex and not easy to forecast.

Although tropospheric effects are less apparent at lower v.h.f. (from 30 to, let's say 150MHz) they still influence propagation along the lines already discussed, becoming more significant on the two, four and six metre bands than on 10m.

In fact, maximum useable frequencies (m.u.f.s) have seemingly supported F2 propagation at the peaks of some particularly active sun spot cycles on the 50 and 70MHz bands. However, for most normal v.h.f. working, the upper ionised layers have little reflective and hence distance enhancing influence.

There are times though, when the lower E layer becomes highly ionised. This can happen to the extent that it has a reflective effect on signals in the 28, 50, and 70MHz bands - extending to the 144MHz band for shorter duration openings.

Sporadic-E

Owing to the densely ionised regions being in motion Sporadic E (Es) form of propagation is not consistent. It's accompanied by deep fading, where one minute the signal may be S5 plus and the next minute zero - that's why it's called Sporadic-E!

As reported by David Butler G4ASR in PW's 'VHF Report' Sporadic-E peaks around the months of May, June and July, especially in mid-morning and early evening. It can occur again towards the end of the year, but it may appear at any time. The propagation can be easily

exploited with the simplest of kit.

I use a converted CB transceiver (DNT M40FM) running in monitor mode while I'm in the shack from its own L-shaped dipole also in the roof space. The f.m. calling frequency is 29.6MHz and any Es activity is dramatically apparent by this part of the spectrum becoming incredibly lively!

The intensity of activity gives a good clue as to the likelihood of activity higher up the v.h.f. region. First skip distance can be as great as 2000km, while multiple hop can double this. The signals are strong owing to the use of the direct wave without the destructive effect of the ground reflected wave.

Often, the signal can well exceed the 'basic' range by the mechanism shown in Fig. 6. Here the direct wave is scattered by the effects of irregularities in temperature, moisture and pressure in the upper troposphere.

The diagram in Fig. 7, illustrates how a sharp discontinuity in the linear decrease in refractive index can reflect the signals back to earth over relatively long distances. This is something like the skip produced by the ionosphere to h.f. signals, but because of the lower elevation of the troposphere, the ranges are less.

Layer Entrapped

The signals are sometimes 'layer entrapped' and may then travel as in a waveguide ('Ducting') for many kilometres with the least attenuation. This mode occurs more readily at u.h.f. than v.h.f. With all the tropospheric modes, the weather plays a major part.

Co-channel interference on television gives a good clue as to the likelihood of a v.h.f./u.h.f. 'lift'. You should also keep a look out for longer distance working conditions at the end of a fine run of weather.

(At the time when I was writing this article, there was a particularly cold morning with ground mist. This upset the normal temperature decrease with height and produced some interesting contacts up to about lunch time when the mist dispersed).

For serious v.h.f./u.h.f. DXing Radio Amateurs need to use a reflecting medium significantly higher than the troposphere. This is where moon bounce, meteor scatter, satellites and aurora come into their own. Path attenuation is less than terrestrial because it is the direct wave which supports the contact.

With moon bounce, for instance, you have to consider the earth-to-moon distances which are around 385,000km times two. So, even with an effective radiated power of 10kW

Fig. 3: Refraction of a ray of light. The effect is similar for a v.h.f./u.h.f. radio wave.

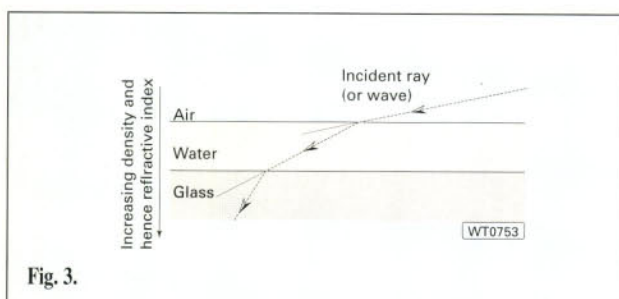


Fig. 3.

(maximum legal power plus antenna gain of 14dB) and a fairly reflective moon. Even then the returned signal at the receiver would possibly be barely more than a microvolt. The same applies to the other exotic modes.

Best Noise Figure

For the lowest level of useable signal, a receiver with the best possible noise figure is essential. Most hiss ('pink' noise!) stems from the first r.f. stage, so this should be designed and adjusted for the lowest noise figure rather than the highest gain.

Using a dedicated low noise preamplifier at the antenna before the feeder to the rig (masthead amplifier) ensures that the strongest possible signal gets to the first stage of the receiver. (This is **really very important** for long distance working).

If, for example, the receiver has a noise figure of 2.5dB while the preamplifier has a noise figure of 1.5dB and a gain of 12dB, the overall noise figure would be around 1.64dB - much better than the rig alone and nearly as good as the preamplifier itself. This could well make the difference between reading a weak signal and an aborted QSO.

Noise Power Bandwidth

Noise power bandwidth of the particular mode is another factor of importance. This is because the smaller the bandwidth required by the signal, the less receiver noise

The Mathematics

For those of you who like to get to grips with the nuts and bolts of things, the following gives the relevant mathematics on which I've based this article.

The field strength in volts per metre (V/m) of the direct wave is given by $(7\sqrt{W})/d$, and that of the space wave, after having taken account of the destructive ground reflected wave, by $(88\sqrt{W})(h_t h_r)/\lambda d^2$. Where W is the effective radiated power in watts, h_t and h_r are the heights of the transmitting and receiving antennas respectively, d is the path distance and λ is the wavelength in metres.

The signal potential difference (p.d.) at the receiver (V_r) when the antenna lies in a given field strength, properly polarised and orientated correctly matched to the feeder and receiver is given by: $(\lambda G_a A_f E)/2\pi$. Where G_a is the gain of the antenna and A_f is the attenuation of the feeder (both in direct ratios - not in decibels), E is the field strength in V/m and π is 3.14.

Several expressions relate to the horizon distance, but that from which the others are derived is: $\sqrt{(2r_e h)}$. Where r_e is the radius of the earth (6 357 245.5m) and h the height in metres. Another is $3.57(\sqrt{h_t}) + \sqrt{h_r}$, where h_t and h_r are in metres and the distance between them is in kilometres. This is the path distance AB in Fig. 2a. A simple one to remember is $\sqrt{(1.5h)}$ where the distance is in miles and the height is in feet.

The basic radio horizon distance (b) in Fig. 2 is the product of the geometric distance and 1.15, which takes account of the tropospheric refraction. This is contained in $\sqrt{(2h)}$ where, again, distance is in miles and height is in feet.

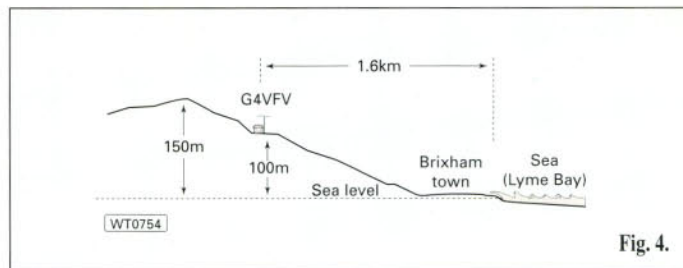


Fig. 4.

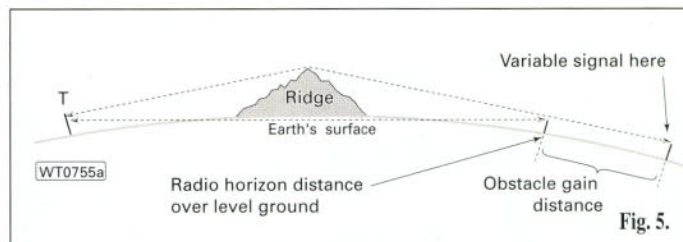


Fig. 5.

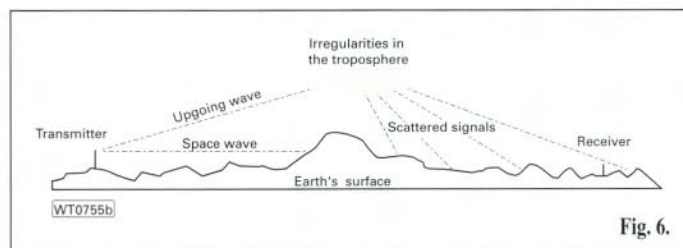


Fig. 6.

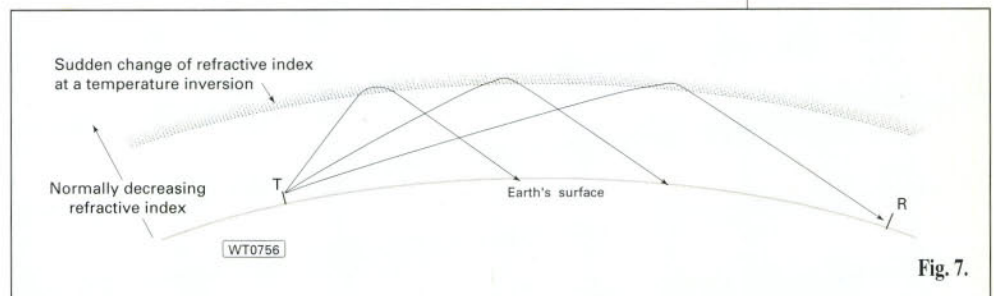


Fig. 7.

there will be to mask it! This is why Morse, which can operate within a few tens of Hz bandwidth is better than 'phone.

Sometimes, there's a tendency for long distance paths to 'twist' the signals...causing the polarisation to change. So, having an antenna with switched vertical/horizontal polarisation can prove this point, but to save switching circular polarisation can prove useful and reduce fading caused by polarisation changes.

Long distance v.h.f./u.h.f. working is a very interesting aspect of our hobby and often provides a great challenge. And like our weather...you really don't know what's going to happen day-to-day...that's why it's such an enjoyable aspect of our hobby!

Fig. 4: Position of G4VFX's QTH in Brixham, overlooking Torbay where experimental roof-space antennas are employed and enhancement is provided in a north easterly direction by the backing rising ground.

Fig. 5: A single ridge in the signal path can sometimes enhance the signal field at the receiving point by reducing the destructive effect of the ground reflected wave.

Fig. 6: Irregularity in the refractive index of the troposphere can result in scattering of the direct wave and propagate v.h.f./u.h.f. signals over a greater than normal range.

Fig. 7: At the boundary of a temperature inversion effect in the troposphere v.h.f./u.h.f. signals are reflected back to earth over greater than normal distances. Fading occurs owing to the subtraction and addition of other reflections with phase changes.

PW

To order any of the titles mentioned on these two pages please use the Or



BOOKS FOR

This month we've selected a variety of titles to suit all aspects of the radio hobby, that you may like to consider as Christmas presents for a fellow radio amateur or indeed as a treat for yourself. All prices quoted this month include the postage (UK readers only, overseas please add £2). So, what are you waiting for? - Order today!

International Air Band Radio Handbook

by David J. Smith

Air band listening offers an exciting and unique insight into the world of aviation which is enjoyed by enthusiasts world-wide and in his book David Smith explains how air traffic control is regulated internationally. There are sections covering each country's control system together with radio frequencies for all the major airports.

This 192-page book also contains details on related subjects such as navigational aids, radio phraseology, flight plans, interception and emergency procedures. The *International Air Band Radio Handbook* can be used in conjunction with the author's other successful publication the *Air Band Radio Handbook* or is equally useful as a stand-alone publication. So, if you're interested in aviation and its intricacies this is one book that should adorn your bookshelf. And at £9.99 it's reasonably priced too.

Joe Carr's Receiving Antenna Handbook

Although this book contains the word receiving in the title, don't be put off as the theory is so well put across that there's something for everyone. There are 13 chapters which take you through from basics to fairly complex mathematics about antennas. The chapters deal with safety and basics of transmission, real world antennas and then transmission lines. Antennas are then dealt with by type groups, quick, dipole and its relatives, longwire and other wire antennas. Vertical antennas, directional types, receiving loop antennas and low frequency antennas are dealt with before a chapter called 'Odds and Ends'. Finally, the last chapter deals with antenna analysers.

All-in-all, *Joe Carr's Receiving Antenna Handbook* is a superb book for anyone interested in antennas as many 'transmitting' antennas are described in detail in this 189-page book. At just £17.50 its affordable too!

Passport To Web Radio

From the publishers of the internationally renowned *Passport to World Band Radio* comes a book to help you find a wealth of world-wide radio stations from a keystroke on your computer keyboard. This book offers an introduction to 'Web Radio', as well as advice on how to get started. Contained within its 143 pages are also many web site addresses, together with brief information on what you can expect to find at the relevant sites. *Passport To Web Radio* costs £14.99.

International AIR BAND RADIO HANDBOOK

the guide to world-wide air traffic control



£9.99

RECEIVING ANTENNA HANDBOOK



£17.50

Passport to Web RADIO

Really Cool Wired
sounds from all

£14.99

To order any of the titles mentioned on these two pages please use the Or

der Form in this issue or telephone Michael or Shelagh on (01202) 659930.

CHRISTMAS



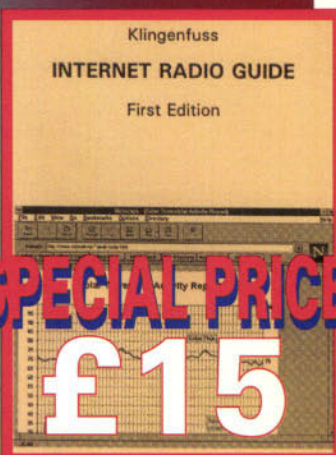
Internet Radio Guide - 1st Edition -

Joerg Klingenfuss

This 488 page paperback book provides a wealth of information that should be of use to any radio enthusiast who has access to the Internet. Samples are given of screen dumps from various home pages, making it easy to see if a site is going to be of interest to you and therefore worth a visit.

As well as a comprehensive section on amateur radio there are sections on aviation, radio equipment, geography, satellites, radio clubs and stations and many many more. This book should prove particular useful when trying to locate specialist information and could save you valuable 'surfing' time on the Web.

The *Internet Radio Guide - 1st Edition* is available for the special price of £15.




SPECIAL PRICE!
£15

Packet: Speed, More Speed and Applications

Compiled by Bob Schetgen KU7G

Published by the American Radio Relay League (ARRL) this A4-sized book is actually a collection of advanced packet methods and activities from other ARRL publications and sources. The book contains information and projects on improving packet speed and what's best for your needs, how packet works on digital satellites and how to set-up a remote packet weather station plus lots more.

So, whether you're already a 'packeteer' or about to join in for the first time *Packet: Speed, More Speed and Applications* will appeal to you. The cost of this publication is just £10.50.



£10.50

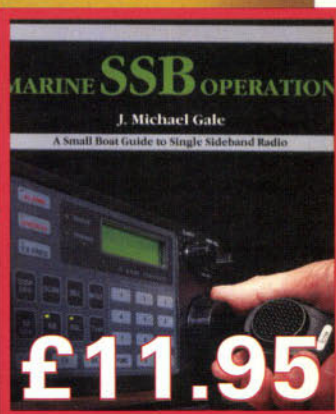
Marine SSB Operation

by Michael Gale

If you've an interest in sailing you will know the importance of ship-to-shore communications. The way to stay in touch is of course by using a single sideband marine radio.

This 96-page book by Michael Gale explains how marine s.s.b. works and how to choose and install the set that's right for you. Chapters include The Radio Spectrum, Short Wave Propagation, The VHF Band and its Relationship with SSB, Distress, Urgency and Safety, Amateur Radio and CB and Satellites. There is also an emphasis on Maritime Mobile Nets.

If you're interested in Marine s.s.b. then this is the book for you and with a price tag of £11.95 it should be well within the reach of many enthusiasts.




£11.95

der Form in this issue or telephone Michael or Shelagh on (01202) 659930.



Radio Receiver Trainer

An Invaluable Learning and Design Tool for all Experimenters



The manual contains complete schematics and theory of operation of all the building blocks. Use this trainer to receive frequencies from 500kHz to 110MHz!

A set of proven alternate building block designs are included in the manual to get you started with your own designs. There is no need to get your complete receiver design working all at once. Build and test each block one at a time.

The Radio Receiver Trainer contains nine receiver building blocks and a comprehensive training manual.

Simply connect the building blocks to build AM, SW, Superhet and Direct Conversion receivers. Decode SSB, CW and FM!. Use proven building blocks to develop and test your own designs.

Pricing: Complete £129.00
Kit £89.00
(Kit excludes case & headphones)

P&P is £5 (UK), £8 (EC), £12 (World)
Add 17.5% Vat to Total Price

Building Blocks: RF Input Tuner
RF Oscillator
Mixer
IF Filter
IF Amplifier
AM Detector
Beat Frequency Oscillator
Audio Filter
Audio Amplifier

Mail Order To: **Pyramid Electronics LTD.**

204 Ferndale Road, Brixton, London SW9 8AG

Phone (0171) 738 4044 Fax (0171) 274 7997

(Out of office hours ordering by answering machine)



C.M. HOWES COMMUNICATIONS

www.howes-comms.demon.co.uk

Mail Order to: **Eydon, Daventry, Northants. NN11 3PT**
☎ 01327 260178



DC2000 built in HA22R hardware option

HOWES DC2000 Electronics kit: £22.90

(Extra band module kits: £7.90 each).

HA22R Hardware (case etc., pictured): £18.90

HOWES DC2000

Amateur SSB/CW Receiver Kit - £22.90

The ease of construction combined with excellent performance make this a great project for both the beginner and the experienced operator. Plug-in band modules (one included) give flexible frequency coverage. There is a full range of matching accessories including transmitters, so you can expand your receiver into a transceiver as you build up your station! There have been excellent reviews in many radio magazines, (UK and overseas). Enjoyable to build, great results, and expandable!

"Tune the receiver ... you will be amazed" - RadCom



Multiband SSB Receiver

DXR20. Covers SSB and CW on 20, 40 & 80M bands as standard. Optional extra plug-in band modules available. Can link to TX2000 or AT160 for transceive (by adding LM2000 linking module). Versatile and popular, with great performance!

DXR20 Kit: £39.90. DCS2 "S meter" Kit: £10.90. HA20R hardware pack: £28.90

Enjoy your radio more with great projects from HOWES!

ACCESSORY KITS

ASL5	SSB and CW AF external filter	£15.90	DFD5	Digital Frequency Counter/Readout	£54.90
ASU8	RX Antenna Selector/Attenuator	£27.90	SPA4	Scanner Preamp. 4 to 1300MHz	£15.90
CSL4	Internal SSB & CW Filter for our RXs	£10.50	ST2	Morse Side-tone/Practice Oscillator	£9.80
DCS2	"S Meter" for direct conversion RXs	£10.90	SWB30	SWR/Power Indicator, 30W 1-200MHz	£13.90
CBA2	Counter Buffer (fit to Rx to feed DFD5)	£5.90	XM1	Crystal Calibrator, 8 intervals + ident	£16.90
DFD4	Add-on Digital Readout for superhets	£49.90	(optional hardware packs are available to suit most kits)		

The famous HOWES Active Antenna Kits

AA2. Covers 150kHz to 30MHz. The neat compact answer for those with limited space.
Kit: £8.90 Assembled PCB module: £14.90

AA4. Covers 25 to 1300MHz. Broad-band performance in a neat, compact package.
Kit: £19.90 Assembled PCB modules: £28.90

AB118. Optimised for long distance reception on 118 to 137MHz air-band.
Kit: £18.80 Assembled PCB modules: £27.90

MB156. 156 to 162MHz marine band active antenna system (the brother of AB118!)
Kit: £18.50 Assembled PCB modules: £27.60



QRP transmitter built with TX2000 and HA22R

TRANSMITTERS

AT160 10W AM/DSB/CW 80 & 160M. Kit: £39.90 **HA160R** Hardware for AT160: £22.90
TX2000 5W CW. Plug-in band filter. Kit: £24.90 **HA23R** Hardware for TX2000: £16.90
LM2000 Links the above transmitters to DC2000 or DXR20 for transceive. Kit: £16.30

Please add £4.00 P&P, or £1.50 P&P for electronics kits without hardware.

HOWES KITS contain good quality printed circuit boards with screen printed parts locations, full, clear instructions and all board mounted components. Sales, constructional and technical advice are available by phone during office hours. Please send an SAE for our free catalogue and specific product data sheets, or you can browse this information on our Internet Website (address at top). UK delivery is normally within seven days.

73 from Dave G4KQH, Technical Manager.


The Leicester Amateur Radio Show
Committee invites you to the
**AMATEUR RADIO,
ELECTRONICS &
COMPUTER SHOW**

at the
GRANBY HALLS, LEICESTER
on

**Friday & Saturday
17th & 18th October, 1997**

Friday 10.00am - 6.00pm. Saturday 10.00am - 5.00pm

Admission: Adults £2.00
Concessions for Children and O.A.P.s



- ★ NOW EVEN BIGGER AND BETTER
- ★ MORE THAN A HUNDRED EXHIBITORS
- ★ BRING & BUY

**Enquiries to Geoff Dover
on: 01455 823344**





This year's Leicester Show, which takes place on October 17 & 18th, will be the last one to take place at the Granby Halls in Leicester. However, this is not deterring the exhibitors from offering a vast range of products. This selection of news is just a 'taster' of who and what you will find at the show and if you can't make it to the Granby Halls, it will give you an idea of what you can expect to find on the dealers shelves after the show.

Eastern Communications - E14




Tricia G1ANZ, Tim G4CTT and Denise G8GGZ will be 'manning' the Eastern Stand and will have much to offer the show visitor. Firstly from the Vibroplex stable there will be a range of straight, paddle and iambic keys including the new iambic double key. Next comes the inclusion of 12 new models from the Sigma antenna range which are split into six multi-band trapped dipoles and six multi-band trapped vertical slopers.

Delta Engineering have recently introduced two transceiving band-pass filters for 50 and 144MHz work. These filters will be displayed on the stand as will the new deluxe 25A power supplies which are fully stabilised and protected.

Potential customers will be also able to see established product

lines from the Mosley, Auttek, Icom, Kenwood and Yaesu range, as well as the popular personalised callsign clocks. Eastern Communications normally reside at Cavendish House, Happisburgh, Norfolk NR12 0RU. Tel: (01692) 650077.



The QRP Component Company - S22a

Chris Rees G3TUX who can normally be found at Haslemere, Surrey, Tel: (01428) 661501 will be setting-up his stand to offer a varied range of Morse keys, kits and other QRP equipment. There will also be bargains to be had on end of line kits from manufacturers such as Howes, Wood & Douglas and Oak Hills Research.

In addition to this, Chris will be launching his range of CWare for the Morse enthusiast which includes T-shirts like the one shown here. If you visit Chris's stand he will be happy for you to evaluate any of the keys on sale before you part with your money! So, what are you waiting for - when the doors open head for The QRP Component Company stand.



Yaesu UK - E17

Among the comprehensive range of Yaesu products on display will be the recently introduced VX-1R. This is an ultra-compact dual-band transceiver with wide-band receive coverage.


The VX-1R has a frequency coverage of 76 to 999MHz, with facilities for a.m., f.m. Broadcast, Airband, v.h.f./u.h.f. TV as well as full transmit and receive capability on the 144/440MHz amateur bands. Features include encode and decode facilities for CTCSS and DCS, 290 memory channels in nine banks, Windows PC Programmable software, back-lit Keyboard and I.c.d.

The VX-1R has retail price of £269 and is supplied with a rechargeable Lithium Ion Battery, a.c. Adapter/Rapid Charger, flexible antenna, belt clip and hand strap.

The Yaesu team will be waiting to welcome you and will be happy to give working demonstrations of any of their products. For more information on any of the Yaesu product range contact them on 0181-814 2001.



Waters & Stanton Electronics - S16



The Waters & Stanton stand will, as usual, offer the visitor a wealth of products. Among the new items available will be the Kachina 505 DSP computer controlled h.f. transceiver. This was first seen at the Dayton HamVention earlier this year and will be making its UK debut at Leicester together with a full range of accessories.

Other products will include the SG 2020 QRP h.f. transceiver, which is based on the popular Index

Laboratories rig, and the first production models of two multi-band h.f. beam antennas manufactured by the Cushcraft Corporation.

On offer from the Optoelectronics range will be the new micro DTMF decoder priced at £89.95 and the R11 test receiver which covers 30MHz to 2GHz and is designed to interface with and reaction tune the Scout frequency recorder.

In addition to this Waters & Stanton (who claim to have the largest stand in the Sales Hall) will be displaying new products from ADI, AKD, Ameritron, AOR, Diamond, MFJ, Microset and Watson. All in all the Waters & Stanton stand will have a lot to offer so why not stop and browse, you never know you may find a bargain!

You can contact Waters & Stanton Electronics at 22 Main Road, Hockley, Essex S55 4QS. Tel: (01702) 206835.

Show News

Kenwood Electronics UK Limited - E13

Samples of the new TH-G71E are expected to be on display for the first time at the Leicester show. The TH-G71E is a dual-band hand-held transceiver which has been designed to replace the TH-79E and is built to US Mil standard 810E for water resistance.

Features of the TH-G71E include a maximum of 6W of RF output, 200 memory channels, multiple scan function, built-in CTCSS encoder/decoder and full DTMF remote control. A full range of optional accessories are available and the retail price is expected to be in the region of £269.

In addition to this **Dave Wilkins G5HY** will be on hand to give working demonstrations of any of the Kenwood radios on display. He'll also be delighted to discuss individual requirements and answer your queries.



Wilson Valves - S32a

Jim Fish G4MH will be selling a variety of valves including the Cetron 572B p.a. valve, which he has recently added to his range after securing a deal with an American company. Also on offer will be the 6146W General Electric valve designed to the USA military specification, and the 3-500 ZG valve which is manufactured by Amperex.

If you stop-by the Wilson Valves stand you will be able to pick-up a free list of all the valves that Jim stocks. Enquiries from the trade are also welcomed.

Martin Lynch & Son - S24/25

Martin, Jenny, 'Micro' Henry and the rest of the 'Lynch Mob' are planning to mark the occasion of the last Leicester show to be held at the Granby Halls by going out with a 'bang'. Martin has been exhibiting at the 'Halls' for over 20 years and says that he still gets a 'kick' out of seeing the place heaving with fellow amateurs.

Martin will be offering a range of products from Yaesu, Icom, Alinco, Standard, JRC and Kenwood. In particular, you should look out for the new JRC JST-245 h.f. and 50MHz transceiver together with the Standard C5900D triple-band f.m. transceiver and the new VX-1R from Yaesu.

There will also be a good selection of used equipment and accessories. When not travelling round radio rallies Martin can be found at 141-142 Northfield Avenue, Ealing, London W13 4SB. Tel: 0181-566 1120.

Icom (UK) Ltd - E2

The Icom team will be on hand to 'show off' their full product range from receivers through amateur equipment to accessories. The team will be waiting to welcome you to their stand and to discuss with you the various facilities on offer from the different radios in the Icom range.

There will also be the opportunity to be see demonstrations of exactly what the equipment can do. There may even be news of what we can expect to see emerging from the Icom stables in the near future. So, go along, have a chat and view the Icom range, who knows you may be steered towards making a purchase from one of the many dealers attending the show.

Nevada - S35

The product range on offer from **Mike Devereux** and the Nevada 'team' will include the Alinco DJ-X10 a wide-band receiver, the Outbacker h.f. multi-band mobile antenna. This is designed for use between 3.5 and 28MHz and splits into three 2ft sections for easy transportation as well as a range of Cushcraft antennas.

A new name to the UK amateur market is that of Palstar and Nevada are planning to launch a large number of products with their new trade mark in the next six months. The Leicester show will see the Palstar AT1500 a.t.u. making its debut. The AT1500 uses a 'beefed-up' roller coaster with 10 gauge silver plated wire and features a built-in 4:1 balun and slow motion drive controls.

There will of course be lots more in addition to the products mentioned here. And, we've no doubt that the showroom and warehouse at 189 London Road, North End, Portsmouth, Hants PO2 9AE will be scoured for bargains and special offer items for show visitors.



Lowe Electronics - E16

The **Lowe Electronics** stand will be easy to find, as it's situated in the exhibition hall, right in front of you as you walk in through the main entrance.

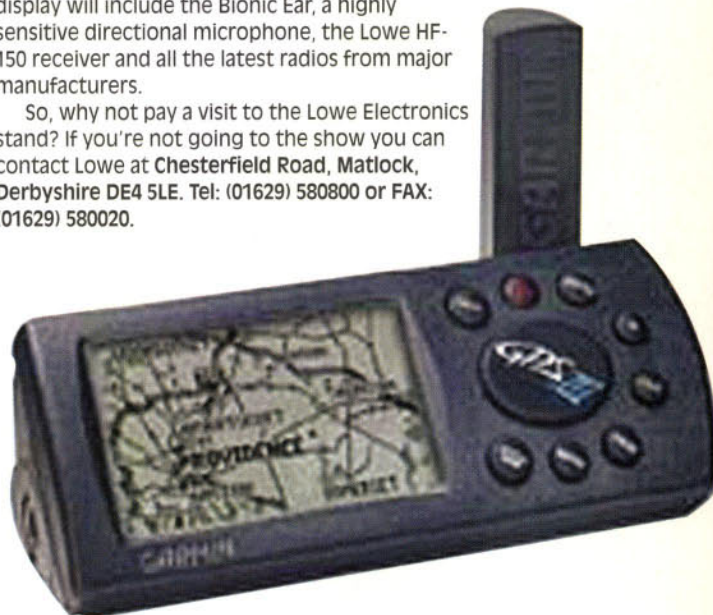
Among the items on show will be several new products.

For GPS enthusiasts, Lowe will be launching the new product from Garmin. The GPS III has a complete moving map database covering all of Europe and North Africa, showing main roads, towns, cities, rivers, railways, coastlines, etc., stored in it.

A high definition screen allows you to pinpoint your position to a few yards anywhere in Europe and provides a complete moving map satellite navigation system in a box which you can be held in one hand.

The Lowe 'team' will also be launching the latest version of RCON, a comprehensive receiver control software programme, and a new version of their ACARS decoding programme, AIRMASTER 2000 which now runs under Windows. Other products on display will include the Bionic Ear, a highly sensitive directional microphone, the Lowe HF-150 receiver and all the latest radios from major manufacturers.

So, why not pay a visit to the Lowe Electronics stand? If you're not going to the show you can contact Lowe at Chesterfield Road, Matlock, Derbyshire DE4 5LE. Tel: (01629) 580800 or FAX: (01629) 580020.





Mr 'Leicester Show'

A Tribute To Frank Elliott G4PDZ 1928-1997

Rob Mannion G3XFD pays tribute to Frank Elliott G4PDZ who over the years became 'Mr Leicester Show' to the many people who came into contact with the gentleman wearing the familiar maroon blazer and relaxed smile.

By the time our November issue is published, many readers will have heard that Frank Elliott G4PDZ died in September. Frank suffered an immediately fatal heart attack on Wednesday 3rd of September, he was 68 years old.

Many Radio Amateurs and other enthusiasts knew Frank from his shop - Elliott Electronics - in Leicester itself, but following the death of his wife and his daughter, Frank closed the shop in recent years so he could concentrate on the his other jobs. And these jobs offered a great deal of variety and in themselves tell of the amazing person behind the relaxed exterior.

Fascinating Life

Frank had led a fascinating life and it was interesting to hear him talk about the various aircraft he flew (totally alone...including Mosquitos and the larger bombers) on delivery to airfields as part of his work as a Pilot with the Air Transport Auxilliary in the Second World War. It's not an aspect of his work he talked about much, neither did he mention much about the 'parascending' (using towed parachutes to go up instead of down!) he and his late wife took up in the 1980s!

Public service was always a part of G4PDZ's life and it turns out he was also a Special Constable in the Leicestershire Force for 19 years. (Perhaps that explains why I never got a parking ticket when I visited the shop!).

Another aspect of his 'public service' was Frank's voluntary work helping a local 'special needs' school catering for disabled children. 'Grandpa Fixit' (as he was known to his 'adopted' grandchildren) assisted the school in many ways and he apparently enjoyed his last job - fitting a new 'clanger' in the school bell!

Associated with the East Midlands as long as he was, many people will be surprised to read that Frank was born in Callington in Cornwall. But he spent most of his adult life making his mark in the Midlands and he was particularly proud of the generations of 'Amateur Radio Family' he produced...namely his son Paul G4MQS and grandson Scott 2E1FJB who continue the link with the hobby.

Esteem & Respect


As a mark of the esteem and respect in which we held Frank G4PDZ, both Dick Ganderton G8VHF, the Editor of *Short Wave Magazine* and I were due to attend the funeral in Leicester on Tuesday 9th September. However, due to an unfortunate accident at home I was unable to be present and in the end Dick represented us both and PW Publishing Ltd.

Right up to the very end of his life Frank was working hard towards the future of the Leicester Show and we were in regular contact. In return, it's my pleasure and duty to write this short tribute in the sure knowledge it's going to be only a small part of the legacy Frank has left for us.

The major part of the G4PDZ legacy is the continuing Leicester Show, his family, his many friends and the new venue we're all looking forward to in 1998. We certainly won't forget 'Mr Leicester Show' in future years.

My best wishes go to Frank's family and his friend and partner Sylvia Grassby. We've all lost someone special but as Frank always quietly insisted...the 'show' in all meanings of the word will go on!

G3XFD



'House of Elliott' - (R-L) Frank G4PDZ, his son Paul G4MQS and grandson Scott 2E1FJB.

looking back

Changing Times, Faces & Places

Looking At Leicester Over The Years

Rob Mannion G3XFD has enjoyed attending the Leicester show over the years and has only missed two events. Rob takes this opportunity to look at the show, the changing faces and the future when the show moves to a new venue and date in September 1998.

Like many other radio enthusiasts I've seen many great changes to the Amateur Radio scene in the past 35 years or so. I attended the very first Leicester Show and saw it firmly establish itself over the years. It was only ill-health that kept me from attending the show in 1987 and 1988.

And looking back...what tremendous changes there have been for us all, the show itself and the hobby! Since the first show my family have grown up, I'm now a Grandfather and have passed from being an armchair reader to the Editor's 'chair' here at *PW*.

In fact, there have been some tremendous changes to the Leicester Show, *PW* and our hobby. For example: in the early days there was very little computer equipment to be seen on offer. And boy oh boy....that's changed nowadays hasn't it?

I remember some of the equipment on show in the mid 1970s at Leicester and I even went back to my (then) Hampshire home carrying a very large (and extremely heavy) parcel. What was in the parcel? - an Eddystone 888A that I bought from an Amateur radio dealer who had not long started in business: The name? - Waters & Stanton of Hockley near Southend!

Over the 26 years of the Leicester Show I've only ever travelled there by train twice (once from the South and once from Scotland) and anyone who has ever owned an Eddystone 888A will tell you...it's not pleasant to carry them very far (especially if you've only got one arm!). But that's just what I did, and after carrying the Eddystone receiver to Leicester station I sat back and slept all the way to London before carrying the receiver across to Waterloo and on to Winchester to what was then my home in Chandler's Ford.

My wife Carol wasn't that impressed with my 'star' purchase and even less with the damage I'd caused by overstraining my arm carrying it home. But you live and learn don't you? I won't get the chance to do it again. (The postscript is that the 888A provided good service and I only sold it in 1996!).

Biggest Change

Personally, I think the biggest change I've witnessed on the Amateur Radio 'scene' is the gradual disappearance of many of the smaller shops and dealers. And although many of the specialised advertisers who appeared regularly in *PW* did not attend the Leicester Show officially...they certainly came along to see and meet their friends.

The smaller business selling radio components, 'bits & pieces' and the surplus dealer is fast disappearing. And although you will meet some at Leicester and rallies, they don't advertise their presence very much at all which is a very great shame (especially if you're a keen 'homebrewer' and can't get to rallies very often!).

In fact, one of the last 'traditional' *PW* advertisers of this type must surely be John Birkett G8OPP, based very close to Lincoln Cathedral in the quaintly named 'Straits'.

I remember that well before the Leicester Show arrived on the scene that John Birkett was selling 28MHz crystals in B7G glass based holders. These kept me busy for a long time and at five shillings each (25p) they provided quick access onto '10' metres, especially as they provide two crystals in one unit. They were old radar crystal units and provided me (and many others) with a great bargain and great fun.



The Yaesu Musen FRG-7, first commonly available in the early 1970s has become a 'classic' of its time. Costing around £200 or so in the 1970s, they created a lot of interest at Leicester and many are still in use.

Bring & Buy

For many years the major attraction at rallies and shows for bargain hunters has been the 'Bring & Buy' stall and the Leicester 'B&B' is very popular - so much so you can't get through the crush at times! And personally speaking I think this aspect of the hobby is all-important. Because without a thriving 'second user' (or 'pre-owned' to borrow a phrase from the 'used car' world) market, the radio hobby would struggle.

Yes, we've got to face facts. Although many of us **do still like** to build projects, there are very few people who don't have some commercially made equipment in the shack. So, while we carry on building and enjoying the hobby, there's nothing wrong in buying a good new or second-hand rig to keep on 'stand-by' or for use purely as an operational station. When the novelty has worn off...it can join the other equipment at the next club or show junk sale.

Over the years I've noted with very great interest at just how busy the 'Bring & Buy' stalls at the major shows can be. They've helped many of us get started and they've also helped us raise cash for the latest import from the Far East. That's how I started and that's the way I intend to finish...although that time is a long way off I hope!

Guessing the future of our hobby is risky but I'm prepared to chance my remaining arm! With rallies and shows like Leicester we have much to enjoy here and in the future. It brings us together, we swap ideas, but & sell and enjoy each other's company, to see what's new and explore the fascinating science we enjoy as a hobby.

Here's to the future of the Leicester Show, our wonderful hobby and the friendships we all share. Let's look forward together to the last show at Granby Halls in 1997 and to the new venue at Donington Park in September 1998 just a short distance up the M1 from Leicester. I hope to see you there!

PW



The Icom IC-2E is often said to have started the 144 and 430MHz 'hand-held' revolution. Many years later transceivers such as the Kenpro KT-44 share many of the features of the original Icom unit including the 'thumbwheel' switch-controlled synthesiser frequency selection and top mounted controls. Still viable, both G1TEX and G3XFD at *PW* use similar transceivers today.



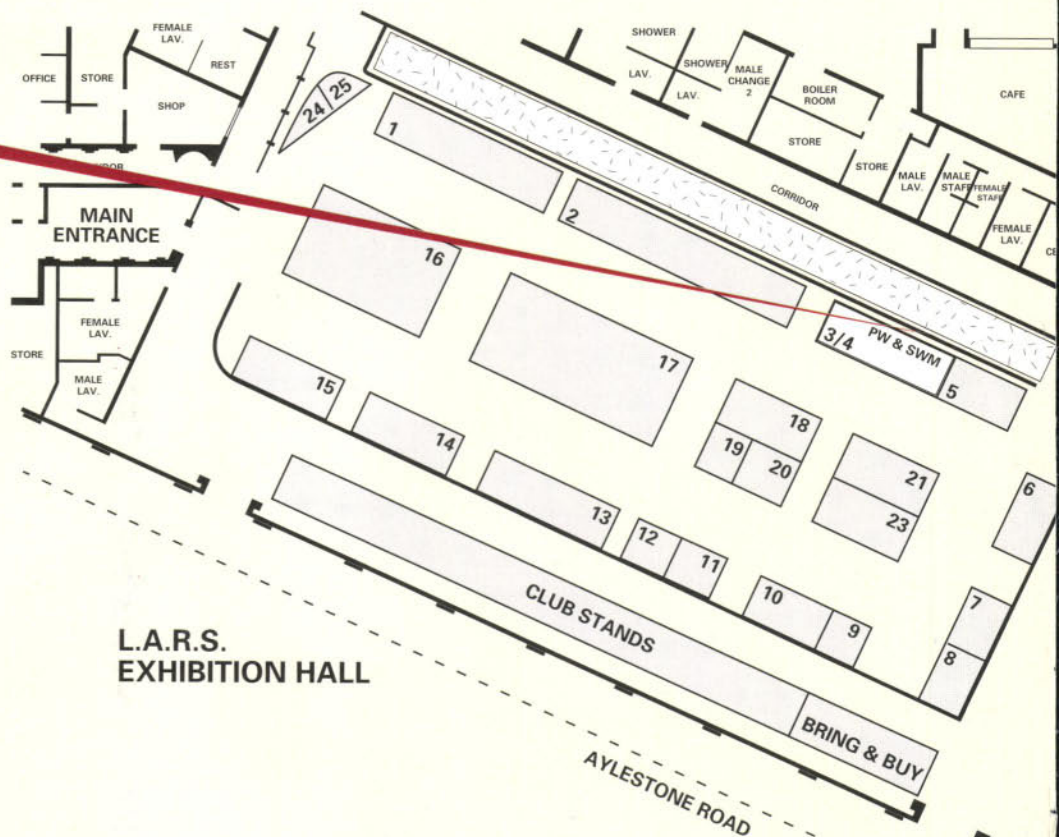
Leicester Amateur

17 & 18th October 1997

Granby Halls, Leicester

Exhibition Hall

- 1 RSGB
- 2 Icom (UK)
- 3/4 **Practical Wireless & Short Wave Magazine**
- 5 Linear Amp UK
- 6 Haydon Communications
- 6a R&D Electronics
- 7 2J Sounds
- 8 *
- 9 Venus Electronics
- 10 AOR (UK) Ltd
- 10a A1 Electronics
- 11 Howes Communications
- 12 Poole Logic
- 13 Trio-Kenwood
- 14 Eastern Communications
- 15 Videoquip
- 16 Lowe Electronics
- 17 Yaesu
- 18 *
- 19 Field Electrics
- 20 R.A. Kent
- 31 Microgenesis
- 22 *
- 23 Rich Electronics
- 24 UBM
- 25 UBM



FORTE Posthouse

Leicester



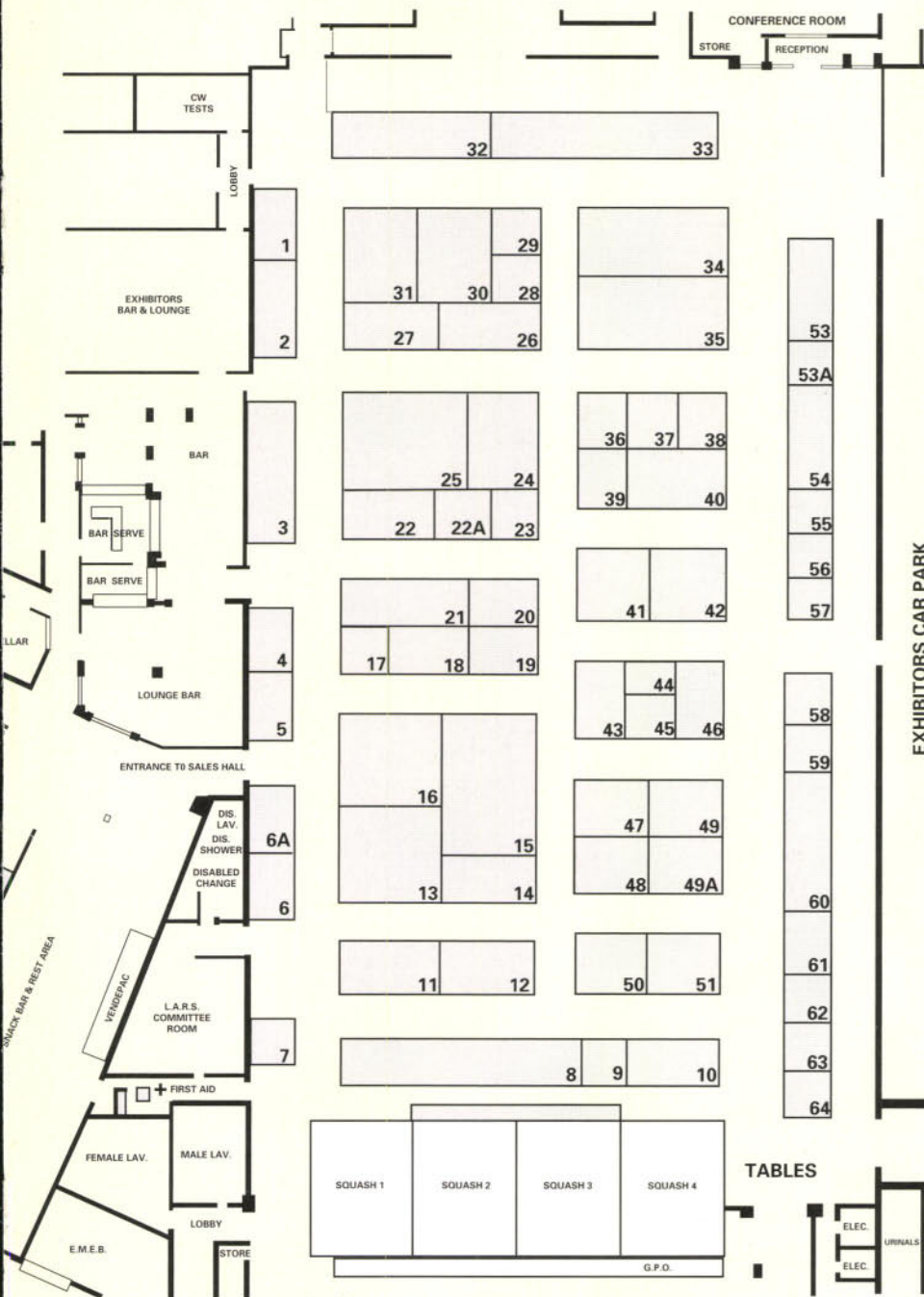
★ 171 En suite bedrooms ★ Large restaurant ★ Lounge and bar ★ Free car parking

The Posthouse offers a great location, close to the motorway network and
only two miles from Granby Halls.

FOR RESERVATIONS CALL **0116-263 0500**

Radio Exhibition 1997

L.A.R.S. SALES HALL



* Stand allocated but not confirmed
All details correct at time of going to press.

Tables

HRP Shareware
T.K. Electronics
T & M Milman
NonutsPRS Marketing
Agile Tools

Sales Hall

- 1/2 Gemini Electronics
- 3 Taurus Electronics
- 4 Harwood Trading
- 5 Amstrutt
- 6 L.M.W. Electronics
- 6a Lake Electronics
- 7 K.M. Publications
- 8 South Midlands Communications
- 9 JPE
- 10 Timestep
- 11 Sandpiper Communications
- 12 Ham Radio Today
- 13 Display Electronics
- 14 Strumtech Engineering
- 15 Combitek
- 16 Waters & Stanton
- 17 Mutek
- 18/19 JMG Electronics
- 20 Office Land
- 21 J.A.B. Electronics
- 22 *
- 22a QRP Components
- 23 H. Morgan Smith
- 24 Martin Lynch
- 25 Martin Lynch
- 26 Barenco
- 27 J. Birkett
- 28/29 R.J. Holderness
- 30 Syon Trading
- 31 Capital Products
- 32 Moonraker
- 32a Wilson Valves
- 33 Mainline Electronics
- 33a Satellite Surplus
- 34 G.S. Electronics
- 35 Nevada
- 36 *
- 37 Microsolve Electronics
- 38 Festival Computing
- 39 G.C. Arnold & Partners
- 40 M&B Radio
- 41 *
- 42 S.G.S. Electronics
- 43 Brial Services
- 44 Coltec Electronics
- 45 *
- 46 A.J. Paddon
- 47 R.A.S. (Nottingham)
- 48 Computer Junk Shop
- 49 Oasis Computers
- 49a Manhattan Computers
- 50 Westlake
- 51 Radiotronics
- 52 Tables
- 53 Mirage Designs
- 53a Strikalite
- 54 Eagle Antenna Co
- 54a *
- 55 S.E.M.
- 56 J & J Associates
- 57 Badger Boards
- 58 RN Electronics
- 59/60 Multicomm 2000
- 61 *
- 61a Belcyber Ltd
- 62 Loutronics
- 63 *
- 64 Bonex



Communications Centre (Photo Acoustics Ltd.)

TWO-WAY RADIO ● AMATEUR RADIO ● AUDIO VISUAL ● SALES & SERVICE

58 High Street, Newport Pagnell, Bucks MK16 8AQ.

Tel: (01908) 610625 FAX: (01908) 216373

(E-Mail: 100304.71@compuserve.com)

Alinco (New low prices)

From 1.8-50MHz



Alinco DX-70T (with CTCSS), 100W HF, 10W 6m, all mode. C/W SX-20C 3.5-30/50-54/130-150SWR/power meter.

£695.00 carr FREE

Alinco DX-70TH, 100W HF, 100W 6m, all mode C/W SX-20C 3.5-30/50-54/130-150 SWR/power meter.

£775.00 carr FREE

PACKAGE 1. Alinco DX-70TH, 100W HF, 100W 6m, c/w 25 amp PSU, VK5JR HF multiband vertical, VC-6 6m V dipole. (5 year warranty on DX-70).

PA price £1261.95

DEPOSIT £150.95, 24 PAYMENTS OF £58.74.

COST OF LOAN, £298.76.

PACKAGE 2. Alinco DX-70TH, 100W HF, 100W 6m, c/w SG-230 Smarttuner ATU, HFM-1 3.5-30MHz mobile antenna and PRO-AM 6m mobile antenna. (5 year warranty on DX-70).

PA price £1250.90

DEPOSIT £150.90, 24 PAYMENTS OF £58.16.

COST OF LOAN, £295.89.

YAESU FT-920 HF Transceiver




The new FT-920 has been released and offers some great features at a great price. 1.8MHz to 54MHz plus wideband receive, 33MPS digital signal processor, digital IF shift, auto notch filter, dual VFOs, 100 memories, band stacking VFO system, break-in CW with electronic keyer, TNC interfacing, digital voice recorder, 13.8V DC operation.

Yaesu FT-920 (5 year warranty), c/w 25 amp PSU & FM board.

PA price £1752.95

DEPOSIT £175.95, 36 PAYMENTS OF £61.87.

COST OF LOAN, £650.32.



P-2512M

25-30 amp power supply with variable volts (3-15). Dual meters (VS + amps) and over voltage protected.

£89.95 carr £10

SAVE £10

IC-706MkII PACKAGE DEALS

IC-706MkII (£1095.00) Carr £10.00

PACKAGE 1. IC-706MkII c/w SG-230 Smarttuner auto ATU, HFM-1 3.5-30MHz mobile antenna. (5 year warranty on IC-706).

PA price £1449.95

DEPOSIT £150.95, 24 PAYMENTS OF £68.68.

COST OF LOAN, £349.32.

PACKAGE 2. IC-706MkII c/w Comet CAHV HF+6m+2m mobile antenna, c/w Icom IC AT-180 Auto ATU. (5 year warranty on IC-706).

PA price £1500.95

DEPOSIT £160.95, 24 PAYMENTS OF £70.85. COST OF LOAN, £360.40.

PACKAGE 3. IC-706MkII c/w 25 amp PSU, VK5JR HF multiband vertical & TSB3608 6/2/70cms base antenna. (5 year warranty on IC-706).

PA price £1500.95

DEPOSIT £160.95, 24 PAYMENTS OF £70.85. COST OF LOAN, £360.40.



SG-230 Smarttuner®

Antenna Coupler SSB, AM, CW & DATA

(SG-230 special offer £299.00)

Carr £10.00

You can't buy a smarter tuner than this. An automatic antenna coupler so intelligent it precisely tunes any length antenna - 8 to 80ft - in the HF band.

The Smarttuner® automatically evaluates and switches 64 input and 32 output capacitance combinations, plus 256 inductance combinations in a "pi" network. The amazing result is over a half-million different ways to ensure a perfect match for your transceiver. And the most intelligent feature of all is that the Smarttuner® remembers the chosen frequency and tuning values, and will automatically reselect those values - in less than 10ms, each time you transmit on that frequency.

The SG-230 Smarttuner®. Buy Smart.



SMARTTUNER
INSIDE

ICOM IC-207H 2m/70cm Mobile



- 2m & 70cm
- 50W/30W
- Detachable head
- Packet 9600 bps ready ● 180

memory channels ● CTCSS & 1750Hz tone.

£389.00

IC-207H Deposit £40, 12 payments of £33.00.

Cost of loan £47.00

ICOM IC-821H



- 2m/70cms base station (5 year warranty) c/w UT-84 CTCSS, AG-25 2m mast head amp, AG-35

70cms mast head amp & 25 amp PSU.

PA price £1823.95. Deposit £190.95, 36 payments of £64.06. Cost of loan £673.16

KENWOOD TM-V7E



- 144 & 430MHz 50/35W ● Dual Rx on same band
- 280 memories
- Detachable front head
- CTCSS & 1750Hz tone

● Large clear display. **£499.00**

TM-V7E Deposit £50, 24 payments of £23.74.

Cost of loan £120.76

KENWOOD TS-570D Setting the standard in performance

KENWOOD

Kenwood TS-570D

(5 year warranty), c/w 25 amp PSU, VK5JR HF multiband vertical, VC-6 6m V dipole.

PA price £1699.00

DEPOSIT £170.00.

36 PAYMENTS OF £59.99.

COST OF LOAN, £630.64.



AUTHORISED AGENTS FOR KENWOOD, ICOM, YAESU & ALINCO. FULL SERVICE FACILITIES AVAILABLE



SPEND UP TO £1,200 INSTANTLY WITH A PHOTO ACOUSTICS LTD. CREDIT CHARGE CARD

PART EXCHANGE WELCOME, ASK FOR KERRY G6IZF, Jon or JANE.

RETAIL SHOWROOM OPEN MON - FRI 9.30 - 5.30, (Thursday 9.30 - 12.30) Saturday 9.30 - 4.30

Goods normally despatched within 24 hours. Please allow 7 banking days for cheque clearance. Prices correct at time of going to press - E&OE



SUBSCRIPTION OFFER!

LEICESTER AMATEUR RADIO SHOW


Friday 17 & Saturday 18th October 1997

Take out a subscription to *Practical Wireless* or *Short Wave Magazine* at this year's Leicester Show and we'll give you **£5 off any book** purchased, from the PWP stand, during the show!

So, why not come along to the PWP Stand, meet the 'team', browse through our selection of books and order that subscription you've been promising yourself?

Subs rates (1 year):

PW	SWM	
£25	£30	(UK)
£30	£35	(Europe 1st Class)
£32	£38	(Rest of World Airmail)
£37	£45	(Rest of World Airmail)



PW Publishing Ltd.

Arrowsmith Court, Station Approach
Broadstone, Dorset BH18 8PW.

Tel: (01202) 659930, FAX: (01202) 659950

WIN!



A Kenwood TH-235 Hand-Held 144MHz Transceiver

Donated by
David Wilkins G5HY of Kenwood
Electronics UK Ltd.

r	r	p	r	y	c	n	e	u	q	e	r	f	e	i	p
x	e	h	c	x	e	y	l	t	h	x	c	g	u	t	b
f	v	r	t	p	d	x	g	r	o	g	r	b	l	b	m
d	i	w	e	e	l	e	c	t	r	o	n	i	c	s	o
e	e	d	r	r	q	g	v	z	e	l	g	b	j	i	d
g	c	o	c	m	u	d	x	b	b	l	w	d	d	d	h
g	s	o	c	h	n	t	f	y	t	h	d	a	f	m	w
u	n	w	w	a	d	h	c	y	l	r	r	m	u	s	i
r	a	n	m	t	m	i	a	a	r	c	p	z	e	n	r
p	r	e	y	q	h	a	c	n	f	g	c	z	p	o	e
q	t	k	o	n	u	i	t	e	d	u	x	o	q	i	l
z	o	l	q	q	t	k	a	e	j	h	n	h	v	t	e
a	e	k	p	c	u	f	k	u	u	o	e	a	z	c	s
i	w	v	a	w	u	g	n	u	p	r	g	l	m	n	s
l	i	r	z	u	l	n	f	h	l	o	p	q	d	u	j
n	p	k	i	d	v	i	b	n	t	d	c	h	e	f	y

Words To Find:

Amateur	Handheld	Radio
Electronics	Kenwood	Rugged
Frequency	Manufacturer	Transceiver
Functions	Practical	Wireless

In *Practical Wireless* June 1997 (back copies available for £2.30 from the Book Store)
Richard Newton GORSN

reviewed the TH-235 from the Kenwood stables and found it to be a "Hard Hitting Practical Radio". If you liked the sound of this 'back-to-basics', rugged and well manufactured radio, here's your chance to win one!

All you have to do is find the words hidden in the wordsearch and then send your entry to **Kenwood Competition, Practical Wireless, PW Publishing Ltd., Arrowsmith Court, Station Approach, Broadstone, Dorset BH18 8PW**. Editor's decision on the winner is final and no correspondence will be entered into. Please do not include other correspondence in with your entry (photocopies are acceptable).

Name

Callsign

Address

Postcode

☐ If you do not wish to receive future mailings as a result of entering this competition please indicate here.

Entries to reach us by **Friday 28 November 1997**.



MAIL ORDER

0181-951 5781/2

132 High St. Edgware, Middx HA8 7EL



GET THE ACCESSORY CATALOGUE

Send £1 in stamps to receive your copy.

Full with masts, brackets, aerials and accessories. EVERYTHING NEEDED FOR THE RADIO AMATEUR.

SERENE BASE ANTENNAS

£10 postage

TSB-3301 GF	144/70, 6.5/9dB (3m)	£69.95
TSB-3302 GF	144/70, 4.5/7.2dB (1.7m)	£54.95
TSB-3303 GF	144/70, 3/6dB (1.1m)	£39.95
TSB-3315 GF	144/70, 8.5/11dB (5.4m)	£149.95
TSB-3608 GF	50/144/70, 2.15/6.2/8.4dBi gain	£89.95

ACCESSORIES

P&P £2.50 on the following

TSA-6001N	Duplexer (+Coax) 2/70 (N/N259)	£24.95
TSA-6003	Duplexer (Coax) 2/70 (PL/259's)	£19.95
CFX-514	Triplexer (6/2/70) (Coax)	£56.95

MOBILE ANTENNAS P&P £5

DB-7900

2m + 70cm supergainer 5/7.6dB gain. The best dual band antenna on the market. Length: 1.58m. Power: 150W.
PL-259 connection.

£29.95

ACCESSORIES

P&P £2.50 on the following

MT-1301	H/Duty Mag Mint + Coax	Top Quality £24.95
MT-3302	H/Duty Hatch/Trunk Mnt	Top Quality £24.95
CF-BPF2	2m band pass filter	£49.95
CF-BPF6	6m band pass filter	£42.95

Q-TEK ANTENNAS (Del £8)

NEW HF MOBILE WHIPS (PL-259)

Easy to mount HF mobile whips ready to go with PL-259 fitting.

PL-80	80m whip (approx 1.5m long)	£21.95
PL-40	40m whip (approx 1.5m long)	£19.95
PL-20	20m whip (approx 1.5m long)	£19.95
PL-6m	6m whip (approx 1.2m long)	£16.95

Q-TEK ZL SPECIALS

2m	5ele (boom 45"/9dBd)	£36.00
2m	7ele (boom 60"/11dBd)	£45.00
2m	12ele (boom 126"/13.8dBd)	£69.00
70cm	7ele (boom 28"/11dBd)	£24.00
70cm	12ele (boom 48"/13.8dBd)	£44.00

Q-TEK YAGIS FOR 2/4/6m + 70cm

2m	5ele (boom 63"/9dBd)	£36.00
2m	8ele (boom 125"/11dBd)	£46.00
2m	11ele (boom 186"/12.7dBd)	£65.00
2m	5ele crossed (boom 64"/9dBd)	£69.00
2m	8ele crossed (boom 126"/11dBd)	£85.00
4m	3ele (boom 45"/7dBd)	£39.00
4m	5ele (boom 128"/9dBd)	£59.00
6m	3ele (boom 72"/7dBd)	£49.00
6m	5ele (boom 142"/9dBd)	£69.00
70cm	13ele (boom 76"/12dBd)	£36.00
70cm	13ele crossed (boom 83"/12dBd)	£55.00

Q-TEK HB9-CV

70cm	HB9CV (boom 12")	£16.95
2mtr	HB9CV (boom 20")	£19.95
4mtr	HB9CV (boom 22.5")	£29.00
6mtr	HB9CV (boom 32.5")	£36.00
10mtr	HB9CV (boom 52")	£65.00

Practical Wireless, November 1997



NISSEI METERS NEW LOW PRICE

Nissei are now one of the largest international manufacturers of SWR meters.

Their meters are also sold under separate brand names at far higher prices.
Buy direct with the manufacturers name on it and save pounds.

RS-102	1.8-150MHz (200W)	£59.95	p&p £5
RS-402	125-525MHz (200W)	£59.95	p&p £5
RS-101	1.8-60MHz (3kW)	£79.95	p&p £5
RS-502	1.8-525MHz (200W)	£99.95	p&p £5
TSA6601	144/430MHz Pocket PWR/SWR Meter (60W)	£34.95	p&p £1

DL-60	★ Dummy load ★ DC-500MHz ★ 60W max
★ PL-259 fitting	£16.99 P&P £1

THE IDEAL SHACK ACCESSORY

COAX SWITCHES (P&P £2.00)

CX-401	4 way (SO-239)	£44.95
CX-401 'N'	4 way (N TYPE)	£49.95
CX-201	2 way (SO-239)	£18.95
CX-201 'N'	2 way (N-type)	£24.95



DELUXE G5RVs

Multi-stranded plastic coated heavy duty antenna wire. All parts reusable. Stainless steel and galvanised fittings. Full size - 102ft.

Only £39.95

Half size 51ft. Only £29.95 Carriage £6.00.

NEW Q-TEK INDUCTORS

80mtr inductors. Add them to your 1/2 size G5RV and convert it to a full size.
(New length only 69 feet total).

£22.95 P&P £2

CAROLINA WINDOM (CARR £10)

A superb ready to go antenna that does not require an ATU at its resonant frequency. 1/2" or end fed for ease of use.

Carolina Windom	80-10m (132ft long)	£88.95
Carolina Windom '2'	40-10m (66ft long)	£84.95

COPPER WIRE (ALL 50MTR ROLLS)

Enamelled	£9.95	P&P £5
Hard drawn	£12.00	P&P £5
Multi-Stranded (Grey PVC)	£8.00	P&P £5
Extra H/duty (Clear coated)	£20.00	P&P £5
Flexweave (H/duty)	£30.00	P&P £5
Flexweave H/duty (20 mtrs)	£12.00	P&P £5
Flexweave (PVC coated 20 mtrs)	£16.00	P&P £5



MFJ-259

HF digital SWR analyser + 1.8-170MHz counter/resistance meter.

RRP £225.00 P&P £5

NEW Q-TEK WINCHES



A range of fully galvanized all steel construction winches with safety ratchet.
(SEND SAE FOR SPEC SHEET)

STANDARD WINCHES (DIRECT PULL) P&P £8

QW-400	400LB	£21
QW-800	800LB	£27
QW-1000	1000LB	£31
QW-1200	1200LB	£36
QW-1400	1400LB	£45

BRAKE WINCHES P&P £8

QWB-350	350kgf	£110
QWB-500	500kgf	£151
QWB-650	650kgf	£199
QWB-900	900kgf	£221

TELESCOPIC MASTS

5 section telescopic masts. Starting at 2 1/2" in diameter and finishing with a top section of 1 1/4" diameter we offer a 8 metre and a 12 metre version. Each mast is supplied with guy rings and stainless steel pins for locking the sections when erected. The closed height of the 8 metre mast is just 5 feet and the 12 metre version at 10 feet. All sections are extruded aluminium tube with a 16 gauge wall thickness.

8 mtrs £69.95 12 mtrs £99.95

Carriage £10.00.

Guy wire kits	P&P £5
Standard kits	£18.95
Heavy duty kits	£22.95

SECTIONAL MASTS Carriage £8.00

Aluminium mast sets available in 4 x 5 foot sections. Each section is swaged on its end so that they slide into each other. The final section is left plain to allow for a mast cap or pulley assembly. Each mast totals 20 feet in height and is available in the following sizes:

1 1/4" dia	£19.95
1 1/2" dia	£29.95
1 3/4" dia	£36.95
2" dia	£45.95

WALL BRACKETS

6"	Stand off	£6.95	P&P £5
9"	Stand off	£8.95	P&P £5
12"	T&K Brackets	£12.00	P&P £8
18"	T&K Brackets	£18.00	P&P £8
24"	T&K Brackets	£20.00	P&P £8



SP-350V

Be protected this summer! In-line lightning surge protector.

INTRO PRICE £19.99 P&P £1

TEL: 07000 H-A-Y-D-O-N

(4) - (2) - (9) - (3) - (6) - (6)

HF TRANSCEIVERS



YAESU FT-1000MP (AC)
 INTEREST FREE CREDIT AVAILABLE
 OUR PRICE **£2199.00**
 £599 deposit & 10 x £160 APR 0%
 ALSO STOCKED

FT-1000MP (DC) OUR PRICE **£PHONE**
 FT-920 OUR PRICE **£PHONE**
 FT-840 OUR PRICE **£PHONE**

ALINCO DX-70T

100W HF + 10W 6m transceiver

RRP **£695.00**

Interest free credit available.

£95 deposit & 10 x £60 APR 0%

DX-70 TH High power version **£775**

Interest free credit available. £100 deposit 10 x £67.50. APR 0%



KENWOOD TS-570D

100W HF transceiver with DSP

ONLY **£1149.95**



ICOM

IC-706 MkII

UK's best selling HF transceiver with 6m + 2m.

INTEREST FREE CREDIT AVAILABLE ONLY **£1049.00**

£249 deposit & 10 x £80 APR 0%

IC-706 MkI OUR PRICE **£799**

IC-756 OUR PRICE **£PHONE**

HF ACCESSORIES



P-2512 'M'

25-30 amp power supply with variable volts (3-15). Dual meters (Volts + amps). The UK's best selling power supply. Most of our competitors are

selling the 20A versions for the same price.

RRP **£99.95**. OUR PRICE **£89.95**

CE Approved



VECTRONICS VC-300DIP

UK's most popular 300W ATU with built-in dummy load.

SPECIAL OFFER **£139.95**

MFJ-949 Special offer **£139.95**

VHF/UHF HANDHELDS



ALINCO DJ-G5

Dualband handheld transceiver. Includes:- twin band Rx (wideband Rx) - full duplex + band scope and much more.

RRP **£299.95**

Rx available 108-999MHz with gaps

DJ-190 2m handheld **£149**



YAESU FT-50R (UK's No1)

New ultra compact dual band transceiver with wideband Rx (incd...nicad charger). 76-990MHz (AM, FM, FM-N).

RRP **£339**

2 YEAR WARRANTY

SPECIAL OFFER PRICE **£289.00**

ADI AT-400 70cm FM handheld **£149.95**

KH-6 6m handheld **£149.00**



Kenwood TH-235

New 2m handheld with keypad. Includes nicad & charger.

ONLY

£149.95



NB-30W

2M FM handheld amplifier 2-5W input. 30W output (for 5W ip). Turn your handheld into a mobile for under £50

RRP **£49.95** P & P £2

HANDHELD ACCESSORIES



Nissei EP-300T

Over the ear earpiece with lapel mic & PTT. Fits Kenwood, Alinco, Yaesu or Icom

£22.95 P & P £1

(Please specify brand of radio when ordering)

This Ear/Mic comes with an "over the ear" earpiece as EP-300

MS-107 FIST MICROPHONE **£16.95**

T-2602

2m/70cm/23cm (2/3/5.5dB) flexible antenna with wideband receive (14" long BNC).

OUR PRICE **£22.95** P & P £1

DB-770H

High gain 2m + 70cm telescopic antenna with wideband receive.

OUR PRICE **£24.95** P & P £1

VHF/UHF MOBILES



KENWOOD TM-V7E

Best dual bander on the market. NEW LOW PRICE

£499.95



YAESU FT-8100R

2m + 70cm FM mobile transceiver with detachable head. Wideband Rx: 110-550/750-1300MHz. True dual receive. 50W on VHF, 35W on UHF. 9600 packet capability via dedicated rear jack panel. RRP **£499**

SALE PRICE **£449.00**

DC.1 DC lead to fit all mobiles (VHF/UHF) **£9.99**

ALINCO DR-M06T

Get on the new 6m repeaters with this 20W FM mobile



Only **£249.95** All Alinco mobiles in stock



ALINCO DR-430

70cm FM mobile transceiver. 35W.

ONLY **£249.95**

ALL MODE TRANSCEIVERS



YAESU FT-736R

UK's most popular dualband base station with power supply. Buy one

and claim a free 6m module worth £300.

SPECIAL OFFER

£1449.00



ICOM IC-821H

£1395.00



YAESU FT-290RII

2m multimode includes FREE FL-2025 25W matching linear.

RRP **£759**. OUR PRICE **£549.95**

INTEREST FREE CREDIT AVAILABLE

£149.95 deposit. 10 x £40. APR 0%

MAIL ORDER TEL: 0181-951 5781/2

We now accept Lombard Tricity charge cards



Address:- 132 High St. Edgware, Middx HA8 7EL. FAX:- 0181-951 5782

Open Mon-Fri 9.30-5.30pm Sat 9.30-2.00pm. Close to Edgware underground station (Northern line) close to M1, M25, A406.

WEST MIDLANDS BRANCH:- Tel: 01384 481681

Unit 1, Canal View Industrial Estate, Brettel Lane, Brierley Hill, W Mids DY5 3LO

NEXT DAY DELIVERY (UK MAINLAND) £10



YOU'LL NEVER FORGET OUR NEW NUMBER: IF YOU HAVE AN ALPHA-NUMERIC PHONE - WHY NOT TRY IT? DIAL: 07000 - THEN H-A-Y-D-O-N (429366)

SCANNERS



YUPITERU MVT-9000

The ultimate handheld scanner on the market. Covers 530kHz-2039MHz (all mode). Out performs any other handheld on the market. RRP £469.95.

OUR PRICE **£385.00**

Soft case for MVT-9000.....OUR PRICE **£19.99**



YUPITERU MVT-7100EX (UK)

100kHz-1650MHz. Wideband scanner with SSB. RRP £349.95

OUR PRICE **£225.00**

Soft case for MVT-7100EX.....OUR PRICE **£19.99**



AR-8000

Wideband handheld scanner covers 500kHz-1900MHz (all mode).

SPECIAL OFFER

£295.00



AX-400 MkII

The smallest handheld scanner in the world. Covers 500kHz - 1300MHz. AM, FM and WFM.

OUR PRICE **£229.95**
FREE DELIVERY

HANDHELD ACCESSORIES



QS-200

Mounts on the air vent grille on a car dashboard to allow easy and safe operation of most handhelds.

£9.95 P&P £2



EP-300

Deluxe over the ear earpiece.

£9.95 + P&P £1



SCANMASTER SP-55

Boost reception of your scanner with this pre-amp. 25-1500MHz, variable gain, band pass filters.

RRP **£69.95** P&P £3.50



POLICE STYLE HOLSTER HHC-2

Matches all hand holds. Can be worn on the belt or attached to the quick release body holster.

£19.95 +P&P £1

COMMUNICATION RECEIVERS



AOR AR-5000

Award winning wide band communication receiver. Covers 10kHz-2600MHz (all mode)

SALE PRICE **£1399.95**



ICOM-IC8500

Wideband receiver covers 100kHz-2GHz. (All mode).

OUR PRICE **£PHONE**



AOR AR-3000A

This highly acclaimed receiver has set its own place in today's demanding market. Your listening

horizons are truly extended by its Rx range of 100kHz to over 2GHz, and high level performance is achieved by its electronically switched 15 band pass filter system.

RRP £950 SALE PRICE **£695.00**



BEARCAT BC-9000XLT

An amazing receiver with coverage from 25-1300MHz. 500 memories give ample storage along with auto store, selectable mode, turbo scan (100 channels per sec) alpha numeric facility and much more. RRP £329.

SALE PRICE **£259.00**

DIGITAL AUDIO FILTERS

MFJ-784B



Fully featured DSP filter that will work with any transceiver or receiver.

OUR PRICE **£225.00**

DSP-599ZX RRP £369.....OUR PRICE **£325.00**

A SMALL SELECTION OF OUR WIDE RANGE OF SECONDHAND

IC-736	As new	£999.95
IC-740	VGC.....	£469.95
TS-450SAT	VGC.....	£725.00
IC-471	70cm base.....	£499.95
FT-840	Ex-demo.....	£599.95
TS-440S	VGC.....	£599.95
VX-70T	As new	£599.95
FT-690RII	VGC.....	£299.95
FT-790R	70cm all mode	£249.95
FT-290R	2m all mode.....	£179.95
P-2512M	PSU	£59.95
VJ-G5	Dualband h/held as new.....	£259.95

OPTOELECTRONICS



TECHTOYZ

MICRO COUNTER

Optoelectronics are ready to pioneer the market by proudly introducing the latest in technology for frequency counter, the Techtoyz Micro counter. It is the smallest frequency counter in the world with a frequency coverage of 10MHz-1.2GHz. The AA alkaline battery which powers the counter acts as the antenna, so no external antenna is needed.

INTRO PRICE **£89.95**



OPTO SCOUT 3.1-Mk2

Latest mini frequency finder from Optoelectronics. It will capture and memorise up to 400 frequencies that can be recalled directly into the AR-8000. Supplied with ant, nicads and fast charger. RRP £299.

SALE PRICE **£349.95**

Opto Cub.....Our price **£99.95**
Opto Explorer.....Our price **£795.95**
Opto Lynx.....Our price **£129.95**
Micro DTMF decoder.....Our price **£89.95**

S.W. RECEIVERS



AOR AR-7030

Brilliant new all mode short wave receiver with synchronous AM + remote control. RRP £799.

SALE PRICE **£695.00**



YAESU FRG-100

UK's best selling SW receiver. It outperforms any other receiver below £600.

OUR PRICE **£449.00**



TARGET HF-3

Communication receiver covers 30kHz-30MHz. Complete with power supply and long wire aerial.

RRP **£159.95**

ORDER YOURS TODAY AND CLAIM FREE P&P.



SONY SW-100E

Award winning miniature portable SW receiver. Its performance is brilliant for its size. The best shortwave receiver for under £250.

RRP £220 SALE PRICE **£149.95**

SANGEAN

ATS-818

Award winning portable SW receiver. (All mode 0-30MHz)

RRP £169.95.

OUR PRICE **£139.00**

Roberts R-681.....OUR PRICE **£169.95**





Picketts Lock '97

**LARCCR
TAKE 2**

**Saturday
November 15th
& Sunday
November 16th**
10am - 5pm
each day

Venue:
Lee Valley
Leisure Centre,
Picketts Lock Lane
Edmonton
London
N9 0AS

Admission:
Adults
£2.50

Pensioners
£1.50

Under 14's
£1.50

For the latest list of exhibitors,
detailed directions on how to
get there, etc. visit our website
www.radiosport.co.uk

By car on the A1055.
Follow the signs from
junction 25 of the M25.

Free parking for all

By public transport:
bus W8 from
Edmonton Green
B. R. station

**Now
with the
major
Japanese
importers!**

Last year
RadioSport
introduced their
all-new LONDON
AMATEUR RADIO &
COMPUTER CHRISTMAS RALLY, a
traditionally styled event with
bargains galore.

This year, by popular demand,
the event is being expanded to
two days.

With around 100 exhibitors, special interest
groups, a huge Bring & Buy
stand disabled facilities, bars and restaurants,
it's the event with something to interest every
radio and computing enthusiast.

What's more, you could bring the family and leave them at
the 12 screen cinema while you look around.

As those of you who have been to Picketts Lock before
know, there's something about the events which take place
here that just feels good.

If you're only going to visit one rally this Christmas, make
sure it's this one.

RadioSport Ltd, 126 Mount Pleasant Lane, Bricket Wood, Herts AL2 3XD

TEL: 01923 893929 FAX: 01923 678770

Presented in association with Southgate Amateur Radio Club

antennas in action

NEWS & PRODUCTS ■ QUESTIONS & ANSWERS ■ ANTENNA WORKSHOP ■ REVIEWS ■

New Distributors

Cushcraft antennas of the USA have appointed Nevada Communications as a distributor of the Cushcraft range of antennas. To show the quality of the Cushcraft range here are two high performance h.f. beams in the guise of the X7, a seven element beam, and the X9 a nine element beam.

Both the X7 and X9 antennas are designed to withstand winds in excess of 100 miles an hour (160kph) but, in spite of the ruggedness they have trapless driven elements and, have been computer optimised to give maximum gain with a clean radiation pattern at high powers. For more details of these antennas, or any other in the Cushcraft range, send an s.a.e. to Nevada Communications, 189 London Road, North End, Portsmouth, Hants PO2 9AE. Tel: (01705) 662145, FAX: (01705) 690626.

B&W At Syon

The excellent range of Barker & Williams antennas are now being stocked by Syon Trading of Leatherhead. End-fed 'Vees', dipoles, both trapped and folded, baluns and coaxial switches with power handling capabilities up to 2kW are available. A window, or portable antenna, (the AP-10) would make an ideal travelling companion and Syon Trading have donated one of these for one lucky reader to win (see the questionnaire on page 64 of this issue). For details of the complete range of B&W products contact Syon Trading at 16 The Ridgeway, Fetcham, Leatherhead, Surrey KT22 9AZ. Tel: (01372) 372587.

Armstrong's Handful

Armstrong Communications can now supply the entire CHELCOM AERIALS range of h.f., v.h.f., u.h.f. and CB vertical antennas, 2 element h.f. quad antenna. The Chelcom range of verticals are all manufactured from polyurethane coated fibre-glass, stainless steel and heavily chromed brass to withstand the worst of the British weather. If you wish to construct your own then Armstrong can supply the parts too.

Armstrong Communications are provisionally attending the following radio rallies Nov. 9: MARS Birmingham Radio & Computer Rally, Nov. 15/16: London Amateur Radio & Computer Rally, Nov. 23: Bridgend and DARC Radio and Computer Rally, Dec. 14: Verulam ARC Annual Rally.

Contact Armstrong Communications,

Armstrong Communications

44 Armstrong Road, Barnwood, Gloucester GL2 0SJ, England.
Tel: (01452) 531648 or via E-mail at mark@armstrong.demon.co.uk or point your web-browser at http://www.armstrong.demon.co.uk

Haydon's Triple


Haydon Communications can now supply the Comet CFX-514 three-band triplexer to complement the Serene TSB-3608 antenna that was the subject of a special offer on p33 of the September issue of PW. Covering 50, 144 and 430MHz the Serene antenna is the ideal candidate for the Comet CFX-514 Triplexer, allowing a transceiver such as the FT-736 or three separate transceivers to share the same antenna. The Comet CFX-514 would also make an ideal splitter to feed three separate receivers

from one wide-band active antenna.

The Comet CFX-514 triplexer costs £56.95 + P&P from Haydon Communications, 132 High Street, Edgeware, Middlesex HA8 7EL. Tel: 0181-951 5781/2 or 07000-HAYDON.

Mobile Watsons

Designed to suit the latest dual v.h.f./u.h.f. mobile rigs the Watson W7900 antenna is available from Waters & Stanton Electronics. Fitted with a fold over base so, there's no need to dismount the antenna when parking your car in the garage, the antenna boasts 5dB gain on 144MHz and 7.6dB on 430MHz. The W-7900 costs £34.95 +P&P from Waters & Stanton Electronics, Spa House, 22 Main Road, Hockley, Essex SS5 4QS. Tel: (01702) 205843.



welcome to AiA!



Welcome to the final 'Antennas in Action' for 1997, and what a year it has been for me, hard work - but very enjoyable. Now it's time for you to play your part again and win a B&W antenna, the AP-10 windows antenna worth almost £90,

donated by Syon Trading, a one year's subs to PW or a copy of the 18th Edition of The ARRL Antenna Book. See the questionnaire on page 64 of this issue for details of how you can win one of these prizes. Don't forget, to keep your A-i-A successful we need ideas so, please take a little of your precious time to complete and send in the questionnaire.

G1TEX

contents

News & Intro	59
20-to-2 Antenna	60
Perry Mountstevens GOLF	
Tex Topics	62
'Tex' Swann G1TEX	
Questionnaire	64
Antenna Workshop	65
John Heys G3BDQ	
Books Offer	66

8 pages of
antennas

20 to 2 antenna

Many of us are a little stuck for space when it comes to antennas. Often you reach a compromise where you'll have, for example, a 144MHz vertical on the chimney, and for h.f., the best you can do, which usually involves a length of wire as high as possible. This is usually fed via the a.t.u. against the best earth we can manage.

The system works okay, but such a compromise can lose the DX. Often you can hear other stations handing exchanging large signal reports with DX stations that are barely audible to you. It's when we think 'one day I'll get that new QTH and the beam antenna, and then I'll be in business'. The antenna I'm going to describe here may not be as effective as a beam on a tall tower, but it has opened the bands from 14 to 28MHz, allowing me to exchange calls with JA, VK, ZL to name but a few. Using only 100W s.s.b. reports from 55 to 59 have been the most common. The antenna has also cracked a few pile ups!

There's also the added benefit of operation on 144MHz, with a bit of theoretical gain. You've probably seen the type of end-fed half-wave antenna, usually sold for CB users, sold with such names as GP-27 or Silver Rod, and a basic layout is shown in Fig. 1. I know that many radio amateurs use this type of antenna on 28MHz, shortening the tubular aluminium element to tune it within the 28MHz band. If you have space for this type of antenna and an a.t.u., you're in business.

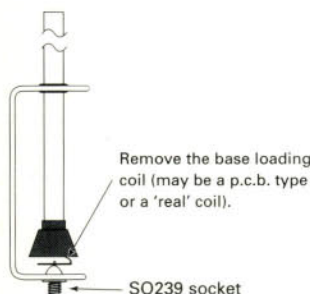


Fig. 2: The base loading coil is usually hidden in the plastic base of the antenna.

Perry Mountstevens G0IFI demonstrates how to make a single band h.f. vertical antenna work on more bands.....including v.h.f.!

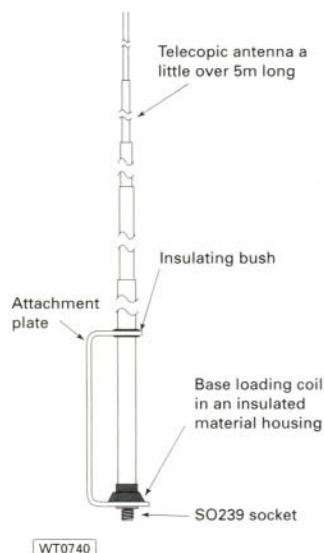


Fig. 1: There are many suitable antennas, designed originally for CB, that are of this general layout.

Here's How

Here's how I achieved it. The antenna I used was sold under the name of GP-27, and it cost me £19 when I purchased it a few years ago from a local CB stockist. When I realised that the telescopic aluminium element was around a $\lambda/4$ on 14MHz, I began to get ideas. I also realised that the length could be adjusted to be an odd multiple of quarter wavelengths on 144MHz so I set to work.

The first job was to get rid of the tuning stub at the base of the antenna, the position of this coil is shown in Fig. 2. On the GP-27 that I had, the plastic shroud covering the tuning stub was secured by nuts and bolts. But I've seen others where the shroud is secured by pop-rivets (if this is the case, you'll have to drill them out and replace with nuts and bolts later). Having removed the nuts and bolts or rivets, you should now find that the shroud will move upwards, exposing the coil stub.

For the purposes of this design, the tuning stub is extraneous so, you'll need to snip that out and simply solder a wire from the centre of the SO239 connector to the connector that is used to connect onto the radiator. When that's done, bolt the plastic shroud back into place. I used some silicon bathroom-type sealant at the base of the shroud to keep moisture out.

You should now have continuity between the centre conductor of the SO239 socket and the radiating element of the antenna. To work more effectively on 144MHz we need some radials for the antenna to work against. I found that 500mm lengths of steel fencing wire worked quite well. I looped each of the four radials around the bolts that secure that plastic insulator to the top of the mounting bracket. I then bent them down at an angle of about 45°. (Have a look at the illustration of Fig. 3 for the general look of the base).

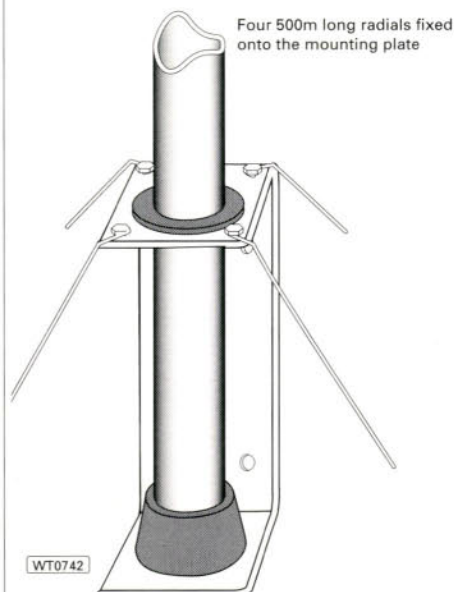


Fig. 3: Radials for 144MHz should be fitted to the top of the support plate.

Now, take a length of 50Ω coaxial cable with a PL259 connector either end. Mount the fully extended antenna on a temporary pole. I found that a short alloy pole about a metre long hammered into the ground worked quite well, but mount the antenna as you can manage. Now you need to find the radiator length that gives the lowest s.w.r. on 144MHz (as shown in Fig. 4).

Connect the antenna to your 144MHz rig via an s.w.r. meter. You'll find there are several points of length adjustment that show a good or reasonable s.w.r. In my case, it came out very well at about 11 quarter wavelengths long (about 5.5m depending on the frequency you chose). This length of radiator suggests an antenna arrangement with a degree of gain and the real plus point was that the s.w.r. reading I had was almost perfect.

One point to remember, if you intend using the antenna on h.f., is that the element ideally shouldn't be less than $\lambda/4$ on 14MHz. Right! At least you should now have a nice, effective and reasonably priced antenna for 144MHz. To use the same antenna on h.f. you will need a counterpoise and a second

length of 50Ω coaxial cable.

The second length of coaxial cable should be the same type and, as near as possible, exactly the same length as the one you already have. Its length of cable is taped alongside the existing one, right along the length. The aim is to make a screened twin 100Ω feeder. This impedance value should be within the range of most a.t.u.s.

At the antenna end, connect the braid of your second run of

Fig. 4: Mounted on a short pole, the antenna may be adjusted to resonance on the 144MHz band. The prototype was a nominal 11 1/4 (about 5.5m) long.

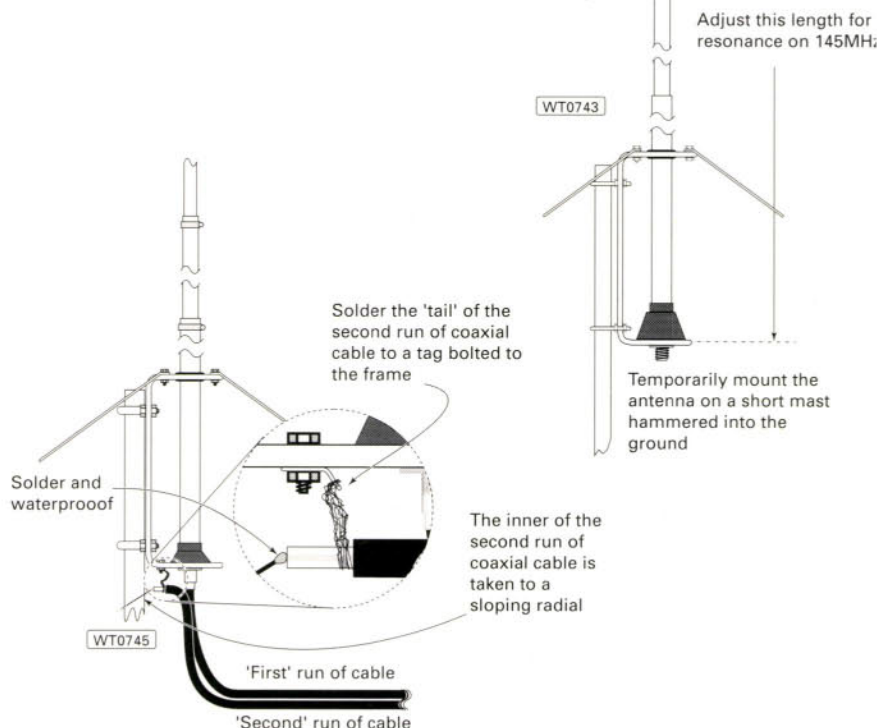


Fig. 5: A little more detail of how the second coaxial cable is attached. The connection within the dotted circle should be completely waterproofed with a bath sealant or similar.

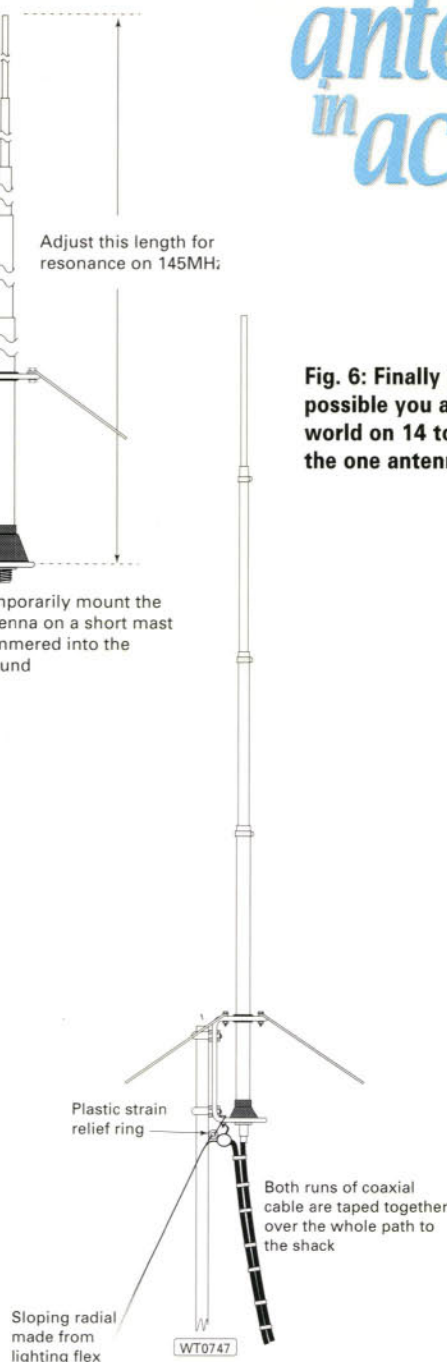
coaxial cable to the bracket of the antenna. I've shown the basic layout of the base of the antenna in Fig. 5 so that you can see how the two sections of coaxial cable are attached to feed the antenna. How you do this is up to you, but remember that if you connect copper (the braid) directly to alloy (the bracket) it will corrode in no time at all. I drilled a small hole in the bracket of mine and connected a large solder-tag with a small nut and bolt, then soldered the braid to the tag.

Next, cut a length of thickish wire (I used lighting flex) to the same length as the vertical element of the antenna. The centre conductor of the second coaxial cable is connected to one end of this. I used this arrangement. Now,

assuming you haven't done so already, you need to get the thing up in the air. My version here is on a four metre alloy pole, secured to the side of the house by brackets.

The counterpoise can be taken out to any available support, but it must be insulated at the far end of course. Take the feeders into the shack, to connect to the a.t.u.. The prototype tuned to unity s.w.r. quite easily on 14, 18, 21, 24 and 28MHz. At this point in the sunspot cycle, activity is low on the bands (21MHz and up), but I tuned up on 14MHz. Imagine my surprise when a W3 station replied to my first CQ call and gave me a 58 report.

Encouraged by the success, I tried a



CQ call on 18MHz, and after two calls, I worked **Neal K1NDF**, in Boston, who told me I had one of the best signals from Europe. On 18MHz there isn't too much competition as many people don't have dedicated beams for this band, but I still felt heartened by a report like that! The next morning I worked VK and ZL on 14MHz, JA on 18 and **WD1Y/MM** (the Greenpeace organisation ship) on 14MHz in the afternoon.

people who can't manage a beam. I realise that there will be some aspects of this idea that won't seem technically correct to some people. But the fact is, it works! And works very well.

So, become a bigger station, without upsetting the neighbours, all for the price of a cheap CB antenna and a couple of hours work. Good luck and CU in the pile up!



Further Reading

On the Antenna Reference Data Chart, which was presented free with the May 1996 issue of *PW* there is information about the various a.t.u.s because you will need one with a balanced output for the h.f. bands. There's also information about how to wire up two types of PL259 plugs to coaxial cable.

In 'Antenna Workshop' in the August 1997 issue of *PW* the article 'Balanced Feeding' by **Peter Brent G4LEG** gives a little more useful information about using two runs of coaxial cable when feeding a balanced antenna.

win..win..

Win yourself a copy of the new *More Out Of Thin Air*. Get writing, the next one we give away may be yours - but without an idea - it can never be yours.

The best idea used in every issue of *Antennas in Action* wins the author a copy of *More Out Of Thin Air*. So get thinking and writing.

Send your ideas and tips to: **Antennas In Action, PW Publishing Ltd., Arrowsmith Court, Station Approach, Broadstone, Dorset BH18 8PW.**



Welcome to this issue of A-i-A. And, as space is a little tight this month - down to business! Back in the March issue of A-i-A we were discussing power splitters and their uses. A little while later a rather heavy parcel arrived on my desk from **Stuart Newsham G7KKC**. Stuart has a rather interesting array of antennas from the former East Germany. They were obviously used for point-to-point communications, but what I found most baffling is that the power splitter feeds a pair of log periodic antennas!

From dimensions given by Stuart, the inner of the leg of the 'T' is some 240mm long, that would indicate a design frequency of about 310MHz. Using the formula for finding the characteristic impedance of coaxial feeder (of $Z_0 = 138 \times \log_{10} (D/d)$, where D/d is the ratio of the diameters of the outer and inner conductors respectively) I came up with a Z_0 figure of about 41.5Ω for the leg. This figure would be about right if it were a power splitter to drive a 35Ω load (two 70Ω antenna loads in parallel) from a 50Ω feeder.

Now I'd always assumed that log periodic antennas were to cover a wide band of frequencies and the median frequency of the antennas is about the 290-320MHz. So what were these systems? As they are painted in drab green - were they of military origin? To modify them for u.h.f. (430MHz) use would take rather a lot of work and may




Fig. 1: Dual log periodic antennas fed from a power splitter/combiner.

Fig. 3: A heavily silvered centre conductor.

LOADING COILS, LOOP ANTENNAS, REQUESTS FOR HELP AND MINI-REVIEWS FEATURE THIS MONTH

tex topics

not be that effective when done though. Can any reader throw a light of what these were used for? I've shown some of the photographs in **Fig.s 1 - 4** so that you can get a good idea of what the system looks like.

Short Verticals

On the subject of the short vertical antennas and the value of the base loading coil needed to bring the antenna to resonance **Walter Farrar G3ESP** says, "...some 35 years ago I had a 'M' antenna for 160m (1.8MHz). Memory tells me it was about eight foot (2.5m) long with a centre loading coil (wound on a solid beechwood cylinder about two inches (50mm) diameter and a circular capacity hat of maybe 15 inches (380mm) diameter. I don't know how I arrived at the coil size, but I believe it must have been 'cut-and-try' But it certainly worked". Walter went on to describe a 'Tavasú' antenna by the 'father and son' team of G3TAV and G8ASU. This antenna was also a mobile antenna that could be made to cover the bands of 3.5, 7, 14 and 21MHz. He suggests that if either of them read *PW* they might like to let the readers know how they calculated the loading coils needed for short antennas.

And on that same subject of short antennas, I've had a message from **Ray Fautley G3ASG**. Ray says that in one of his notebooks (he never throws them out - they contain all the ideas he's collected together) he came across the values shown in **Table 1**. The origin of the table he couldn't quite call to mind but he'd had it a long time and it seemed to work. I've translated the table into a graph in **Fig. 5**, but note there are two scales to be used. On the left is the reactance scale, with capacitive reactance below, and inductive reactance above the zero line. The resistive (or real) part of the

L(λ)	R(Ω)	X(Ω)	L(λ)	R(Ω)	X(Ω)	L(λ)	R(Ω)	X(Ω)
0.01	1.0	-6000	0.21	28	-160	0.41	340	+900
0.02	1.3	-3600	0.22	35	-100	0.42	380	+1000
0.03	1.6	-2500	0.23	37	-75	0.43	470	+1200
0.04	1.8	-1900	0.24	39	-35	0.44	700	+1300
0.05	2.0	-1600	0.25	40	0	0.45	900	+1500
0.06	2.5	-1300	0.26	45	+45	0.46	1200	+1500
0.07	3.0	-1150	0.27	47	+80	0.47	2000	+1200
0.08	3.5	-1000	0.28	50	+125	0.48	2750	+800
0.09	4.0	-950	0.29	65	+170	0.49	3500	+300
0.10	4.5	-900	0.30	70	+200	0.50	4000	0
0.11	5.5	-770	0.31	75	+250	0.51	3500	-150
0.12	6.0	-650	0.32	80	+320	0.52	3000	-250
0.13	8.0	-550	0.33	90	+380	0.53	2000	-700
0.14	9.0	-470	0.34	110	+400	0.54	1300	-1300
0.15	10.0	-400	0.35	130	+450	0.55	850	-1600
0.16	12.0	-340	0.36	150	+475	0.56	700	-1500
0.17	14.0	-290	0.37	180	+600	0.57	400	-1300
0.18	16.0	-250	0.38	200	+700	0.58	300	-1200
0.19	19.0	-220	0.39	250	+750	0.59	200	-900
0.20	20.0	-200	0.40	300	+800	0.60	180	-800

Table 1: Ray Fautley cannot remember where these figures came from, but they do seem to work!

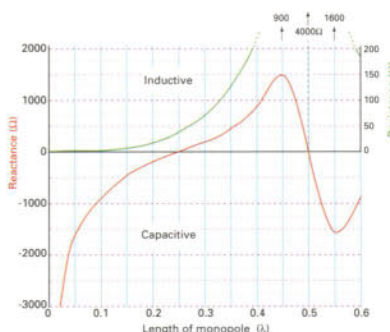


Fig. 5: The figures of Table 1 converted into a graph.

impedance may be read off from the right hand scale

A capacitive (or short) antenna needs a series inductance (loading coil) to bring it (down) to resonance and an inductive (long) antenna needs a series capacitor to bring the antenna (up) onto tune. The reason I say 'up' and 'down' to resonance is that a short antenna is resonant above the desired frequency, and a long antenna is resonant below the desired point. If you need some help about how to use the Table and graph, I'd recommend that you read the article 'Maths - No Real Problem' by Ray Fautley G3ASG, in the October issue of *PW*.

More Correspondence

I've had some more correspondence on the subject of the 'Ewe' antenna, or 'U' as **John Heys G3BDQ** called his version of the WA2WVL 'EWE' in the May 1997 issue of *A-i-A*. In the September 1997 issue of *A-i-A* **Peter Welch G3OFX** suggested using the antenna for transmitting as well ('Tex Topics' pages 28/29). John seems to think that the idea is

basically a non-starter as the efficiency is very low, as he says "The antenna is a non-resonant design - aperiodic and its small dimensions mean that on receive there is a 27dBd loss in signal strength. This 27dBd will in evidence if transmitting which would mean putting 400W in and getting about a watt out".

John went on to say that on the one occasion that he accidentally put 5W of 'Top-band' r.f. into the loop his signal was only just heard some two miles away - a pip squeak in fact! He restated that the 'Ewe' antenna




Fig. 2: The power splitter/combiner is extremely well built.



Fig. 4: Looking into one of the antenna connector points.




Fig. 9: The connectors from three types of 'choc-block' electrical connectors.



antennas in action

about 15%. But, it was more than adequate to set deviation level for the new channel spacing on the 144MHz band.

I could certainly find a place in my shack for this item even in spite of one niggle. I've found that the items from MFJ are innovative but can be improved somewhat. If I had to say what I thought could be improved on the MFJ-244, then it would have to be that changing the small 9V battery is a pain. To gain access to the battery the complete back has to be taken off the unit and, like the MFJ Antenna Analyser, has eight screws. If a replaceable battery must be used, can we (please!) have a single-screw battery compartment! However, this is my only moan, I still think it's another useful addition to the shack!

Sliding Taps

Just recently I've been playing with sliding taps on coils, antennas and feeders. When dealing with aluminium wire and tubing it's just not feasible to solder a lead on when and where you want one. I think I've found at least one answer to this problem. Have a look at the photograph **Fig. 9**. I've shown a variety of connectors. The source of these useful pieces of hardware is the 'choc-block' electrical connectors, that are available to cope with currents from 5-30A and may be used on items up to 5mm diameter.

By soldering the brass blocks together with a short length of brass or copper strip (available from good model shops) you can make an easily adjustable shorting block for tuning lines or tapping points for feeders. If you have differing sizes of conductor to connect together (such as the feed lines on an HB9CV antenna) then two dissimilar connector may be soldered together to do the job. Just one word of warning though - don't be too enthusiastic when clamping to a section of aluminium tubing. If you severely distort the tube wall then there's a good chance that it'll be weakened and then bend out of shape, or even break at this point.

That's it for this month, I've run out of space again so, I'll see you in the January 1998 issue.

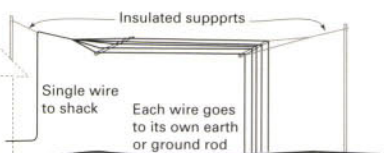


Fig. 6: Can you remember seeing an antenna like this one? See text for more details.

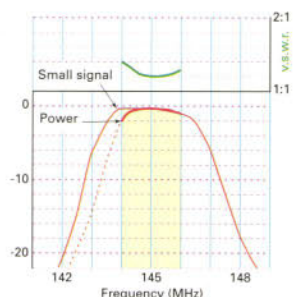


Fig. 7: Out of band rejection and s.w.r. curves for the DC1-145-2H filter.

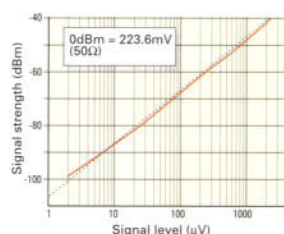


Fig. 8: The linearity and sensitivity of the MJF-224. The actual reading of the unit (red line) compares very well with the calculated value (dotted line).

was a low-noise (also read 'gain' here. Ed.) design to help improve the signal to noise ratio on what can be a very noisy band. John also suggested that a good a.t.u. and a one metre length of brass curtain rod would probably prove to be as good an antenna as far as transmitting is concerned.

Looking For Help

An avowed delta loop fan **Tim Cattle** **G0CWZ** is looking for some help with a design for his garden. Tim says "I have

three 50ft (16m) tall Sycamore trees in the garden which are spaced around 120ft (38m) apart in an almost perfect equilateral triangle. What's more the house is located in the centre of this triangle". Tim goes on to mention the many experiments with vertical and G5RV antennas that all gave good results - but he wants to use a delta loop for use on all h.f. bands. Can any readers help with ideas?

Another reader **Brian Lowe VE3TJE** is looking for an article on a particular antenna system. I've shown a rough idea of what Brian has in mind in **Fig. 6**, but he cannot remember where and when it was published. I'll admit it looks a bit like the WA2WVL 'EWE' antenna and I assume that the return is through the ground and the earth terminal of the rig. Can any other reader help us find the original article, or something like it, for Brian?

My Playings

I've been playing with a few items these last few weeks and I think I've found some excellent ideas for the Christmas wish-list. Yes I know it's a couple of months away, but now's the time to start telling yourself what you'd like. One of the problems we're beset with here in the office is a wide area paging site just a little over 150m away, and this as you might imagine makes life hell when carrying out tests on rigs. The DC1-145-2H four-chamber band-pass filter is a very useful device to have.

I first saw this filter and its 430MHz companion at the Waters & Stanton open day, and I have to say I was very impressed with the 'internals' of the 144MHz version (I haven't seen inside the 430MHz version yet). A helical wound coil just fits inside each chamber, and has just sufficient 'stray' capacitance to resonate on 145MHz. Made in the USA, these filters seem very effective at reducing out-of-band signals both ways. At home I have two p.m.r. base stations not far way. On fitting the filter to my set (admittedly an older one) used for monitoring various f.m. channels, I noted

no more interference from the base stations. So, the DC1-145-2H is at least effective on receive.

Then I did a little work in the labs and ran some tests on the filter. The results are to be found in **Fig. 7**. The DC1-145-2H filter also dramatically reduces any 'sprogies' on your outgoing signal making for a much cleaner less TVI prone signal from your set. A very useful addition to the shack that kills out-of-band signals both ways available from Waters & Stanton.

Also from W&S, but this time from the MFJ line of products, is the MFJ-224 FM Analyser. The name doesn't do it justice because it is really a field strength meter tuning from 144-148MHz, although the unit I had wouldn't tune below 144.1 or above 147.9MHz. With a dynamic range of 60dB, covering -100 to -40dBm (not dBµV as I mentioned in the news last issue of A-i-A). The figure of 0dBm is equivalent to 224mV of r.f. in a 50Ω load so, the range of this unit is from 2.23mV down to a very creditable 2.23µV of r.f. signal at the antenna.

The hand-held MFJ unit can make setting up or testing 144MHz antenna very easy. Using a small crystal oscillator producing one or two milliwatts as a signal source, you can set an antenna up for forward gain or front-to-back ratio very easily. With the MFJ-244 you can in fact create your own 144MHz antenna range. If you're into 'Fox-hunting' on 144MHz then this is an ideal receiver to use, the signal strength may be read off quite quickly. I put the meter through the labs here, the unit was reasonably accurate in terms of signal level, and was quite consistent and linear over the designated range.

The sensitivity results are shown in **Fig. 8** and in real terms it's sensitive enough to use off-air with a reasonable distance between the source and the receiving station. You can also monitor the audio of the received station, and check the deviation level although I found this seemed to under-read somewhat by

**FILL IN THIS QUESTIONNAIRE AND YOU COULD WIN A PRIZE.
PHOTOCOPIES ARE OK, BUT PLEASE SEND THE CORNER FLASH TOO.**

**PLEASE RETURN THE
COMPLETED FORM TO:
AIA QUESTIONNAIRE, FREEPOST,
PW PUBLISHING LTD.,
ARROWSMITH COURT,
STATION APPROACH,
BROADSTONE,
DORSET BH18 8PW**

questionnaire

I've had the pleasure of editing six issues of A-i-A and I've had very good post bags on all subjects - thank you all who have taken the trouble to write in for whatever reason. For those of you who haven't received a personal answer to your question or comment, please accept my apologies. I am interested to know if you find this section of the magazine of interest. Should it be changed? Is it too technical? Should it be less technical? Like a collective 'Mystery tour' the direction we explore is up to you, the reader...because in this case you're the 'drivers'.

Now it's time for you, the majority of readers, to do your part with a chance of a prize. From **Syon Trading**, who are the agents for the excellent Barker And Williams range of antennas, I've been given one of their antennas to give away to a lucky reader. The B&W AP-10 portable antenna is a combination of a strong aluminium frame clamp and a heavy duty telescopic section. To use the antenna, select the separate coil that's also the base loading coil and adjust the length of the counterpoise wire. It's simple and easy and to win this portable antenna all you have to do is to send in your completed questionnaire.

A photocopy of this page is acceptable however, to be in with a chance of winning the B&W portable antenna the corner flash must be returned fixed to the photocopy. I wish you the very best of luck in the draw which will take place **Monday November 24**. So, whoever wins the antenna will have it in time for Christmas. And there will be two runners up in the draw, as the next two completed questionnaires pulled out of the editorial hat will receive either: a one year subscription to *PW* or a copy of the 18th edition of the *ARRL Antenna Handbook*.

Do you think the number of pages in A-i-A is:

Too many ☐ Not enough ☐ About right ☐

Do you think the technical content of A-i-A is:

Too much ☐ Not enough ☐ About right ☐

Do you think the practical content of A-i-A is:

Too much ☐ Not enough ☐ About right ☐

Should there be advertisements within the pages of A-i-A?

Yes ☐ No ☐ Don't mind ☐

Has an article A-i-A been of some direct use to you or do you tend to read articles as a general interest?

Yes ☐ Interest only ☐

If you answered 'Yes', which article?

Do you think the diagrams/photographs used in A-i-A are:

Too many ☐ Not enough ☐ About right ☐
Too big ☐ Too small ☐ Not relevant ☐

If you think the diagrams are 'Not relevant' please give an instance:

As examples of types of articles what are your thoughts about the following articles that have appeared in A-i-A:

	Like	Dislike	Neutral
News & Products	<input type="checkbox"/>	<input type="checkbox"/>	<input type="checkbox"/>
Tex Topics	<input type="checkbox"/>	<input type="checkbox"/>	<input type="checkbox"/>
Postage Stamp Loops	<input type="checkbox"/>	<input type="checkbox"/>	<input type="checkbox"/>
Up The Ladder	<input type="checkbox"/>	<input type="checkbox"/>	<input type="checkbox"/>
A Multi-band Antenna	<input type="checkbox"/>	<input type="checkbox"/>	<input type="checkbox"/>

High As A Kite	<input type="checkbox"/>	<input type="checkbox"/>	<input type="checkbox"/>
Old Antennas never die	<input type="checkbox"/>	<input type="checkbox"/>	<input type="checkbox"/>
G2ATK's Matchbox	<input type="checkbox"/>	<input type="checkbox"/>	<input type="checkbox"/>
20 to 2 antenna	<input type="checkbox"/>	<input type="checkbox"/>	<input type="checkbox"/>

Antenna Workshop

	Like	Dislike	Neutral
January 1997	<input type="checkbox"/>	<input type="checkbox"/>	<input type="checkbox"/>
March 1997	<input type="checkbox"/>	<input type="checkbox"/>	<input type="checkbox"/>
May 1997	<input type="checkbox"/>	<input type="checkbox"/>	<input type="checkbox"/>
July 1997	<input type="checkbox"/>	<input type="checkbox"/>	<input type="checkbox"/>
September 1997	<input type="checkbox"/>	<input type="checkbox"/>	<input type="checkbox"/>
November 1997	<input type="checkbox"/>	<input type="checkbox"/>	<input type="checkbox"/>

In which order do you read articles in A-i-A?

	First	Always	Never
News & Products	<input type="checkbox"/>	<input type="checkbox"/>	<input type="checkbox"/>
Tex Topics	<input type="checkbox"/>	<input type="checkbox"/>	<input type="checkbox"/>
Antenna Workshop	<input type="checkbox"/>	<input type="checkbox"/>	<input type="checkbox"/>
Features	<input type="checkbox"/>	<input type="checkbox"/>	<input type="checkbox"/>

What type of articles do you wish to see in A-i-A?

	Like	Dislike	Neutral
News and products	<input type="checkbox"/>	<input type="checkbox"/>	<input type="checkbox"/>
Tex Topics	<input type="checkbox"/>	<input type="checkbox"/>	<input type="checkbox"/>
Readers tips and tricks	<input type="checkbox"/>	<input type="checkbox"/>	<input type="checkbox"/>
Antenna reviews	<input type="checkbox"/>	<input type="checkbox"/>	<input type="checkbox"/>
Test equipment reviews	<input type="checkbox"/>	<input type="checkbox"/>	<input type="checkbox"/>
Other product reviews	<input type="checkbox"/>	<input type="checkbox"/>	<input type="checkbox"/>
Antenna technical articles	<input type="checkbox"/>	<input type="checkbox"/>	<input type="checkbox"/>
Propagation articles	<input type="checkbox"/>	<input type="checkbox"/>	<input type="checkbox"/>
Antenna Special offers	<input type="checkbox"/>	<input type="checkbox"/>	<input type="checkbox"/>
Book special offers	<input type="checkbox"/>	<input type="checkbox"/>	<input type="checkbox"/>
Equipment special offers	<input type="checkbox"/>	<input type="checkbox"/>	<input type="checkbox"/>
Can you help Forum	<input type="checkbox"/>	<input type="checkbox"/>	<input type="checkbox"/>
Competitions	<input type="checkbox"/>	<input type="checkbox"/>	<input type="checkbox"/>
Other article (please state)	<input type="checkbox"/>	<input type="checkbox"/>	<input type="checkbox"/>

Would you be prepared to write a few paragraphs about your antenna system and how you have improved it.

Yes ☐ No ☐

Name:..... Callsign:.....

Address:

.....
.....
.....
.....
.....
.....

If I win one of the runners up prizes, I would prefer?

	Subscription	ARRL Book	Don't
mind	<input type="checkbox"/>	<input type="checkbox"/>	<input type="checkbox"/>

☐ If you do not wish to receive future mailings as a result of completing this questionnaire please indicate here.

Thank you for taking the time to fill in this questionnaire. 'Tex'

antenna workshop

A couple of years ago I acquired a very basic u.h.f. 430MHz hand-held transceiver which although effective when outdoors with its small 'rubber duck' antenna was not so good inside the house where it proved difficult to access my local repeater. Putting a ground plane vertical antenna up in the loft would have involved yet another length of coaxial cable descending to the shack. I also wished to have reliable communications from other rooms in the house where any kind of wire or tube dipole would most certainly provoke reactions from my XYL.

Some time ago a local amateur showed me a simple flat antenna that he'd devised. Made from kitchen foil and cardboard, it was for his TV set and was essentially a broadband full-wave quad antenna pinned to the wall above his TV set. The antenna worked remarkably well and a memory of this device led me to design and make a small and unobtrusive 'bent dipole' antenna, which when suitably disguised, could grace any room.

A dipole design is smaller than a quad and if made broadband should perform well across the whole 430MHz band. I decided that cardboard was unsuitable as a backing material for the foil radiator for it absorbs and holds considerable moisture. Instead, I plumped for a flat sheet of polystyrene. Other materials such as pvc, acetate, Perspex or even Formica will be suitable. Glass would be an ideal material, but unfortunately it is not easily drilled.

John Heys G3BDQ describes easily-made low cost antennas for the u.h.f. or the v.h.f. band.

A piece of polystyrene that measures 200 x 120mm will be big enough. The dipole antenna is in two 'L' shaped sections and its dimensions are shown in Fig. 1. The radiator is made from aluminium kitchen foil which is cut out to make a pair of 7mm wide quarter wave elements. The outside edge measurement for each quarter-wave section is 166mm. This is correct for resonance at the l.f. band edge. But the inside measurement is 152mm which will be resonant somewhat higher than the upper band edge. Using a flat strip radiator in this way means that the antenna s.w.r. and performance will be about the same, right across the useful section of the u.h.f. band.

Material Method

Kitchen foil is not an easy material to cut to shape, but I hit upon a straightforward method. Using thin card (about the thickness of a postcard), the 'L' shape of one of the quarter-wave

sections was drawn accurately and the shape then cut out. Scissors, or a straight edge and a sharp knife may be

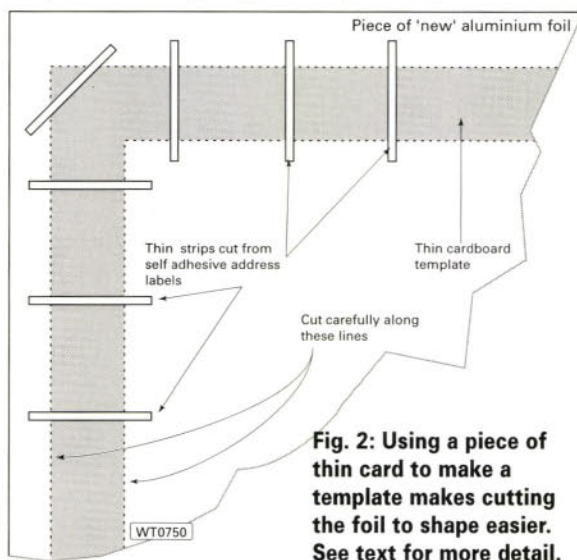


Fig. 2: Using a piece of thin card to make a template makes cutting the foil to shape easier. See text for more detail.

used to do this. Only one piece of card is required for it can be turned over to give its mirror image.

A pristine and flat sheet of kitchen foil is laid flat on a smooth surface and the card template put down onto it. The template must be temporarily fixed to the foil and this is best done by using thin strips of self adhesive address label, Fig. 2, arranged across the card. Nothing sticky comes into contact with the wanted 'L' shaped piece of foil which can then be carefully cut out with sharp scissors. Reverse the template and repeat the procedure for the second quarter wave section.

The two foil elements are then placed in

position on the rectangular plastic backing sheet with a 5mm gap between the two sections. To hold the foil permanently in place, I used clear 'Duck Tape'. This is a strong sticky and waterproof clear tape which adheres firmly to most materials and can be bought in many hardware stores. An older product called 'Sylglass' may also be used if you have some to hand. **DO NOT** use ordinary clear sticky tape.

It soon degenerates into a peeling brown mess.

Now use some 50Ω impedance coaxial cable, I used RG58U, to connect to the two quarter wave sections at the points marked in Fig. 1. A balun is needed if the feeder is more than about three metres long. One can easily be devised by coiling the feeder into a 60mm diameter four turn 'inductor' close to the feed point.

The most tricky operation is in arranging the connections to the coaxial cable. Very careful drilling through the foil and the

plastic backing must be done to allow the use of brass 6BA bolts. Aluminium or brass washers and soldering tags are needed. Do not use steel washers or bolts for corrosion might develop. After soldering the cable to the tags, a good smear of silicon rubber sealant may be applied to the connections. The coaxial cable must be held securely to prevent any strain upon the connections, I've found a couple of holes through the plastic backing to take a nylon tie will hold the cable in place.

Like A Picture

The finished flat antenna assembly can be hung up against a wall like a picture. For general f.m. and repeater work, the dipole centre sections must be vertical. A wall or window facing the wanted stations is best, but the antenna may be moved around to discover a position where the wanted signals are strongest. Upstairs rooms will obviously have an advantage over those nearer the ground but even when located downstairs, the

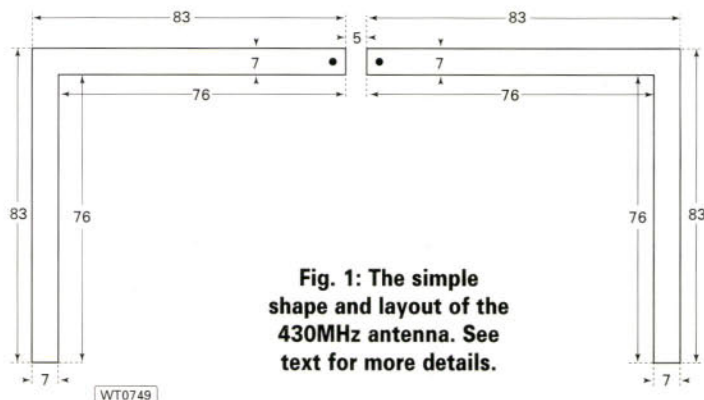


Fig. 1: The simple shape and layout of the 430MHz antenna. See text for more details.

antennas in action

antenna let me work through two repeaters, my local one and another in the next county.

The antenna can be hidden behind a curtain or disguised. If it's mounted in a conventional picture frame (non-metallic), a second thin piece of plastic can go in front of the antenna and onto which a picture could be fixed. You would then have a normal wall picture with a thin(ish) lead coming down from it.

Other Bands

The antenna style I've described can be used for other bands and recently I made a successful 'Hang-on-the-Wall' antenna for the 144MHz band. The legs of each 'L' section were not equal in my design and its measurements were: outer lengths 300mm, inner lengths 185mm, width of elements 15mm (see Fig. 1). It does however, need a large sheet of plastic backing material and (for instance) my own

measures 1000 by 250mm.

When hanging in the shack, the v.h.f. version worked almost as well as my loft mounted quarter wave antenna. Keen short wave listeners could make their own versions of the antenna to cover their favourite frequency bands. The outside length of the foil of each quarter wave section may be deduced from $143/2f$ where f is the lowest frequency (in MHz) to be used.

In general the wider the foil strip the

wider becomes the antenna bandwidth and, if suitably weatherproofed these flat antennas could be used out of doors. But, I must admit that I feel that the more usual rugged tubing designs cannot be beaten for outside work.

That's all I have time for this session. See you all in the next issue of A-i-A.

aa



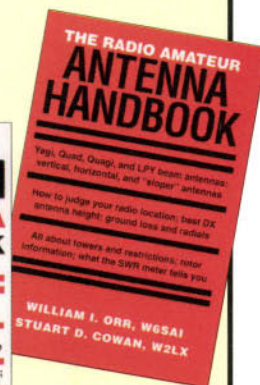

TEZ

■ THE BUYING POWER OF PW's BOOK SERVICE - THE BIGGEST AND BEST IN THE UK - GIVES ME THE OPPORTUNITY TO PROMOTE THIS SUPERB BOOK OFFER!

books bonanza

Our Books department has come up with an offer on a selection of books by William Orr W6SAI and Stuart Cowan W2LX. The books are *The Radio Antenna Handbook*, *Beam Antenna Handbook*, *Simple Low-Cost Wire Antennas* and *Vertical Antennas* are all normally priced at £8.50 +P&P. But take any **two** for **£17** and save the P&P, or take any **three** for **£25** and you save and still don't pay the P&P.

Another book available from the Book Store is the new 18th edition of *The ARRL Antenna Book* priced at **£23.95+£1 P&P**. Many amateurs consider this book to be 'the Bible' of antennas. Organised into 28 sections this thick book covers all aspects of antennas and related topics. Well worth buying! Buy this book and any of the Orr & Cowan books and save all the postage.



Save
££££££s

To get hold of these bargains use the book order form on page 98 of this issue and please Quote AA10 on your order.

The GDP-430 Hand-Held UHF Transceiver *Part 1*

In this, the first part of his article, Geoff Pike G10GDP describes a simple but effective crystal controlled hand-held transceiver for the 430MHz (70cm) u.h.f. band.

By Geoff Pike G10GDP

The project I'm describing evolved because for some time I needed to be able to monitor the local repeater here in Country Antrim while not tying up the main station radio, a FT-790R. I required something else as I use the main rig almost exclusively for s.s.b. work.

My home is 12km or so from the local repeater GB3UL on RB2, and any transceiver idea I came up with didn't need to have spectacular performance with regard to output power and sensitivity. To that end, the final project, the GDP-430, only produces 250mW, and the receiver sensitivity is only -120dBm for -12dB SINAD.

However, in practice, the specifications I've outlined are more than enough for good results. It **would be possible** to increase the output power, but at the expense of a decent output transistor. And receiver sensitivity can be enhanced by the use of a GaAsfet as the first stage r.f. amplifier. However, the design presented here uses something a little less exotic and cheaper.

So, those are the reasons behind the project. Now let's get down to business!

Circuitry & Design

Let's start by looking at the circuitry and design. In the receiver section, **Fig. 1a**, after passing through the antenna change-over relay the signal is presented to a cascaded pre-amplifier consisting of Tr101 and Tr102. Initial selectivity is provided by the tuned circuit of L101/C101.

Both Tr101 and Tr102 use sliding d.c. bias to stabilise their operating point with approximately 5mA collector current in each. This provides an approximate 50Ω input

impedance. This being based on **Wes Hayward W7ZOI's** thumb rule of $R_{in} = (26 \times B) / I_c \text{ mA}$

The figure $B = F_t / F_{op} = 5000 / 432 = 11.5$: where F_t is the unity gain frequency of the transistor from the data chart, and F_{op} is the operating frequency. So, in this case $R_{in} = (26 \times 11.5) / 6 = 50\Omega$.

The noise and gain figures of the BFR90-91 family are at an optimum with 5-10mA collector current, typically being 2dB noise factor (n.f.) and 13-16dB gain at 500MHz. However, I doubt that this arrangement gives even 20dB gain and allowing for 5dB loss in the helical filter, F102 would result in 15dB pre mixer gain.

The mixer I used is a very simple bipolar type, Tr103, chosen for the least local oscillator power requirement. Its overload capability is very poor and impedance mismatch into the helical filter is evident (on paper anyway!) but in practice, the filter will tune quite sharply.

Crystal Or Ceramic

The output of the mixer at 10.7MHz is tuned by T102 and presented to the roofing filter FL103, which can either be a crystal or ceramic type. (The impedance mismatch with the 50kHz ceramic filter not being a problem).

The situation is not ideal, but can of course be corrected with a similar i.f. transformer to transform the impedance from 330 to 2060Ω, which is close enough to the input impedance of the following stage. Finally, the n.b.f.m. detector is provided by an MC3359/ULN3859 integrated circuit, IC101 in **Fig. 1b**.

The i.c. circuitry here follows a conventional layout. However, this version of the MC3357 still has a

poor temperature dependent squelch control. Selectivity is provided by FL101, which is (typically) of 15kHz bandwidth.

The internal non inverting op amp provides a noise squelch system. It extracts the noise when a signal is not present and rectifying it by D101, threshold being set by the squelch pot R115.

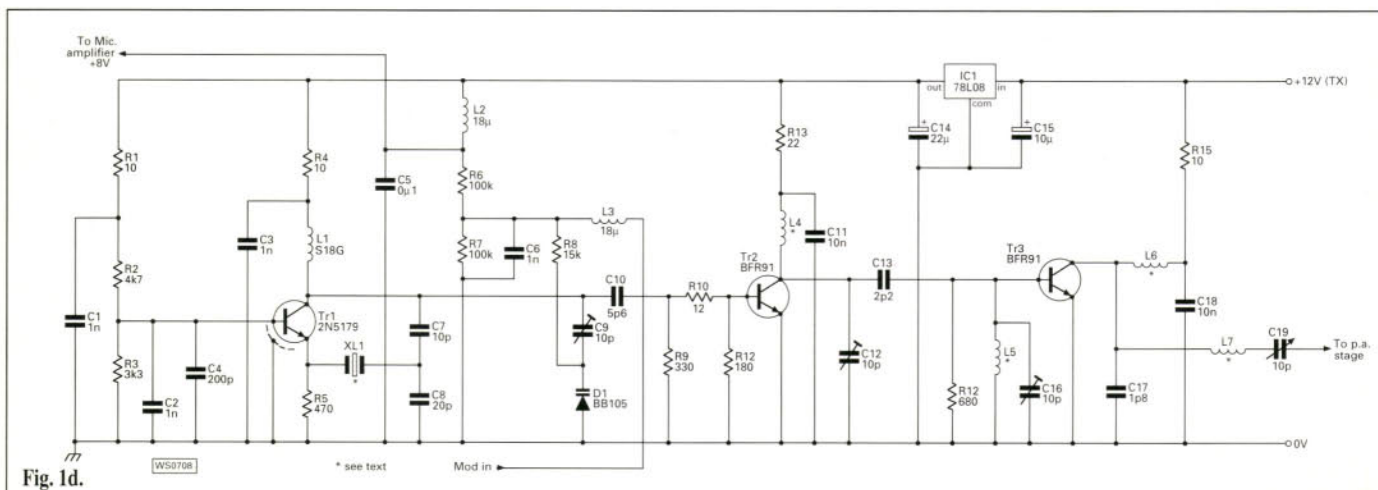
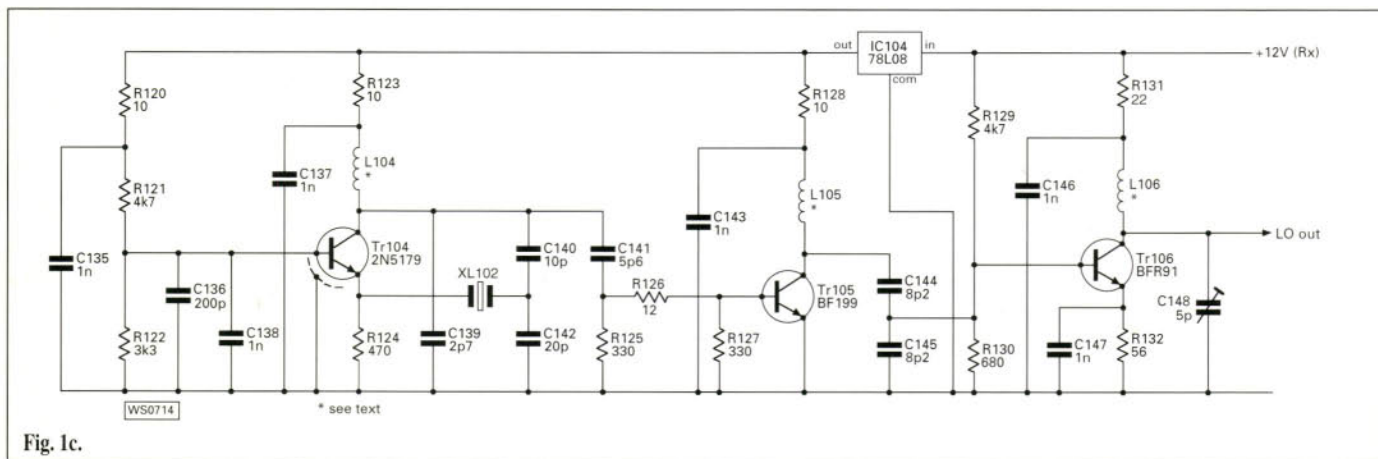
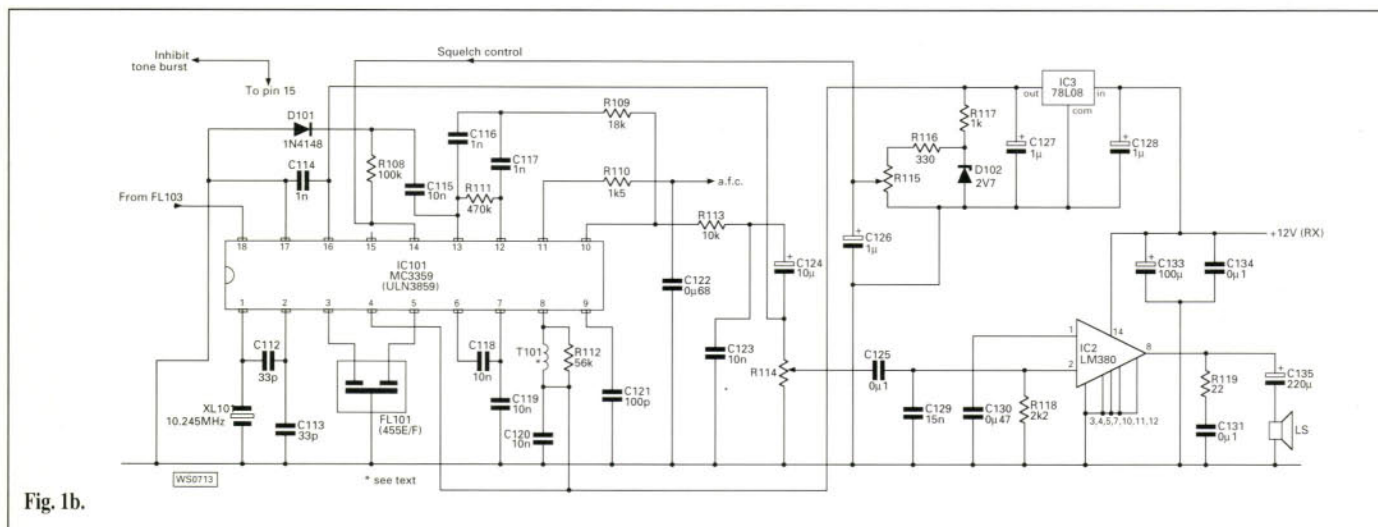
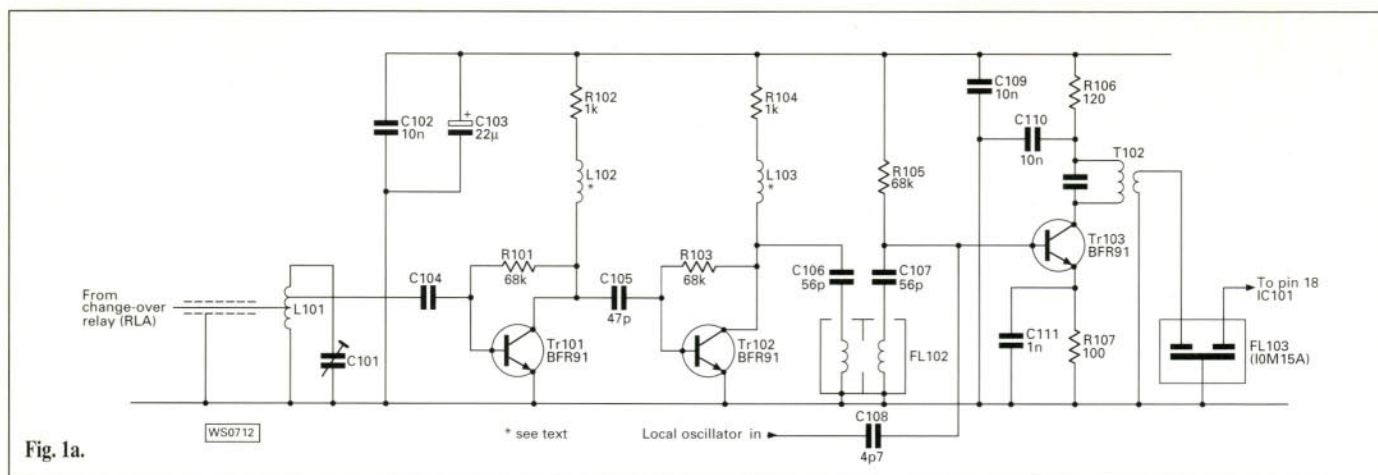
The unit is stable enough not to need automatic frequency control (a.f.c.). But if you wished to incorporate it, you would have to change crystal XL101 to 11.155MHz. This change of oscillator frequency is to correct the a.f.c. 'sense' and to allow correct operation.

Scan control is used to inhibit the auto tone burst when a repeater is opened, thus preventing unnecessary



The GDP-430 Hand-held takes the mystery out of 'black boxes'!





tone bursts. Audio output is provided by an LM380, with extra de-emphasis provided by C28.

Receive Oscillator

The receiver local oscillator (l.o.), Tr104 in Fig. 1c, employs a 2N5179 and is based on a Lane overtone oscillator configuration. The crystal is a third overtone type and its frequency is calculated as follows: $(F_{rx} - 10.7)/6 \text{ MHz}$

Where F_{rx} is the received frequency, and 10.7 is the i.f. used. For example to receive a signal on 433.05MHz: $(433.050 - 10.7)/6 = 70.3917\text{MHz}$

The l.o. output is buffered from the doubler input (Tr105) by a 3dB pad.

Tripling and final output is from the collector of Tr106. This oscillator is well known for not producing maximum output when trimmed onto crystal frequency. (Don't worry...this is not a problem here!).

The oscillator and the doubler are feed from an 78L08 regulator to give a stabilised rail.

Transmitter Section

So, now let's look at the transmitter section in detail starting with the circuit of Fig. 1d. This uses the same oscillator as the receiver, a 3rd overtone Lane configuration. The oscillator is modulated by D1 a varicap diode.

The output signal from this oscillator is passed by a 3dB pad to the doubler formed by Tr2 and then to the tripler Tr3 (this is another BFR91). Both stages are stabilised by an 78L08 regulator. Tuning of the driver chain is accomplished by C12 and C16. Matching to the paralleled transistor p.a. is by capacitor C19.

The output stage, Fig. 1e, has parallel transistors Tr4/5 that are biased for a small standing current in each. They are matched into the helical filter by L9/C24. With current balance enhanced by using separate emitter resistors R18/R20 adjustment of the helical filter will be needed for maximum output power, which is in the order of 250-350mW.

For repeater operation, the tone

burst, produced by the circuit of Fig 1f is provided by a 3.579MHz crystal oscillator Tr12 and divided by 2048 using a MC4020 binary divider.

This circuit produces a tone very close to 1750Hz, the duration being set by R40/C42. Shaping is provided by an R/C network (R41/C43 and R42) and applied to the microphone input.

Microphone Amplifier

The microphone amplifier circuit of Fig. 1g, is formed by Tr6 to Tr8. Deviation control is controlled by the preset R28 and is adjusted for a total of 7-8kHz deviation.

The varicap D1 (in Fig. 1d) has its centre voltage set by R6 and R7. The voltage swing at the collector of Tr8 is 4V peak-to-peak. Moulded chokes L2, L3 (in the modulator circuit) and L10 prevent r.f. feedback from entering into the microphone amplifier.

The microphone amplifier will directly handle moving coil 600Ω dynamic units. However, in the case of speaker/microphones with electret inserts additional circuitry to provide a d.c. biasing supply is needed. This supply is taken care of by R34/35.

The same two resistors R34 and 35 also double as the sensing line of the p.t.t. circuit feeding transistors Tr9 to Tr11. The Darlington pair (Tr9/Tr10) 'sense' the current in a 'swamp' resistor (R34) flowing through the microphone insert (of whatever type).

This sensed current is amplified and used to energise RLA which switches both the antenna to receiver or transmitter and 12V to the relevant module.

Power for both sections is derived from 10 x AA NiCad cells, which nominally produces 12V. This is protected by a 500mA fuse.

So, there it is...a basic and easy-to-build transceiver which can get you on to '70' on a tight budget. It will provide a useful little unit and a great experience in 'home-brewing'.

Next time I'll describe the constructional stages, and provide the component list and the p.c.b. designs. In the meantime...get prepared!

PW

Fig. 1a: Receiver input, front end and mixer circuitry.

Fig. 1b: Main receiver circuitry, based around the MC3359 integrated circuit. Also shown are the associated power supply regulator (IC3) and the audio output stage employing the well known LM380.

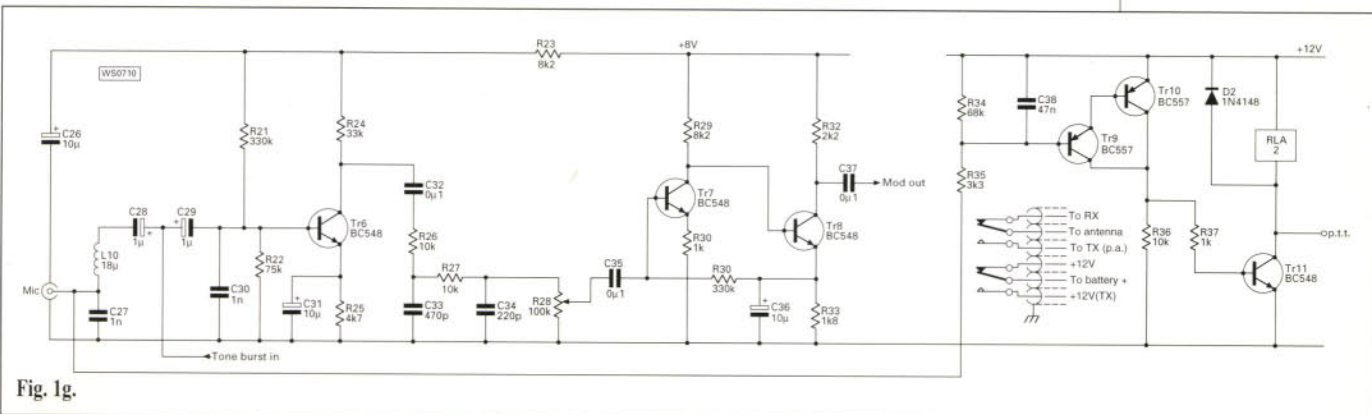
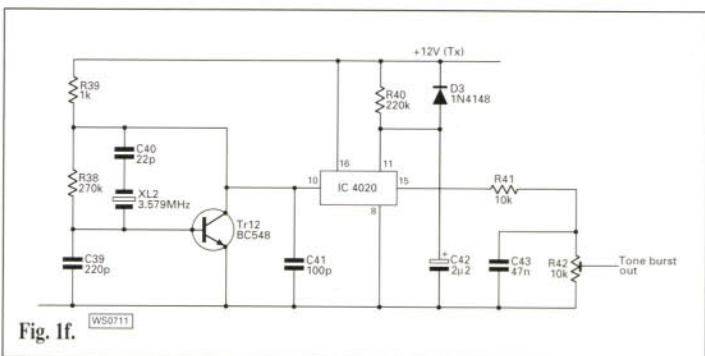
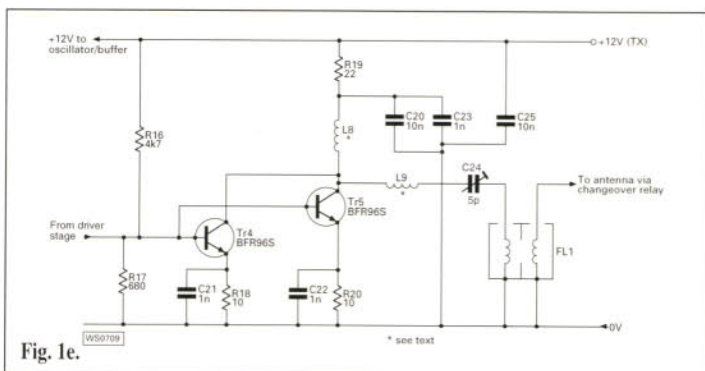
Fig. 1c: Receiver local oscillator and multiplier stages.

Fig. 1d: Transmitter oscillator, modulation and multiplier stages

Fig. 1e: The 'QRP' p.a. stage circuitry.

Fig. 1f: The 'tone burst' circuitry.

Fig. 1g: Transmitter microphone and modulation amplifier stages (left) with the electronic switching circuitry on the right.



MULTICOMM 2000

**WORLD WIDE MAIL ORDER
LARGE SHOWROOM BEST PRICES**

LOOKING FOR ALINCO?

Get on the 6 metre repeaters with the new



Alinco DR-M06
10 watt FM mobile **£249.95**



Alinco DX70T
All mode HF + 6 **£695.00**

Multicomm 2000 are ALINCO specialists
Here's a selection of our stock

HANDHELDS

DJ-190E	2mtr h/h Tx + nicad & chgr.....	£149.95
DJ-191E	2mtr h/h Tx + nicad & chgr.....	£169.95
DJ-G5EY	Dual band h/h Tx.....	£299.95
DJ-S41C	UHF 340Mw h/h Tx.....	£129.95
DJ-S11E	VHF 140Mw h/h Tx.....	£99.95

MOBILES

DR-140E	2mtr 50W mobile FM Tx.....	£249.95
DR-150E	2mtr 50W mobile Tx + chs.....	£279.95
DR-430E	70cm 35W mobile FM Tx.....	£259.95
DR-610E	Dual band 50W mobile Tx.....	£525.00
DR-605F	Dual band mobile Tx.....	£399.95

TUNERS

EDX-1	Manual ATU for DX-70.....	£159.95
EDX-2	120W automatic ATU.....	£289.95

HF TRANSCEIVERS

DX-70T	10 band HF + 6mtr mobile.....	£695.00
DX-70TH	100 watt version of above.....	£775.00



*Call this
number
NOW!*

**(01480)
406770**

We guarantee:

- Best stocks
- Best P/X deal
- Best prices
- Fast deliveries

LOOKING FOR A RECEIVER?

AOR

AOR AR 8000
£295.00



AOR AR 7030
£689.00



AOR AR 5000
£1299.00



AOR
3000A
£699.00



AOR
3000A+
£759.00



JRC NRD-535D
Superb De-luxe Short Wave Receiver
£1199.00



DRAKE
SW-2 **£449.00**



STANDARD
AX700 MkII **£389.00**




ICOM
IC-R8500 **£1399.00**



JRC
NRD-345 **£699.00**



YAESU
FRG-100 **£459.00**



BEARCAT
9000-XLT **£269.00**

YUPITERU

MVT-9000
£385.00



MVT-7200
£315.00



MVT-7100
£229.00



MVT-7000
£210.00



VT-225
£225.00



SALES HOTLINE 01480 406770

★ USED EQUIPMENT ALWAYS WANTED
★ GUARANTEED TOP PRICES

LOOKING FOR ICOM?



IC-207H
2 + 70 mobile with
detachable head
£385.00



IC-821H
The most advanced 2 + 70
base available
£1310.00



IC-706 MkII
We have this latest model in
stock now.
100 watts on HF + 6 and a full 20
watts on 2 meters. We are offering
this set at an incredible price
£985.00



IC-756
This is our favourite rig. HF + 6
and fully featured. What a winner.
Clear LCD display with bandscope
and DSP. Our very special price
£1825.00

LOOKING FOR YAESU OR KENWOOD?



Kenwoods latest offering.
Full HF, DSP transceiver.
Special price **£1125.00**

TS-570D



FT-1000MP
Super de-luxe transceiver
DC - £1989.00
AC - £2199.00



FT-920
Yaesu's latest HF + 6mtr base DSP transceiver
£1449.00

LOOKING FOR ACCESSORIES?



UNIVERSAL M-8000 V7
Decoder **£995.00**



UNIVERSAL M-450
Decoder. New model **£289.00**



TIMEWAVE DSP 599ZX
DSP Filter **£325.00**



MFJ 784B DSP filter
Special price **£225.00**



WMM1 Decoder.
Great value **£69.00**



MFJ 969 HF + 6MTR ATU
Roller coaster **£189.00**



MFJ 949 ATU
Our most popular ATU **£139.00**



MIRAGE VHF/UHF linear
35/40W out **£135.00**

FOR OUR USED PRICE LIST . . . SEE THE "TRADERS' TABLE"

****WE NEED YOUR USED EQUIPMENT****
TOP PRICES PAID...GUARANTEED !!!!
LET US SELL YOUR EQUIPMENT FOR YOU

UNIT 3, 86 CAMBRIDGE STREET, ST. NEOTS, CAMBS PE19 1PJ
FAX: 01480-356192
EMAIL: Sales@multicomm2000.com **WEBSITE: www.multicomm2000.com**



Carrying on the Practical Way

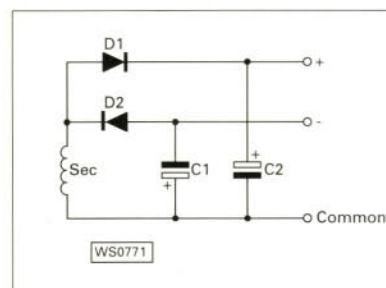
By George Dobbs G3RJV



The Rev. George Dobbs G3RJV, having encouraged readers to try working on 'islands' is now suggesting 'alternative islands' and 'postage label p.c.b.s'...Puzzled?... find the answer by reading on!

Fig. 1: You can do a lot with this one basic p.c.b. design. It's a full-size drawing and can be used for all the projects described (see text).

Fig. 2: The dual output supply project circuit and the associated p.c.b. lay-out (see text).



In last month's *PW*, I described the making of simple circuit boards using an 'Island' principle. Small pieces of printed circuit board material were glued to a groundplane of similar material to provide the connecting pads for the components.


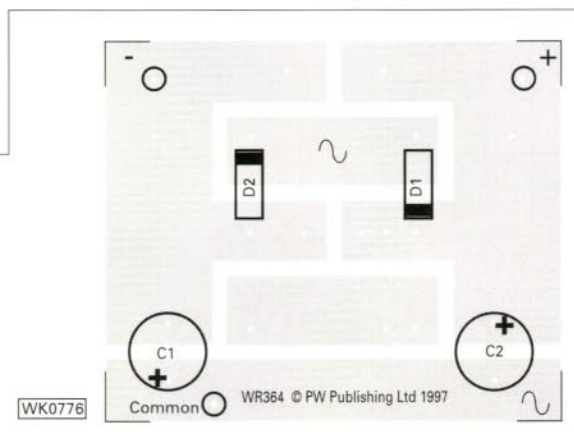

All the components were surface mounted by soldering their leads to the island pads. This method provides a simple and versatile method of building one-off circuit boards without having to etch or drill copper clad p.c.b. material.

The Drawbacks

The method I described in October's *PW* does have its drawbacks; not least of which is having to contend with cutting and placing tiny pieces of p.c.b. material.

The island pads also have a habit of coming unstuck when a hot soldering iron is applied. The idea of using island pads with surface mounted parts is a sound enough technique but it's probably better using etched islands.

Etching p.c.b.s is really a simple process. The usual chemical, Ferric Chloride, may well be an anti-social substance but, handled with care, the processes are



George Dobbs G3RJV invites you to explore another type of 'island' which offers a useful constructional technique.

quite within the capabilities of the home constructor.

Some years ago **Adrian Weiss W0RSP**, was the QRP Editor and column writer for the American *CQ* magazine. He published several quite complex designs using what he called his 'Postal Label Boards'.

With his method, Adrian covered a piece of un-etched p.c.b. material with

"Remember that the most beautiful things in the world are the most useless"
John Ruskin
1819-1900

adhesive postal labels until the copper was masked. He then mapped out the circuit on the board.

Next, Adrian located the components in place to check the gaps and sketched in a series of pads which were to form the connecting places for the components. (Exactly like the 'Island' method described in my last column).

When the 'map' of the pads was completed, the shapes were 'tidied up' and more clearly marked on the surface of the covering labels. Then, using a modelling knife, he cut away the portions between the islands. (These are the places where the etchant has to remove the copper).

The board was then etched in Ferric Chloride in the usual manner producing the pattern of island pads for the circuit. And it provides a very simple and effective method of producing a circuit board which I have used many times in the past.

Practical Example

When deciding to share Adrian's method of construction with *PW* readers, I fished around for a circuit idea to use as a practical example. Then I recalled a very simple little idea in the Australian QRP Club magazine, *Lo-Key*, by **P. Anderson VK2GPT**.

The idea from VK2GPT was to provide a 'universal' board that could provide many of the common configurations used to build a power supply. However, it is only concerned with the area around the

rectification and filtering but it can provide four different types of power supply.

The board is shown in **Fig. 1**. (This is a **full sized** drawing of the board which can be used for all the circuits described).

My layout is designed to make use of whatever components are to hand. And to that end, the space allowed for the smoothing capacitors is large. (This approach allows the use of either **radial** (both leads from one end) or **axial** (a lead from each end) electrolytic capacitors).

In practice, the horizontally mounted axial types take up a lot more space on the board than the vertically mounted radial types.

Each circuit board contains the diode and capacitor arrangement required to produce a specified type of power supply from an appropriate transformer. The rating of the diodes should be well within the required voltage and current and the value of the smoothing capacitors will depend upon the current being drawn.

Dual Output Supply

The diagrams in **Fig. 2**, show the circuit for a dual output supply. This can be a useful circuit when a positive and negative voltage is required either side of a common line.

A single winding from a transformer provides the required a.c. voltage. Diode D1 provides a halfwave rectified positive voltage and diode D2 provides the negative voltage while C1 smooths the negative line and C2 smooths the positive line.

The p.c.b. layout of the dual output supply is also shown in **Fig. 2**. This layout shows clearly how the radial capacitors used for C1 and C2 only occupy a small part of the board.

If axial capacitors are used these would lie alongside either edge of the full board. Don't forget...it's vital to observe the correct polarity for the diodes and capacitors.

Voltage Doubler

A voltage doubler circuit is shown in the diagrams in **Fig. 3**. It's similar to **Fig. 2**. In this circuit D3 provides the positive side of the circuit and D4 the negative side. The capacitors are in series across the total voltage.

The 'doubler' is a useful circuit for gaining a higher voltage from a transformer. **But remember the current output is reduced to somewhat less than half that available when using the normal voltage.** "You don't get owt for nowt" as Newton correctly suggested!

My p.c.b. layout also shown in **Fig. 3**, follows that of **Fig. 2**, except for the

output method. Here it's important that both C3 and C4 should be capable of handling the output voltage and correct polarity is essential.

Full-Wave

The diagrams in **Fig. 4**, show the circuit for a full-wave rectified power supply. It uses a centre tapped transformer with two diodes, D5 and D6 connected to the output.

In the circuit, the transformer outputs to D5 and D6 are 180° out of phase giving an additive effect on the positive cycles of the output. The capacitors C5 and C6 are in parallel to produce the necessary smoothing capacitance.

The layout of the board is also shown in **Fig. 4**. Here the three connections from the transformer output should be self evident. (Most power supply transformers clearly show the centre tap with the ends of the winding either side).

Full Bridge Recommended

A full bridge rectification circuit is recommended for the basis of a 'ripple' free power supply. The classic full bridge circuit is shown in **Fig. 5**.

In the full wave 'bridge' rectifier four diodes produce outputs from both the positive and negative cycles of the transformer output. Care must be taken to observe the correct polarity of these diodes and as in **Fig. 4**, both capacitors are connected in parallel.

The p.c.b. layout also in **Fig. 4**, is shown using radial capacitors for C7 and C8. It may appear that the capacitor in the centre of the board could only a radial type. (But, as in all the other boards, axial capacitors could be used).

The capacitor can also be connected, in the axial form, across the top of the board, roughly where the + and - symbols appear. Also note that there is a wire link on the board.

So there you are...another form of 'island for you to 'explore'! Keep busy and make sure your soldering iron stays hot.

PW

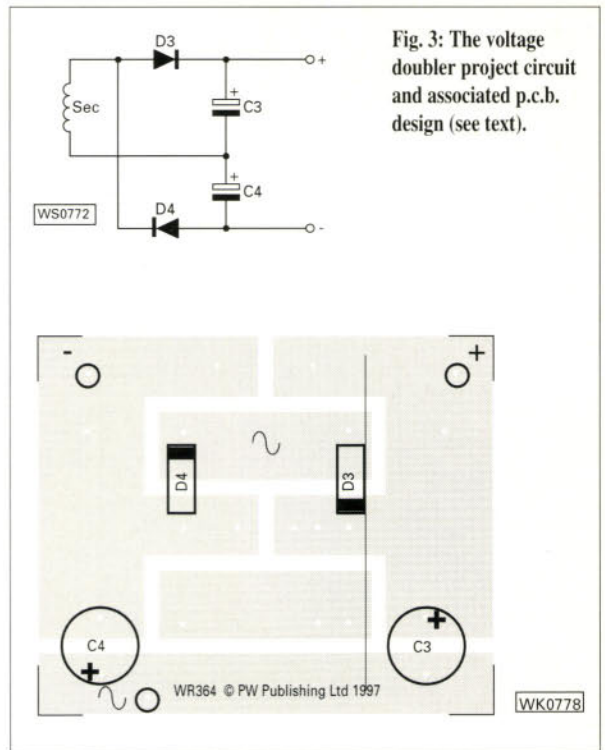


Fig. 3: The voltage doubler project circuit and associated p.c.b. design (see text).

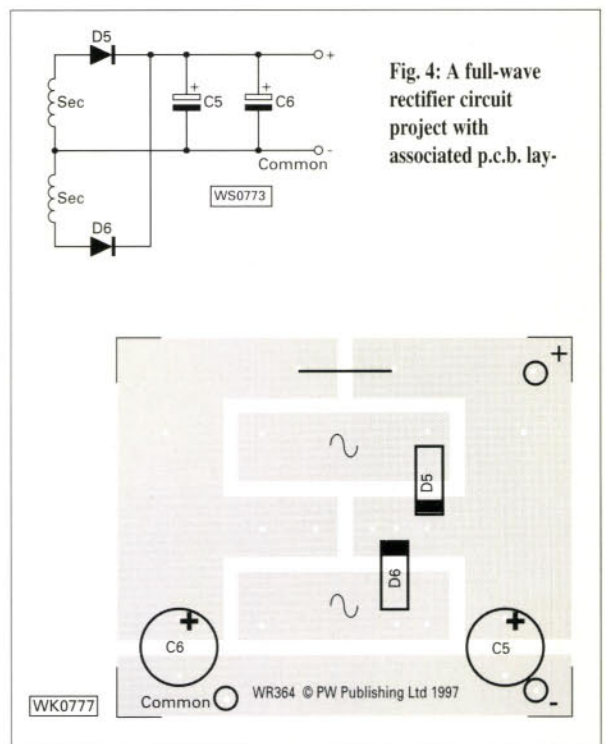


Fig. 4: A full-wave rectifier circuit project with associated p.c.b. lay-

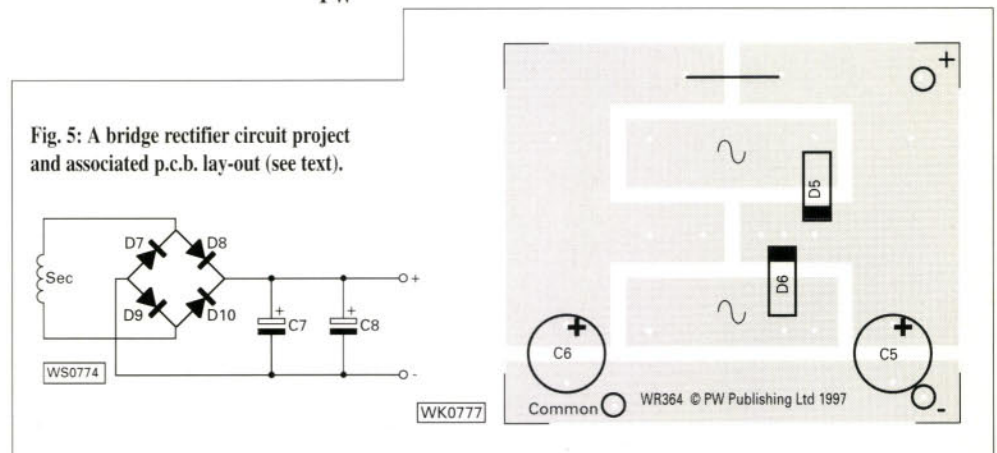


Fig. 5: A bridge rectifier circuit project and associated p.c.b. lay-out (see text).

Amateur Radio Communications Ltd

38 Bridge Street, Earlestown, Newton-le-Willows, Merseyside WA12 9BA

OPEN Tue-Sat
10am-5pm
FREE PARKING

We are the largest stockists of both new and secondhand amateur radio equipment in the north of England – fact not fiction! Our company boasts a full time service department authorised by all the major suppliers.

When you buy from us you have complete peace of mind!

HF TRANSCEIVERS

YAESU FT-920
"Easy to use, good RF performance and good value for money", these are just a few of the comments from the recent reviews! Why not see for yourselves. This competitively priced HF transceiver with 6m is available from stock. **£1699 RRP.**

PHONE FOR OUR SPECIAL PRICE!

ALINCO DX-70T
Alinco 10W on 6 meters version of the DX-70TH. CTCSS is fitted as standard. **£695 RRP**

ICOM IC-706 MkII
Icom have again produced the best selling mobile HF Transceiver on the market. Install it in your car, use it as a base station or take it with you on DX' peditions - this set offers versatility that can't be beat. **£1195 RRP. OUR PRICE £1049**

ICOM IC-756
The perfect HF-6m all mode transceiver for hams who enjoy chasing rare DX's. Full of functions designed to give you the edge! It is an impressive looking radio, sure to be another Icom winner.
PHONE NOW FOR OUR CASH PRICE!

VHF/UHF MOBILES

ALINCO DR-605
Compact dualband receiver.
★ 2m & 70cm 50W/35W
★ 100 memories
★ Full duplex ★ CTSS encoder fitted.
£399.95 RRP

YAESU FT-8100R
The new FT-8100R from Yaesu combines high power and the industry's most versatile memory system with the ease of installation afforded by its remote-head capability. Be a part of the dual-band revolution with the FT-8100R. **£499 RRP.**
OUR PRICE £449

ICOM IC-207H
Dualband features at a single band price! 9600 packet operation.
PHONE FOR MORE INFORMATION. £439 RRP
ARC PRICE £389 cash/cheque

USE YOUR CREDIT CARD FOR SAME DAY DISPATCH

VHF/UHF HANDHELDS

ICOM T-7E
Superb dualband handie plus CTCSS. Complete with nicads and charger.
RRP £329.00.
CASH PRICE £299.00

YAESU VX1-R
Arriving shortly the new dualband handheld from Yaesu with wide band coverage receiver.
PHONE NOW FOR DETAILS

ALINCO DJ-G5
A superb twin band handie that comes complete with nicads and charger. Just take a look at its features:-
● Up to 5W RF output
● 100 memories ● Over air cloning
● Cross band repeater function
● Spectrum channel display
● Extended receive.
£299.95 RRP

HP AVAILABLE UP TO 3 YEARS REPAYMENT PERIOD

ACCESSORIES

POWER SUPPLIES
Watson
W-5A.....**£29.95**
W-10A.....**£49.95**
W-20A.....**£89.95**
Manson
EP-925 30 amp.....**£99.95**
DRAE
24amp PSU.....**£119.95**
Masts
Extends to 36'6".....**£51.00**
Extends to 27'6".....**£45.00**
Extends to 17'6".....**£34.00**
D/Band mobile antennas.....from **£21.95**
D/Band verticals.....from **£39.95**
Magmounts.....**£16.95**
Duplexers.....**£26.95**
HF mobile antenna.....**£49.95**
(WHAT YOU WANT WE HAVE OR CAN GET!)

Packet terminals
PK-232MBX.....**£319.95**
TNC-2M 9K6 boxed.....**£179.00**
KAM plus.....**£395.00**

DSP-232
Including FREE Windows software worth £79.00. The latest all mode DSP driven TNC from AEA.
SPECIAL OFFER PRICE £465.00 cash/cheq

E-mail us on: arcoms@globalnet.co.uk



Tel: 01925 229881/Fax: 01925 229882



THE INFORMATION REVOLUTION

MAIN CALLING CHANNEL
SKAGEN RADIO
VOICE OF A
REPEATER
CALLING



FAIRHAVEN ELECTRONICS Ltd. 47 Dale Road, Spondon, Derby DE11 7DG (01332) 670707

The RD500 - a new kind of radio receiver.

Now it is possible to have a receiver which not only holds your own station selections in memory, but has a complete knowledge of its spectrum.

Thousands of station records can be stored and sorted through, just type in a few letters or a complete description and the receiver finds the stations of interest to you.

But above all it's a great H.F. receiver. It can tune in smooth 5Hz increments, or step-sizes up to 10MHz. It can store 99 band set-ups, and it has a number of scan modes and auto tuning.


CW signals can be spread into a panorama of sound so that individual signals can be easily focused upon. It has a variable **notch and peak filter**, digital sound recording, an **I.F. noise blanker**, cassette control, **aerial switching**, **S-meter** (60 levels), **tuning meter**, **AVC** (to smooth out audio level variations), **selectable AGC** speed, and **pass band tuning**. All modes are supported including sync-AM and FM, and it is upgradable to stereo WBFM and video. It has a **real time clock** with time zones, and **5 programmable timers**.

It has a **45 key alphanumeric remote** and supports **PC keyboards** and **RS232**, and it comes complete with a **Windows software package**.

Specification: 30kHz-40MHz. MDS <0.15µV, IP3+10dB 14,200 memories or 57,000 (extra £99). **Price: £799 inc. postage.**

Web site <http://www.fair-radio.demon.co.uk>





Valve & Vintage

By Ben Nock G4BXD

What's this then! Ben Nock G4BXD appears to be out of military uniform this month and into 'civvies' (for the most part anyway) while he takes a look at some interesting older professional British equipment.

Hello again and a slight deviation this time from the normal valve theme. Although I'm keeping the vintage tag, in a certain dim light in the PW vintage wireless 'shop'!

In response to requests for me to look at more recent sets, I'm going to describe a couple of newer units. Despite being more modern though, they're still outdated, having been made in the 1960s and 1970s.

Racal Synical 30

I'm starting off with the Racal Synical 30 transceiver. And in fact, the Synical 30 badge covers several transceivers including the later 'frequency hopping' types. Designated the TRA.931 this text will describe the TRA.931X version (the XH being the hopping variety).

The 931X manpack provides coverage of 1.6 to 29.999MHz in 28,400 channels (now that is some CB rig!). The channels are spaced 1kHz apart and a fine tune control, designated 'search', allows the operator to fill in the gap smoothly.

The set provides l.s.b. and u.s.b. with a.m. and c.w. It runs at a nominal 20W on high power and

as a charging source for the batteries. A complete manpack, set, haversack, battery, whip antenna and headset, brings the all-up weight of the set to 11kg (24lbs).

Two Units


The Synical 30 type X consists of two units. They comprise of the transceiver unit - designated the MA.930X - and the synthesiser unit - designated MA.925.

The transceiver unit includes the front panel with all the operating controls and input/output plugs and sockets. Two microphone/headset sockets are provided.


A main whip antenna mounting socket is also provided along with 4 BNC sockets that allow either other antennas or tuners to be used with the set.

The microphone/headphone sockets have pins A to F wired in parallel, pin G on socket 1 is used in conjunction with a remote a.t.u. The pin G on socket 2 supplies a fixed audio output for use in vehicle systems.

The internal construction of the transceiver unit is on two main printed circuit boards with two



No it's not up-side down! It's easier to illustrate the various sub-units of the GR-345 this way and you can see the extensive screening used in the design.



Again...the GR-345 is not really 'standing on its head'! This photograph shows the various unit interconnections and how small gold-plated plug and sockets route the r.f. signal through the various units.

smaller p.c.b.s being used for switching and a.t.u. functions. The design incorporates extensive internal screening.

A meter on the front panel shows battery state in the receive mode and r.f. output in the transmit mode. Two small l.e.d.s inside the meter case provide indications as to the direction



The Racal Synical 30 connected to the Redifon amplifier. The large knob on the lower right of the Synical 30 is the control for the internal 'Roller Coaster' type antenna tuning unit.

some 5W on the low power setting. There are two headphone/microphone sockets on the front panel, and an intercom facility between operators is also provided.

When used in the general backpack role, the transceiver is powered from an attached 24V pack although an external supply can be used, both as main power source and



The Redifon GR-345 connected to the GA-480 amplifier and the ACU9 antenna tuning unit. (The loudspeaker on top has been borrowed from the GRC-9 radio).

the internal a.t.u. tuning coil needs to be adjusted for maximum output.

Synthesiser Unit

The synthesiser unit provides a variable frequency output in the range 37 to 65.399MHz, along with fixed reference frequency outputs of 1MHz and also 34MHz. The decade controls on the front panel program a divider circuit, and the output of this is compared to an internal standard to derive a 'locked' condition.

The basic operation of the transceiver is that the audio from the microphone is modulated at 1.4MHz, passed through the required filter, mixed with 34MHz reference signal, then further mixed with the synthesiser output to arrive at the required transmit frequency.

On receive, the reverse of the transmit procedure takes place. Here the antenna signal is mixed with the synthesiser output to give a first i.f. of 35.5MHz, then mixed with the 34MHz reference signal to give the second i.f. of 1.4MHz where all the filtering and demodulating takes place.


Receiver sensitivity is quoted at 1 μ V for 10mW audio output, with a bandwidth 2kHz for 6dB on s.s.b., and 8kHz on a.m. Image and i.f. rejection is stated as being better than 60dB. On transmit, carrier suppression is quoted as being down 40dB, and intermodulation distortion as -25dB with spurious emissions -40dB relative to p.e.p. into a 50 Ω load with an a.t.u.

Redifon GR-345D

The Redifon GR-345D transceiver along with its matching amplifier, the GA-480, a.t.u. and power supply, make up the radio station GR-479. This is a 100W r.f. output station covering 2 to 12MHz and providing s.s.b. (u.s.b. only), c.w. and a.m. modes. (Typical of many military single sideband sets, the unit is normally used on u.s.b., although the filter can be changed to give l.s.b. output).

Also a synthesised set, the GR-345D generates a 1.75MHz l.s.b. carrier which is then mixed with the output of the synthesiser. This is set on the high side of the signal, to give the required output frequency when providing upper sideband output.

The driver unit is again typical of the latter day military sets.



Four knobs allow the frequency to be 'dialed' up, with a clarifier control to tune the slight gap. The four knobs adjust the MHz range, the 100kHz range, the 10 and 1kHz range. (The clarifier range is quoted as ± 1 kHz normal shift).

After mixing and filtering, the output of the GR-345D is a mere 100mW. A battery pack of 24V is used, but the entire set, except for the main transmit/receive switching relay, runs from an internally regulated 12V line.

The receive sensitivity is quoted as being 1.55 μ V for 10dB S/N ratio on s.s.b. and c.w. and 6.2 μ V on a.m. The i.f. rejection is quoted as being better than 70dB, with image rejection better than 50dB. On transmit, unwanted sideband suppression is quoted as -40dB, with intermodulation products are at -35dB and carrier suppression -40dB.

A small 'button' sized meter on the front panel provides a battery state indication on receive and an r.f. output indication on transmit. There's also an r.f. gain control and an audio gain control. Also provided is a pre-selector knob which tunes the band-pass stages to the desired receive/transmit frequency.

A 24 to 28V supply is normally used. Power consumption on receive is 4W and on transmit it is approximately 16W, so less than 1A is need to run this set. The transceiver measures 320mm deep by 310mm wide by 100mm high and weighs in at 10kg.

The GA-480A

The GA-480A unit is a solid state amplifier which delivers 100W of r.f. output for an input of between 100mW and 12W. (An internal alteration has to be made on the control board, setting the input power either: at not greater than 200mW, or not greater than 16W).

The input impedance is selectable at either 50 or 75 Ω , while the output impedance is fixed at 75 Ω nominal. The supply needed is 24V with 12A being

Photograph showing the front and partial view inside of the GA-480 amplifier. The control and pre-amplifier p.c.b.s are to the rear on the right with the main power amplifier block at the front on the left. (The strips of braid on top (left) help with heat dissipation towards the outer case of the unit).

consumed at full power output.

In the off mode and during standby the antenna is switched directly through the unit to the driver. The front panel also carries an ammeter which measures the current being taken by the p.a. stages.

No provision for r.f. switching is included, the amplifier being controlled from the GR-345 p.t.t. controls by means of a connecting lead. This connecting lead also carries the keying line, the audio and microphone lines which means that the headset/key, etc., can be plugged into either the transceiver or the amplifier. Three parallel sockets are supplied on the driver set with another two sockets on the amplifier.

Two front panel lamps give an indication of d.c. 'power on' to the unit with a second lamp indicating that the internal temperature is low enough to use the unit. The second lamp will go out if the p.a. temperature is exceeded.

The amplifier measurements are: 260mm deep, 310mm wide and 120mm high. On the scales it weighs in at 7.3kg.

The flexibility of the GA-40A amplifier means it can be used with other sets, the Syncal 30 for instance. And even older sets such as the 19, 22, or 62 could be used.

The matching a.t.u., the ACU9 is designed to match either a dipole, whip or an end-fed wire antenna through the range 2 to 14MHz. The roller coaster type coil which is employed means that a good match can be obtained on a wide range of antennas.

An r.f. detector and front panel meter provide a tuning indication of output. Antenna connections are via a BNC socket on the front, going to the set, and three screw terminals on the rear, providing connections for 'whip', 'dipole' and 'ground'.

Mail Bag

It's time to look into the mail bag now and I've received a very interesting E-mail from **Ron Wilson G3DSV**. He told me

about his start in wireless back in 1938 and his stint as a Royal Navy Petty Officer Radio/Radar Mechanic from 1943 onwards where he encountered many of the sets mentioned in my last column.

Ron also mentioned the 5G transmitter, a fairly basic crystal controlled crystal oscillator/p.a. stage rig running about 40W with a Pi tuned 'tank' coil for the p.a. which most operators connected directly to the longest bit of wire they could set up. He also mentioned that the 5G was a 'Diplomatic Bag' transmitter which was held by many UK Embassies abroad as a standby unit.

Richard Milewski, from, Philadelphia, USA, has contacted me as he wants any information, circuit, etc., on Receiver Type R1147A. And **Mario Mateus CTIAHM**, of S. Martinho do Bispo needs similar information on a PRC-216 and PRC-119.

Another letter came from **Michael VE3PRW** who wrote "At a Hamfest last year I was able to buy a Model 40 Avometer. As you well know this is the Rolls-Royce of multimeters. Unfortunately it doesn't work. The problem is that some of the wire wound resistors seem to be deficient. Also two batteries are required of unknown voltages. I suppose that they are only needed for measuring resistances".

(And I'm still in need of a circuit for the PRC-368 and PRC-320). So, if anyone has information on the above sets, or the circuit of the AVO 40, send it to me and I'll pass it on.

And finally, readers may have noticed the absence of the RAS receiver photograph in my last column, despite being mentioned in the text. (*This had to be deleted because of lack of space. Editor*).

Finally, my thanks go to **Tom Bryan** of Silver Springs in the USA for supplying the 931X details. I can be contacted at the usual locations. Please write to me at **62 Cobden Street, Kidderminster, Worcestershire DY11 6RP**, (please enclose a s.a.e.), or you can send E-mail to **G4BXD@compuserve.com** or packet to **GB7GLO**.

73 to you all.

Cheerio from Ben, see you in February.

COLOMOR (ELECTRONICS) LIMITED

170 Goldhawk Road, London W12 8HJ Day Tel: 0181-743 0899 Fax: 0181-749 3934

E-Mail: giacomelli@colomor.demon.co.uk

★ Celebrating 30 years 1967-1997 ★

OVER 6,000 TYPES OF VALVE IN STOCK. PLEASE ASK FOR A QUOTE

£ p					
DG732	9.40	EL84	2.50	UBC41	3.80
E180F	3.80	EL84 MUL	10.60	UBF89	1.55
EAF42	1.50	EL84W	6.00	UBL1	4.80
EBL1	5.80	EL86	3.80	UCH21	5.20
EBL21	4.80	EL95	1.85	UCH81	1.20
ECC81	2.50	EL360	7.60	UCL82	1.65
ECC82	2.90	EL503	38.50	UF41	3.25
ECC83	3.90	EL821	7.65	UF42	1.50
ECC83 MUL	9.90	EM34	18.50	UF89	1.90
ECC91	2.25	EM81	2.60	UL41	14.10
ECF80	1.00	EM91	3.60	UL84	1.55
ECH35	2.60	EZ80	2.20	UM84	1.35
ECH42	1.20	EZ81	2.85	UY41	3.60
ECH81	1.90	GZ33	7.00	UY85	1.55
ECL80	1.00	GZ34S	6.00	VU39	4.50
EF37	3.45	GZ34 MUL	17.65	Z759	11.00
EF37A MUL	5.60	GZ37	4.70	2C51	4.50
EF41	3.30	GZ37 MUL	8.25	2K25	29.35
EF50	1.90	KT66 RUS	9.00	5R4GY	6.80
EF80	2.35	KT88	20.95	5U4G	5.80
EF86	5.10	MU14	3.50	5Y3	3.55
EF86 MUL	12.95	N78	10.10	6AH6	1.95
EF89	1.60	QOV03-6	12.00	6AK5	1.45
EF91	1.55	QOV03-10	7.65	6AL5	1.00
EF95	1.45	QOV03-20A	14.00	6AM6	1.65
EL32	1.45	QOV06-40A	22.00	6AM8A	4.10
EL34S	7.10	QV4-250	103.85	6AT6	1.95
EL34B	7.20	SP61	3.25	6AU5GT	5.20
EL36	3.50	TD03-10	33.50	6AU6	1.80
EL41	4.75	U19	12.20	6BJ8	4.10

We also sell oil-filled transformers, chokes, block-filled capacitors, diodes, ICs, and transistors.

P&P - Orders up to £3 @ £1.95, £5 @ £2.25, £15 @ £2.50, £20 @ £3.35. Over £20 @ £4.55 Telephone or Fax list for offers. Over 2Kg at cost. VAT included in all prices. Please quote ref PW

**SPECIAL OFFER AT
LEICESTER AMATEUR
RADIO SHOW ONLY
17 & 18 OCTOBER 1997**

**RACAL
FREQUENCY
COUNTERS**

520 MHz £70.00, 200
MHz £60.00, 50 MHz
£40.00.

**ALSO AVAILABLE
AT SPECIAL SHOW
PRICES**

Roller coasters, tuning capacitors, wave guide, RF plus & sockets, Fluke PM3217 digital multimeter, AA Duracell batteries, 25p ea, 10 for £2.00. PIR portable alarm £6.00 ea. Various Morse Keys, Vacuum Capacitors, Vacuum Switches, various SMA ACOs dummy loads, Spitfire & Hurricane cockpit spares, to mention a few.

Philips Oscilloscope 3217, 50MHz £352.50.
Varta nicad charger type CC 306C, 14 hour timer, charge current 0-600mA £47.00.
Oscilloscope probe kit XI X10 switchable 15 & 60MHz.
Set of RA17 valves £29.50.
Set of RA17L valves £31.80.
Set of AR88 valves £35.25.
AR88 and RA17 and RA17L spare - please send see for list.
Vacuum variable capacitors 300pF, 20Kv, 1KvF, 3Kv, 2KvF, 2Kv £94.00.
RAF Spitfire morse key 1940-new £57.50.
Gun sight projector £258.50.
Lancaster and Spitfire gauges, 19 set control boxes leads, meter plugs variometer available.

19 set leads -
12 way £17.65 ea.
6 way £17.65 ea.
6 way free socket £5.90 ea.
6 way two core power ZA22009 £11.75 ea.
Aerial lads £5.90 ea.
250V motor generator £17.65 ea.
No 16 Junction Boxes £17.65 ea.

No 17 Junction Boxes £17.65 ea.
No 11 Mk 2 Junction Boxes £17.95 ea.
Control box type H £41.50 ea.
Meter 19 set £29.50 ea.
Wireless Remote Control unit H. No 1 Mk1/1 £35.25.
Antenna Loading Coil - a unit of model TCS12 radio. Type CML 47205, in metal bqs.
8"2" x 6" x 5"2" including high power ceramic 6 way switch 2"2" dia x 6" coil £21.00 ea.

Redifon synthesizer unit - ARU11 £52.99 ea.
Redifon ATU adaptor common antenna ARU18 £41.50 ea.

Variable Capacitors
500pF twin - 1"2" x 1"2" x 2"4" £9.40 ea.
500pF twin - 3"8" x 2"4" x 2"2" £5.90 ea.
210pF twin £4.70 ea.
270pF wide spaced 3"4" x 4"4" x 7"8" spacing £14.20 ea.
Silver plated (a) twin VC 100pF ball bearing £5.30 ea.
(b) single gang 100pF ball bearing £3.55 ea.

Morse Keys
Army bakelite - 8 amps. No 2 MJ11 £9.40 ea.

Army nickel-plated brass £14.10 ea.
New 24V, 50 ohm London ACO with Burndept connectors £11.75.
German Enigma Coder EPOA.
E F Johnson Roller Coaster 37 turns 2" dia, 4" shaft £25.85 ea.
Turns counter for Roller Coaster. Diecast 36 turns, 4" shaft £17.65 ea.
Ceramic Roller Coaster, 30 turns, 3" turns, 3" dia, 6" long, 4" shaft £35.50 ea.
Flexible coupling, ceramic insulated, 4" shaft £2.80 ea.

New mains isolation transformer
250V, 50Hz, 1 to 13kVA, 13A fused class F, 13A Slt & plug £112.00 ea.

240V transformer, output 18.5V, 26V, 29V, 35A and 26V, 5A £35.25 ea.
2C39BA - Eimac/Telefunken £35.25 new.
2C39A Anode rings £3.50.
Fingering strip anode/grd £1.20.
Three base assy heater/grd coaxial connections £11.75.
4CX250B bases - AEI with chimney £8.20.
Pyrex Ribbed Strain Insulators 7" £2.00.

**RF Power Modules
from TDC & Mitsubishi**

Standard parts stocked, replacement parts for many Yaesu/ Icom transceivers, ideal for linear PA designs.

Part	Frequency	Pwr/Mode	Price (1 off)
M57726	144-148MHz	43W/FM	£43.71
M57729	430-450MHz	30W/FM	£42.00
M57737	144-148MHz	30W/FM	£27.23
M57762	1.24-1.3GHz	18W/SSB	£67.53
M57788M	430-450MHz	40W/FM	£66.99
M67715	144-148MHz	13W/FM	£36.48
M67727	144-148MHz	37W/SSB	£124.59
M67728	430-450MHz	60W/SSB	£99.04
M407-01	Pin diode up to 800MHz/25W		£1.21

Many other frequencies/ power combinations available, please call with your requirements. Data sheets available for specific items on request.

Call for Amateur/ Education discounts or volume pricing

COMING SOON - Linear power amplifier 'Starter Packs' for 2M & 70cm.



TDC also stock Modem, Networking and GPS receiver and antenna products, visit our web site at <http://www.tdc.co.uk> for more information.



Stroudley Road
Basingstoke
Hampshire
RG24 8FN

Telephone: 01256 332800 Fax: 01256 332810
e-mail: sales@tdc.co.uk

Access/Visa accepted, prices include VAT @ 17.5%, Postage & Packing £5

**Communications Centre
(Photo Acoustics Ltd)****PHOTO ACOUSTICS LTD****REQUIRE AN EXPERIENCED
SALESPERSON**

The successful applicant must preferably be licensed and be able to show their capability at selling and demonstrating our full range of Amateur Radio and Shortwave products. A working knowledge of PMR and SRBR products would be an advantage, but is not necessary.

The successful applicant also must be self motivated and energetic and be able to work without supervision.

FOR FURTHER DETAILS, PLEASE CONTACT:

Mr Kerry Cahill on

(01908) 610625

9.30am - 5.30pm Monday, Tuesday,
Wednesday, Friday & 9.30am - 4.30 Saturday.

HF FAR & WIDE

Leighton Smart GWOLBI presents the monthly report on YOUR activities on the h.f. bands.

Leighton says your 'input' is important...so get reading the 'latest' news before sending your contribution to South Wales!

As I write this (in late August of course) the month of has been 'quite reasonable' for the time of year according to our reporters this time around. I think it's now generally accepted that h.f. conditions in general have been improving over the past few months, although the next sunspot peak is still a couple of years away.

A number of correspondents report hearing and working a few south American stations on the 28MHz band, indicating that 'F' layer propagation has been apparent on the highest of our h.f. allocations, along with the usual summer Sporadic-E short skip propagation of course.

The American National Oceanic and Atmospheric Administration, located in Boulder, Colorado predicted, that sunspot numbers would be somewhere in the region of 80 on August the 21st, with a monthly average of 70 over the rest of the month. So let's hope that the improving conditions continue on into the autumn and winter months.

Perhaps we'll soon begin to see regular contacts with the Americas on both our lowest (apart from 73KHz, that is!) and our highest h.f. allocations on a regular basis. Things really are 'looking up' you know!

Practical Wireless Visit

One highlight of the month for amateurs in my own particular locality was a visit to the Merthyr Tydfil & District Amateur Radio Society by our very own **Rob Mannion G3XFD**. (See Fig. 1). The Merthyr club is based at the 'Hoover' plant just outside the town of Merthyr Tydfil, and includes amateurs from three or four valleys in the area.

After a brief introduction about himself, Rob gave a talk on the history of *Practical Wireless*, from its earliest days right through the Second World War, the 'transistorised 1960s' up to the present moment. It came as a great surprise to all gathered there that *PW* was once published **WEEKLY!**

How hard they must have worked in those days to fill the magazine every seven days! Then again, there were no such thing as

computers, television, hang gliding, and a myriad other hobbies to compete against I suppose!

The well attended visit took place on a warm summer evening, and was thoroughly enjoyed by all. After a buffet had been consumed, farewells were said. Then Rob, who after being on the road for the biggest part of the day, made his lonely way back home, although he was accompanied as ever by his four legged friend Mandy the Labrador, so perhaps the journey wasn't so lonely after all, Rob!

The club members have asked me to pass on their grateful thanks to Rob for visiting the club, and entertaining everybody with his informative and often amusing, talk on the history of *Practical Wireless* magazine.

Editorial comment: *It was my pleasure to be amongst so many friends Leighton! (There's always a warm welcome in the valleys!).*

The DX News

On to the DX news now...with information culled from the RSGB's *DX Newsheet*. An amazing 10,000 contacts were made over a three day operating period by 9M600 operated by Jani YB0US, Bob N200, and Bob N0RN from Spratly Island. Any QSLs should be sent via N200.

In the Maldives Islands 8Q7PV is operational on 14MHz s.s.b. and 18MHz c.w. with QSLs to be sent to RU3FM, whilst 8Q7QH is active between 1500-1600 on 14.260MHz s.s.b. with QSLs to be sent to AC4BD.

In Cuba, Fernando CL3FL is active daily between 28.800-28.900MHz from the rare third call area. While in Chad, Jim WA4KKY is operating as TT8JWM. (QSLs to his home call).

Your Reports

I'll delve into your reports now, beginning with the 3.5MHz band. **Eric Masters G0KRT** in Worcester Park, Surrey, operated from the Wimbledon & District ARS Summer Camp at Telegraph Hill, Chessington, as GX3WIM this month, using a FT-757 rig, hooking up with RU4AA (Russia) at 0004, EA1UL (Spain) at 0117, OK2BNG (Czech Republic) at 0022, and EA6ABN (Balearic Islands) at 0034, all on s.s.b.



Fig. 1: The 'Big One' visits the Hoover Club in Merthyr Tydfil. Rob G3XFD hoped his car would get 'Hoovered' while he was there...but he was not so lucky! (Note Rob's captive audience!)

Meanwhile, **John Constance G0VGD** in Aylesford, Kent, used s.s.b. mostly. He made contact with PA3DGH (Netherlands) at 1414, GJ0MEU (Jersey) at 2111, and M7W in England at 1832UTC.

The 7MHz Band

A little more activity amongst our reporters on the 7MHz band this month (as compared to 3.5MHz!). Indeed, some very nice DX has been heard and worked on '40', often using simple antennas, such as dipoles and random-length wires with 50W or so 'up the spout' so to speak.

One thing I don't really care for on the 7MHz band though is the terrible congestion during peak hours. It really is a drawback to what's a really exciting band. Still, it's well worth listening through the babble for the juicy long distance stuff, as our reporters repeatedly show, month after month!

Ted Trowell G2HKU (see Fig. 2) has been quite busy on 7MHz. He lists (all c.w.) contacts with KP2/KD4D (Puerto Rico), P40XM (Aruba Island, Netherlands Antilles), LU1FC (Argentina), TK/F5LGF (Corsica), CO2VQ (Cuba), VK4EXA (Australia), and ZL2AGY (New Zealand), all at around 0600.

Later operation at 1900 brought Ted contacts with VK3AJJ in Australia and CP6IB (Bolivia). He reports conditions as generally good, and has enclosed his photo for our 'HF Far & Wide 'Rogues Gallery' (Ted's words, not mine!) Nice to put a face to the well known callsign Ted!

Next comes **Charlie Blake M0AIJ** in Milton Keynes, who has been on the transmit side a little

more often of late. His transmit log includes s.s.b. contacts with GM3PPG/P on South Uist in the Scottish Outer Hebridean Islands, and DJ8NY/M (Germany) while for a mobile to mobile QSO, as well as CT1/ON5NT/P (Portugal).

Charlie's receiving log shows reception of VK2EPT (Australia) working F6CUK at 0507, T14CF (Costa Rica) working Gil G0AOR at 0505, VE3BIE (Canada) in contact with G3RPC at 0602. Also logged were ZL4ND (New Zealand) working DJ8QP in Germany at 0510, HC1NG (Ecuador) in contact with IK2VFW at 0515, as well as 8P6DA (Barbados) working DJ8QP in Germany at 0517UTC.

Staying in Milton Keynes, our other regular reporter is **Sean Gilbert G4UCJ**, who has recently moved to a new QTH, and is off the air for the moment. His move to the new house was not without its moments however, as just a while after he moved in, the house next door was gutted by fire, and Sean had to be evacuated until all was safe! (Well that's a good start Sean, but all that counts is that you're all safe and well!).

Sean's log for 7MHz this month includes all c.w. contacts with FG/F2HE (Guadeloupe Island) at 2326, WA2FCF (USA) at 0051, EA8ASJ (Canary Islands) at 0047, EX0V (Khirgistan) at 0024. He also worked our very own *PW* cartoonist **John Worthington GW3COI** at 1330, as well as OY/DL1MBG (Faroe Islands) at 2211, and OX/DL6QK (Greenland) at 2115UTC.

The 14MHz Band

The 14MHz band is 'where it was at' this month for our reporters it seems.

Most of the DX traffic reported this month is on 14MHz, which has proved to be a good 'all year round' band for many amateurs. A dipole for this band will fit in even the smallest urban gardens, so maybe that could be one reason why it's so popular with newly licensed amateurs.

In his monthly propagation report, **Don McLean G3NOF** of Yeovil says that he found conditions similar to last month on the 14-28MHz bands. "There has again been a lot of short skip" says Don "with G stations coming in at S9 at times...14MHz has been the best band once again, with good conditions on the short path to Asia around 1500-1900. Some Africans were heard between 1700 and 1900, while north and south America came in during the late evenings and often through the night. West coast American stations on some days were apparent with good signal strengths around 1400 to 1500".

Once again, Don has supplied a huge list, which includes his s.s.b. contacts with AP50WAP (Pakistan) at 1709 QSL via IK4ZGY, BV7GA (Taiwan) at 1637, FG5HR (Guadeloupe Island) at 2251, while FS5PL (St Martin Island) came in at 2344UTC.

Other contacts Don logged included HZ1CCA (Saudi Arabia) at 1738, JT1BG (Mongolia) at 1740, along with VU2AU (India) at 1732, TI4CF (Costa Rica) at 2224 (QSL via TI2CF). He also worked YB2PBX (Indonesia) at 1655, Y11US (Iraq) at 1909 QSL to WA3HUP, 9K6POVW (Kuwait) at 1721, and 5X4F (Uganda) at 1857, with ZD7HI (St. Helena Island) coming in at 1815UTC.

The 14MHz band was the only band this month for **Carl Mason GW0WSW** of Skewen in West Glamorgan as he's been pretty busy with work this month. Nevertheless, he managed, with 70W of c.w. and a simple dipole to hook up with 5X1Z (Uganda) at 1826, 9H3JR (Malta) at 0755 (QSL via DJ0QJ), EA8CF (Canary Islands) at 1830. Also logged were V01VK (Newfoundland) at 1841, FY5YE (French Guyana) at 1937, W7HS (USA) at 1757, and 5B4/G3LNS (Cyprus) at 1933.UTC

Also having some success on 14MHz was 'our Ted' G2HKU, who, once again on the key, 'ragchewed' with 3V8BB, (Tunisia), OY7A (Faroe Islands), JA1IDY (Japan), Y19SK (Iraq) QSL via HA0HW and SV1CIF/8 (Kastros Island). Next into the log were JY8WA (Jordan) at around 1500, while operation around 1900 bagged him 4X1FC (Israel) OJ0/N4GN (Market Reef) and J41WCA (Greece) - (QSL via SV1CXX).

Before moving home, Sean G4UCJ managed to get a bit of time in on 14MHz s.s.b. and lists his contacts here with JH3CNM (Japan) at 2141, EG97CMC (Spanish North Africa) at 2157, ZB2AZ (Gibraltar) at 1025. Also worked were CN8MC (Morocco) at 0923, SX2THE (Greece) at 1949, with QRP station KP4DRJ/QRP coming in at 2217, and

PW Listening & Operating Watch List (All times in UTC)

Charlie Blake M0AIJ listens and operates: 0500-0700 on 7.061MHz s.s.b. with an NRD-525 receiver and sloping wire antenna.

Steve Locke GW0SGL operates: 1100-1500 most days around 14.180MHz s.s.b. using a Kenwood TS-940 & TH7 beam antenna, normally beaming to other continents.

George Woods G3LPT (Suffolk) operates: an open net on 29.570MHz f.m. every weekday morning (except Monday) at 0830.

Don McLean G3NOF operates: 1030 Saturdays on 3.685MHz during the ISWL Net or 1030 Sundays on the Yeovil ARC Net 3.665MHz s.s.b. using a Kenwood TS-950 & Trap Dipole antenna.

John Wheeler G0IUE monitors: 28.5000MHz s.s.b. every evening between 1700 and 2200 regardless of conditions using an Icom IC-706 and a 2-element TET triband beam antenna.

Leighton Smart GW0LBI operates: Most Sundays (and some weekday evenings) at around 1000 - 1300 on 1.933 or 1.949MHz s.s.b. using a FT-747 transceiver and a long wire Marconi antenna.

Rob Mannion G3XFD listens and operates: (weekdays & weekends) 1800-1830 3.7MHz 100W s.s.b., & 3.530MHz QRP c.w. using an Alinco DX-70 transceiver or Kenwood TS-870 and trapped dipole/long wire antennas. When PW schedule permits also active on 3.702MHz (s.s.b.) from 2100-2200 in QSO with EI4EK and friends. Also possibly on at 2300 on either 3.530, 7.025MHz (c.w.).

Sean Gilbert G4UCJ operates: around 1030 to 0200 (on and off) most weekdays and weekends on 7 and 14MHz, using a FT-307 transceiver at 70W maximum and a G5RV dipole antenna.

Terry Ibbitson G0VTI operates: each evening between 1900-2000 on or around 7.020MHz c.w., or 14.035MHz c.w. using a Ten-Tec Scout at 50W.



Fig. 2: The face behind the well known and active callsign - Ted Trowell G2HKU shown in his well-equipped shack on the Isle of Sheppey in Kent.

EA8AJ0 (Canary Islands) romping in at around 2200UTC.

John G0VGD meanwhile, concentrated on European traffic on 14MHz for the most part, but further afield he did snag FS5PL St. Martin Island at 2240, V01SA (Newfoundland) at 2231, and CQ2I (Azores Islands) at 2324 on s.s.b. While a crack at c.w. gave him contacts with W4IMI, KD3TL, and K1IED (all USA) around midnight.

The 18 & 21MHz Bands

Don G3NOF says that conditions have been patchy on 18MHz this month, with little heard from the African continent this time around. Although there was plenty to be found from elsewhere.

Busy G3NOF logged s.s.b. contacts with A41LZ (Oman) at 1649, C6AGR (Bahamas) at 2233, HK3GXI (Colombia) at 2113, and OY3JE (Faroe Islands) at 0908. Also worked were Y19VK (Iraq) at 1702 QSL via HA0HW, 5X1T (Uganda) at 1413, and OD5NJ

(Lebanon) at 1813UTC.

On 21MHz Eric Masters G0KRT, operating as GX3WIM, used QRP s.s.b. to work EA3AUM (Spain) at 1719, and high power (not usually Eric's forte!) to hook up with GM4JAE in Scotland via some very short skip (probably single-hop Sporadic-E), while Ted G2HKU lists just a single contact on 21MHz with LT1F (Argentina) at 1400UTC.

John G0VGD didn't spend much time on 21MHz this month, but he did manage to hook up with S50D (Slovenia) at 1108, UT7W (Ukraine Republic) at 1101, and DL1RWN (Germany) at 1102UTC.

The 28MHz Bands

Up to the 28MHz band now, where there are signs that conditions on 'ten' are improving, albeit too slowly for many amateurs' liking! However, Sean G4UCJ made the most of his operating here, using f.m. on the 29MHz section of the band to hook up with EA6XQ (Balearic Islands) at

0859, OM2DX (Slovakia) at 0914, HG5BGP/QRP (Hungary) at 0946, and DF4CL/P (Germany) at 1329UTC.

Ted G2HKU offers just a single c.w. contact here, in the shape of OY6A (Faroe Islands) at 1400. And G0VGD worked OH1LEG in Finland using s.s.b. at 1116UTC.

Using QRP s.s.b. (10W p.e.p.) on 28MHz, Eric G0KRT worked EA7GR (Spain), OE8PPK (Austria), and 9A1CCY (Croatia) all at around 1000UTC. Don G3NOF offers a single 28MHz contact with V01TMB (Newfoundland) at 2218UTC.

Finally I've received a brief letter from new addition to the PW Listening Watch, **Jon Wheeler G0IUE** in Melksham, Wiltshire. Jon being a 28MHz enthusiast reports that he's worked all over south America over the past few months. No doubt Jon always seems to be in the right place at the right time on the 28MHz band!

Signing-Off

Well that's it for this month folks...it's signing-off time! Thanks once more for your support for the column, it's good to read about your daring exploits on h.f. every month, as I'm sure that many of our readers are new to h.f. operating, or are interested in getting onto the bands.

Your words and achievements are certainly a great incentive to them, I have no doubt, so keep up the good work, and good operating! As usual, reports and information (and photos!) by the 15th of each month to: **Leighton Smart GW0LBI, 33 Nant Gwyn, Trelewis, Mid-Glamorgan CF46 6DB, Wales. Tel: (01443) 710749, FAX: (01443) 710789 (9am - 6pm).**

END

AERIAL ROTOR FOR ONLY £49.95!

AR300XL Aerial Rotor, Control Unit and Optional Alignment Bearing
Rotor unit type AR300XL and control console. Continuous indication of beam heading. Clamps to 2in (52mm) max. mast and takes 1/2in (38mm) max. stub. 'Offset' type mounting. Vertical load carrying 45kg. Special offer **£49.95** plus £4.95 p&p.

BEST SELLER

AR1201 Alignment (support) bearing. Allows greater/higher head loads. Fitted above rotor. **£18.95.**

CURRENT CATALOGUE

Send £1 for our latest glossy 34 page catalogue which you will receive back by return of post.




RR-50 Manually tuned satellite receiver, ideal ATV 1.3GHz use and DXing. I.F. coverage 950-1750MHz, video bandwidth 12-26MHz adjustable **£199.00**. Deluxe model with Threshold Assistance board fitted (threshold 3.5dB) **£329.00**

**11 Kent Road, Parkstone,
Poole, Dorset BH12 2EH**
Tel: 01202 738232
Fax: 01202 716951

AERIAL TECHNIQUES

DOES SOMEONE ELSE READ YOUR COPY OF PW EVERY MONTH?



The only gift to be delivered all year round - not just on Christmas morning!

Call
01202 659930
to order NOW.

Or leave the subs page open on the coffee table for that subtle hint!!

BUY A SUBSCRIPTION FOR SOMEONE - IT'S A GREAT IDEA!

KITS AND READY BUILT MODULES

RECEIVE PREAMPS for 2, or 4, or 6, or 10 metres. Gain >26dB and NF <1dB on 2, 4, 6m versions, gain >20dB, NF <2.5dB on 10m version. 100W through power handling. RP2S, RP4S, RP6S, or RP10S. PCB and hardware kit £29.00. Ready built £44.00.

MASTHEAD PREAMPS for 2, or 4, or 6 metres specification as above, together with station feed box. RP2SM, RP4SM, RP6SM. PCB and hardware kit £39.50. Ready built £49.00.

TRANSVERTERS for 2, 4, or 6 metres from 2m or 10m drive. 25W transmit output and 15dB receive gain. Standard version TRC2-10L or TRC4-10L or TRC6-10L are driven with 1-500mW on 10 metres. PCB and hardware kit £150.80. Ready built £208.50. Interface versions TRC4-10iL or TRC6-10iL or TRC6-2iL are driven from 0.5-10W on 2 or 10, respectively. PCB and hardware kit £160.00. Ready built £226.00. TRC4-2iL is also available ready built only.

SPEECH PROCESSOR will increase the average power of sideband transmissions by 10dB and together with enhancement of higher voice tones increase the intelligibility of your signal. It sounds nice too. SP1000, PCB and hardware kit £27.50. Ready built £42.75.

AUTO-TONEBURST provides 1750Hz for 500ms for repeater access, 28 x 28 x 14mm. AT1750, PCB kit £5.00. Built £7.50.

KAYTONE end of transmission morse letter K. Ideal for busy bands to help you be heard in the QRM. KT1000, PCB kit £9.00. Built £15.50.

VAT AND P&P INCLUSIVE PRICES. SEND SAE FOR CATALOGUE.



SPECTRUM COMMUNICATIONS

UNIT 6B, POUNDBURY WEST ESTATE
DORCHESTER, DORSET DT1 2PG.

TEL: 01305 262250



Open 9am-1pm and 2pm-5pm Tuesday to Friday
9am-1pm Saturday. Closed Sunday and Monday.



2 INFINITY & BEYOND WITH MOONRAKER

<p>7 ELEMENT ZL SPECIAL (2M) 11.8 D.B. GAIN £29.99 ADD £6.00 P&P.</p>	<p>5 ELEMENT ZL SPECIAL (2M) 9.6 D.B. GAIN £24.99 ADD £6.00 P&P.</p>	<p>4 ELEMENT (2M) YAGI 5.6 D.B. GAIN £14.95 ADD £6.00 P&P.</p>
<p>HALO (2M) £12.95 ADD £3.00 P&P.</p>	<p>5/8 OVER 5/8 (2M) 6.9 D.B. GAIN £39.95 ADD £6.00 P&P.</p>	<p>MR 258 (2M) £12.95 ADD £3.00 P&P.</p>
<p>HB9CV (2M) 3.2 D.B. GAIN £17.95 ADD £6.00 P&P.</p>	<p>7/8 WAVE WITH RADIALS (2M) 6.5 D.B. GAIN £29.95 ADD £6.00 P&P.</p>	<p>7/8 WAVE (2M) 4.9 D.B. GAIN £24.95 ADD £6.00 P&P.</p>

MOONRAKER (UK) LTD. UNIT 12, CRANFIELD ROAD UNITS, CRANFIELD ROAD, WOBURN SANDS, BUCKS MK17 8UR.
TEL: (01908) 281705. FAX: (01908) 281706.

ELEVENTH NORTH WALES RADIO RALLY

AND ELECTRONICS FAIR

Two day event to be held in North Wales at the

ABERCONWAY CONFERENCE CENTRE, LLANDUDNO

on

Saturday/Sunday 1st & 2nd November 1997
10.00am - Teatime

Bring and Buy at ground floor level in the centre foyer.
Raffles, snack bars, etc.

146 stalls including RSGB Book stall, many Club Stands, Computers, Components, Radio Electronics, 27/234MHz, Satellites, Data Transmission, TV and lots more.

Bring the family for the weekend. Ample accommodation at low winter rates. One hour from Manchester via dual carriageways all the way to the rally.

Ample free parking. Talk-in on S22 and SU8

Admission £1.50
(Children under 14, free)

PHONE 0181 684 1166 **LANGREX SUPPLIES LTD** **FAX 0181 684 3056**
DISTRIBUTORS OF ELECTRONIC VALVES
TUBES AND SEMICONDUCTORS AND I.C.S.
1 MAYO ROAD • CROYDON • SURREY CR0 2QP
24 HOUR EXPRESS MAIL ORDER SERVICE ON STOCK ITEMS

AZ31	£ p	KT66 China	10.00	5Z4GT	3.00	6V6G	8.00
CL33	6.00	KT88 China	12.00	6AQ5	2.00	6V6GT	4.00
E88CC	10.00	N78	8.00	6AR5	20.00	6X4	3.00
E180F	3.50	OA2	3.00	6AS7G	7.50	6X5GT	3.00
E810F	20.00	OB2	3.00	6AU5GT	4.00	12AT7	3.00
EABCB80	2.00	OC3	3.00	6AU6	2.00	12AU7	3.50
EB91	1.50	OD3	3.00	6AW8A	4.00	12AX7	5.00
EBF80	1.50	PCF80	2.00	6BA6	22.00	12AX7A	7.50
EBF89	1.50	PCL82	2.00	6BA6	1.50	12AX7WA	6.00
EBL31	15.00	PCL85/805	2.50	6BE6	1.50	12BA6	2.00
ECC33	12.00	PCL86	2.50	6BH6	2.00	12BE6	2.00
ECC35	12.00	PD500	6.00	6BQ7A	2.00	12BH7A	10.00
ECC81	3.00	PL36	3.00	6BR7	4.00	12BY7A	7.00
ECC82	3.50	PL81	2.00	6BR8	4.00	12DW7	15.00
ECC83	5.00	PL504	3.00	6BW6	4.00	12E1	10.00
ECC85	3.50	PL508	3.00	6BW7	3.00	13E1	85.00
ECC88	6.00	PL509/519	10.00	6BZ6	3.00	572B	95.00
ECC808	15.00	PL802	4.00	6C4	2.00	805	45.00
ECF80	1.50	PY500A	3.00	6CB6A	3.00	807	7.50
ECH35	3.50	PY800/801	1.50	6CD6G	5.00	811A	25.00
ECH42	3.50	QV02-6	12.00	6CL6	3.00	812A	55.00
ECH81	3.00	QV03-10	5.00	6CG7	7.50	813	27.50
ECL82	3.50	QV03-20A	10.00	6CH6	3.00	833A	85.00
ECL86	3.50	QV06-40A	12.00	6CW4	6.00	866A	20.00
ECLL800	25.00	U19	8.00	6D05	17.50	872A	30.00
EF37A	3.50	UABC80	1.50	6DQ6B	10.00	931A	25.00
EF39	2.75	UCH42	5.50	6F6G	6.00	2050A	12.50
EF40	4.00	UCL82	2.00	6FQ7	7.50	5751	6.00
EF86	10.00	UCL83	2.00	6GK6	4.00	5763	6.00
EF91	2.00	UF89	4.00	6J5G	6.00	5814A	5.00
EF183/4	2.00	UL41	12.00	6J5M	4.00	5842	12.00
EL33	15.00	UL84	3.00	6J7	3.00	6072A	6.00
EL34	8.00	UY41	4.00	6JB6A	27.50	6080	6.00
EL34G	6.00	UY85	2.00	6JEB6	27.50	6146B	15.00
EL36	5.00	VR105/30	3.00	6JS6C	27.50	6201	8.50
EL41	3.50	VR150/30	3.00	6K6GT	4.00	6336A	35.00
EL84	2.25	Z759	10.00	6L6G	15.00	6550A	25.00
EL95	2.00	Z803U	15.00	6L6GC	15.00	6883B	15.00
EL360	15.00	ZD21	3.50	6LW6B	10.00	7025	7.50
EL509/519	12.00	3B28	12.00	6Q7	3.00	7027A	25.00
EM34	15.00	4CX250B	45.00	6SA7	3.00	7199	15.00
EM81/4/7	4.00	5R4GY	7.50	6SC7	3.00	7360	25.00
EN91	7.50	5U4G	10.00	6SG7	3.00	7581A	15.00
EZ80/81	3.50	5U4GB	10.00	6S7J	3.00	7586	15.00
GZ32	8.50	5V4G	4.00	6SK7	3.00	7587	20.00
GZ33/37	6.00	5Y3GT	2.50	6SL7GT	5.00		
KT61	15.00	5Z3	5.00	6SN7GT	5.00		
		5Z4G	6.00	6U8A	1.50		

OPEN TO CALLERS MON - FRI 9AM - 4PM. CLOSED SATURDAY.

This is a selection from our stock of over 6000 types. Please enquire for types not listed. Obsolete items are our speciality. Valves are new mainly original British or American brands. Terms CWO/ min order £10 for credit cards.

P&P 1-3 valves £2.00. 4 - 6 valves £3.00.

Add 17.5% VAT to total including P&P.

LINEAR AMP UK **Field Head, Leconfield Road, Leconfield**
Beverley, East Yorkshire HU17 7LU
Telephone 01964 550921
Fax 01964 550921

COME AND SEE THE 2M/6M DISCOVERY

LEICESTER
SHOW
STAND E5



AS
REVIEWED
BY DAVID
BUTLER
IN THIS
ISSUE

Visit our stand at the Leicester Show
and see our full range of amplifiers,
both VHF and HF.

DON'T PUT YOUR LIFE AT RISK USING A FIST-MIC WHILE DRIVING!!

Invest in a **MOBILITE hands-free microphone**

○ Comfortable and unobtrusive ○

○ Inbuilt 1750Hz tone-burst ○

○ Available in models to suit most radios ○

Drive safely for only £42.50

FOR INFORMATION ON ANY OF THE ABOVE PLEASE RING/FAX:

01964 550921

or E-mail: peter@linearampuk.u-net.com

G6XBH G1RAS G8UUS
VISIT YOUR LOCAL EMPORIUM
 Large selection of New/Used Equipment on Show
AGENTS FOR: YAESU • ICOM • KENWOOD • ALINCO
 Accessories, ReVex/Diamond range of SWR/PWR, Adonis Mics,
 Mutek products, Barenco equipment, MFJ products.
 WE SPECIALISE IN ALL TYPES OF PLUGS, ADP, ETC
 ★ ERA Microreader & BPS4 Filter, SEM Products ★
 ★ Full range of Scanning Receivers ★
 AERIALS, Tonna, Maspro, plus full range of base/mobile antennas.
 BRING YOUR S/H EQUIPMENT IN FOR SALE
JUST GIVE US A RING
Radio Amateur Supplies
 3 Farndon Green, Wollaton Park, Nottingham NG8 1DU
 Off Ring Rd., between A52 (Derby Road) & A609 (Ilkeston Road)
 Monday: CLOSED. Tuesday-Friday 9.00am to 5.00pm. Saturday 9am to 4pm
 INTERNET: <http://www.geocities.com/Eureka/1448> E-MAIL: ras-nottm@geocities.com
G6XBH G1RAS G8UUS Tel: 0115-928 0267

QUARTZ CRYSTALS
 CUSTOM MANUFACTURED CRYSTALS AND OSCILLATORS

FUNDAMENTALS FREQUENCY RANGE	PRICE	OVERTONES MODE	FREQUENCY RANGE	PRICE
1.5 to 2.0 MHz	£9.50	3rd OVT	21.00 to 60.00 MHz	£7.50
2.0 to 4.0 MHz	£9.00	3rd OVT	60.00 to 75.00 MHz	£8.75
4.0 to 6.0 MHz	£8.75	5th OVT	60.00 to 110.0 MHz	£8.50
6.0 to 22.0 MHz	£7.50	5th OVT	110.00 to 126.0 MHz	£10.00
22 to 26.0 MHz	£9.00	7th OVT	125.00 to 175.0 MHz	£13.50
		9th OVT	170.00 to 225.0 MHz	£13.75

1.5 - 2.0MHz available in HC6/U or HC33/U only
 2.0 - 10.0MHz available in HC6/U HC33/U HC18/U or HC25/U only
 10.0 - 225.0MHz HC6/U HC33/U HC18/U HC18/T HC18/TT HC25/U HC25/TT HC45/U
 Where holders are not specified, crystals above 2.00MHz will be supplied in HC25/U.
 For HC18/T and HC25/T (11.7mm ht.) add £1.00. For HC18/TT & HC25/TT (9.6mm ht.) and HC45/U add £5.00.
Delivery approx 2 weeks. For 5 day EXPRESS service add 50% to above prices.
 Prices include P&P and VAT. Minimum order charge £10.00. We do not accept credit cards.
 Unless otherwise requested fundamentals supplied for 30pF load & overtones for series resonant operation.
 Where applicable please state the make and model number of the equipment the crystals are to be used.
 This will assist us in providing the correct specifications.
 Crystals available to PMR and other commercial specifications.
 Custom Manufactured TTL and CMOS oscillators 3.5 - 85MHz £20.35 each 1 - 4 pcs.
QuartzLab Marketing Ltd
 PO Box 19, Erith, Kent DA8 1LH
 Phone 01322 330830 Fax 01322 334904 SAE with enquiries please

J. BIRKETT
SUPPLIERS OF ELECTRONIC COMPONENTS

NEW SUPPLY OF MICROWAVE COMPONENTS "X" band gunn diodes @
 £1.80, high power "X" band gunn diodes @ £3.60. "J" band (12 to 18GHz) gunn
 diodes @ £1.70, high power "J" band gunn diodes @ £5.24GHz gunn diodes
 @ £2.30, "X" band detector diodes like 1N23 @ 50p, 1N12 @ 50p, 1501E @ £1.60, tape ended @ 3 for £1.60, 18GHz
 limiting diodes @ 50p, components general inc. 50 ohm loads type CBT-150-3 in 2 hole microwave package @ £1.95,
 1N416C 25Hz diodes @ 75p, Murata "X" band pucks 10 for £1.20.
EX-MOD STRONG 3/4 DIA MAGNETIC MOUNT @ £5 (P&P £2).
VHF PIN DIODES @ 5 for 75p, 50 low power HF pin diodes @ 80p, 50 assorted varicap diodes @ 75p.
AIRSPACED VARIABLE CAPACITORS 10+10+20pF @ £3.50, 150+150pF @ £3.50, 100+200pF @ £3.50, 200+300pF @
 £3.50, 250+250pF @ £3.50, 250+250+20+20+20pF @ £3.50, 365+365+365pF @ £4.95, C804 type 10pF, 25pF, 50pF all at
 £3.50 each, special offer 360+380pF 1/2" spindle @ £2.50, 5 for £10.
FETS 2N3819 @ 35p, J304 @ 25p, J230 @ 20p, dual gate 3N201 @ 80p, BF981 @ 35p.
R.F. POWER TRANSISTORS HF SD1487, 100 watt, 12 volt with data @ £12.95, £22 pair.
VIDICON CAMERA TUBE P831 @ £5, Schottky barrier diodes BAT85 @ 15p, H.P. 5082-2835 @ 20p.
ELECTRICAL BAROMETRIC ALTIMETER type Mk22 as used in V-bombers @ £16 (P&P £6).
RADIO ALTIMETERS INDICATORS 450 knots @ £10.
240 VOLT MAINS POWER SUPPLY OUTPUT 27 VOLTS DC 15/17/20 amps weighs 22Kgs @ £35 (P&P £10).
 ACCESS, SWITCH, BARCLAYCARD & AMERICAN EXPRESS cards accepted.
 P&P £1 under £10. Over Free, unless otherwise stated.
C.M. HOWES KITS. Available by post and for callers.

DEMODULATORS FOR JVFX HAMCOMM
RADIORAFT DL4SAW SSTV & POCSAG

THE ORIGINAL RECEIVE ONLY with 25 way 'D' type £16.99
POCSAG RECEIVE version (as above, with variable hysteresis) £19.99
TRANSMIT version (Pocsag Rx + Fax/SSTV/HamComm Tx) £24.99
 25 to 9 way Adaptor £3.00. Shareware on 3.5" HD Disks
JVFX7 + HamComm3.1 + PKTMON12 + NEW POCSAG (PD2.04) £2.50
RADIORAFT Version 2.12 £2.50 DL4SAW SSTV (V1.2) £2.50

REGISTERED VERSIONS OF SOFTWARE
NOW ALSO INCLUDING RADIORAFT
DL4SAW (GSHPC) SSTV (V2.21) £34.99 HamComm3.1 £19.99
NEW POCSAG (PD2.04) £19.99 RadioRaft Version 2.12 £19.99
All prices UK/Eire inc VAT & P&P. For non-EU deduct 17.5% VAT
All products (except software) carry a full money back guarantee.
Minimum Credit Card order £15.00 Outside British Isles add £2.00
Pervisell Ltd, 8 Temple End, High Wycombe, Bucks.
HP13 5DR Tel: (01494) 443033 Fax: (01494) 448236
<http://www.pervisell.com> e-mail ham@pervisell.com

VHF REPORT

David Butler G4ASR has details of Sporadic-E and Auroral-E openings to North America on 50MHz. There's also details of a major meteor shower that may provide tremendous DX opportunities on the 144MHz band.

As a generalisation, propagation on the v.h.f., u.h.f. and microwave bands was quite good during the month of August. On the v.h.f. bands (50, 70 and 144MHz) there were openings via Sporadic-E (Sp-E), Auroral-E (Au-E), Aurora, Field Aligned Irregularities (f.a.i.) and meteor scatter (m.s.). Conditions on the u.h.f. and microwave bands (430MHz and up) were also good with lengthy periods of tropospheric enhancements.

Sp-E openings were still very prevalent on the 50MHz band during August, although it was noticeable that the duration and strength of these events was declining. Openings on a few days, particularly in the period August 16-22, were very patchy and for the first time in months there were days when no openings were reported at all (August 6-7 and 18-19).

However, according to your reports there were a total of 47 DXCC countries in three continents worked on the 50MHz band from the UK during August. The countries were CN, CT, DL, EH, EI, ER, ES, F, G, GD, GI, GJ, GM, GU, GW, HB9, HB0, I, IS0, JW, LA, LX, LY, LZ, OE, OH, OH0, OK, OM, ON, OY, OZ, PA, SM, SP, SV, S5, TF, T7, VE, W, YL, YO, YU, ZA, 9A, 9H. And if you know of any more, please let me know.

As reported last month, **Mike K5KWG** is now active as **ZA1MH** (Albania). In addition to the 50MHz band he is also QRV from 1.8MHz through to 144MHz, using c.w., s.s.b. and RTTY. He is operating from a remote village where he is working as a missionary setting up radio communications.

Andy Markham G8RZA (J001) has reported some of the DX worked from his QTH during July and August. Using an Icom IC-202 and RN Electronics transverter, 25W and an HB9CV beam at 10m above ground level (a.g.l.) his contacts have included the stations of **EH8BPX** (IL18), **ER5AA** (KN45), **LZ2FO** (KN13), **YL2JN** (KO16), **YM7PA** (KN91), **YO7BSN** (KN15), **9A2YD/P** (JN74) and **9H5EE** (JM75).

Not everyone is fortunate to be able to operate from home even with a small antenna so other alternatives must be found. **Eric Moger G7VDF** frequently operates mobile from his car on both the 50 and 144MHz bands.

Normally Eric is content to contact local stations on the 50MHz band, but on August 12 he worked a few Italian stations and **9A3HZ** whilst mobile in the Forest of Dean (IO81). Eric runs an FT-290 transceiver, 10W into a quarter-wave vertical antenna.

An unusual opening on the 50MHz band occurred during the evening of August 24. At 1820UTC following reception of some weak Norwegian television carriers **Ken Osborne G4IGO** (IO80) heard the beacon **JW7SIX** (50.047MHz) located on Svalbard.

Ken then telephoned the beacon keeper **Ola JW8GV** who kindly switched off the transceiver that was running in beacon mode. A two-way c.w. contact was then made but as the transmitter only runs 15W into a 4-element Yagi signals over the 3173km path were quite weak, peaking 549.

Following that contact, another c.w. QSO was then attempted by **JW8GV** (JQ78) with the station of **Roger Horne G4HBA** (IO80) but signals faded out rapidly. Hearing nothing else on the band, Ola then returned the system into beacon mode at 1900UTC.

Later in the evening around 2030UTC the beacon was heard again at the QTH of **G4HBA** but this time very much stronger. Roger then telephoned **JW8GV** who was pleased to make his second confirmed c.w. contact of the evening.

The beacon was then re-activated but at 2145UTC it was heard again, this time at the QTH of **Brian Booth G3SYC** (IO93). Such is the camaraderie of fellow DXers that Ola didn't mind being telephoned for the third time that evening!

Following the c.w. contact with **G3SYC**, a number of other stations called **JW8GV** on c.w. but their speed was too fast for Ola to copy. In a further telephone conversation Ola explained that his c.w. is very slow (about six words per minute) and that stations calling him should have transmitted at the speed he was transmitting at. However, he reports that he was very pleased to make his first contacts from JW on the 50MHz band. By the way, on the following evening, August 25, **JW8GV** (home call **LA8GV**) also managed to work stations of **G3HBR** (IO93) and **G4IFX**.

Unfortunately, Ola mentioned

that he will be leaving Svalbard this Christmas. I suggest therefore that you pay special attention to his working frequency 50.047MHz for the next few months in case you hear the beacon. If you do hear him, don't forget to send your c.w. very slowly. Oh, and of course find out what his telephone number is!

Transatlantic Opening

Although somewhat late in the season, two transatlantic openings on the 50MHz band occurred during August. The openings between the UK and North America took place on August 4 and 12.

Additionally, there was also one opening on August 2 when the station of **G3FPQ** (IO91) briefly heard **WB9AHM**. The US station was calling CQ on 50.110MHz at 2115UTC but he faded out before contact could be confirmed.

The opening on August 4 was quite an unusual event and occurred co-incidentally the day after a good auroral opening (of which more later). It commenced during the evening of August 4 from 1700-2000UTC with a Sp-E opening to EH, I and IS0. During this event, a northerly path also opened up to Scandinavia (LA, OH and SM).

Around 2030UTC some stations in southern England reported hearing television stations to the north-east with a 'ringing' sound indicative of some form of field aligned (f.a.i.) propagation. Almost at the same time it became apparent that some form of auroral ionisation was developing to the north-west.

Stations in the southern part of the UK (IO70, IO80, IO90), whilst beaming at 290°, could hear ON and PA stations fully auroral. At times, various European television stations could also be detected via auroral back-scatter.

At 2100UTC stations in ON and PA were heard via the aurora working North American stations in the W1 and W3 call areas but nothing was heard of the DX in southern England at this time. (Although it must be recorded that the station of **G6YIN** (IO93) did report hearing **KM1H** (FN42) earlier at 2020UTC).

The ON/PA stations were giving T9 reports to the US stations, indicating that the propagation may possibly have been via Au-E. Around

2130UTC, stations in southern England started to hear the US stations, **Ken G4IGO** for example working **W1RA**, **W1VHF**, **KA1MFA**, **WA1VTA**, **WA2BPE**, **K2MUB** and **WA3TBG**. He also heard **VE2FIT**, **W1TDA** and an unidentified **WA2T?** station. Unlike other openings the event was a rather patchy affair, signals waxing and waning throughout the evening until approximately 2330UTC.

All stations worked exhibited a pure T9 note with no indication of auroral roughness. Ken suggests that this opening was not via the normal summer time multi-hop Sp-E or E-layer propagation mode. He thinks that it was a major single-hop Au-E event. However, others think otherwise.

Iain Philipps G0RDI (IO91) made the following observations whilst beaming north-west from the UK. The station of **PA2VST** heard aurorally at 52A followed by **ON4KST** at 59 (perfectly T9 and nothing heard on the correct beam-heading). This was followed by the auroral reception of **VE9AA** peaking 52A and then **F6IFR** (59), pure tone and nothing on the correct beam heading.

Finally, **KM1H** (579) and **W1RA** (539) sounding like meteor scatter, with no auroral tone. Iain agrees that although auroral propagation was prevalent the path to North America was probably made possible via some form of mixed-mode propagation.

Steve Reed G0AEV wonders whether it was aurora at all as the magnetic K-index was quite low at the time. He suggests that it could have been f.a.i. propagation which can at times sound very auroral. Whatever it was, it clearly was an unusual event.

The other transatlantic opening, which occurred on August 12, was a regular multi-hop event, probably the last of this year's summer Sp-E season. It commenced around 1330UTC with the reception of Icelandic television on Ch3, 55MHz.

At 1350UTC the station of **TF3VET** (HP94) became audible on the 50MHz band and made a number of s.s.b. contacts throughout G, ON and PA. The only other station that appeared to have been worked at this time was the ideally located station of **VE1PZ** (FN85). He was

being worked until the band faded out around 1430UTC.

Auroral Opening

A reasonably good auroral opening took place during the early evening of Sunday August 3 allowing DX contacts to be made on both the 50 and 144MHz bands. It was first detected in the UK around 1730UTC and continued for about two hours.

On the 50MHz band, **Steve Jones GW0GEI** (I073) found the stations of **ES1CW** (K029), **MM0AMW** (I075), **OY9JD** (IP62) and **SP4POB** (JP70). It seemed to be even better on the 144MHz band with the station of **John Regnault G4SWX** (J002) catching **ES2RJ/8** (K028), **ES5PC** (K038), **SM5MIX** (J078), **YL2AJ** (K016) and **YL3AG** (K026).

At the QTH of **Dick PA3FJY** (J032) c.w. contacts on the 144MHz band were made with **GM4ILS** and **GM4YXI** (both in I087), **SM0ELV**, **SM5BSZ**, **SM5PRE**, **SK6HD** and **YL3AG**. He also heard **LA0BY**, **LA8WF**, **SM5HJZ**, **SM6MNH**, **SM7SJR** and **YL2AJ**. By the way, Dick runs 250W into a single 9-element OZ5HF Yagi.

Auroral activity will be increasing over the next few years and you can look forward to some excellent DX openings via this mode soon.

Late Opening

An unusually late (although not totally unexpected) Sp-E opening occurred on the 144MHz band on August 14. Around 1500UTC the maximum usable frequency (m.u.f.) which had been hovering around the 60MHz region suddenly shot up to over 108MHz allowing the reception of Italian and Spanish f.m. broadcast stations in many areas of central England.

At 1610UTC the m.u.f. reached the 144MHz band allowing operators in central and southern England to make contacts with stations situated in I, IT9, LZ, YU and 9A. The opening lasted for nearly one hour fading out around 1710UTC.

Lee Adams G4RKY (J001) seemed to be in the right place making s.s.b. contacts with **HA7UL**, **LZ1KDP**, **LZ1KWT**, **YU1BW**, **YU1EV**, **YU110**, **9A3GL** and **9A4EW**. **Ela Martyr G6HKM** (J001) was also in the right place contacting **LZ1KWT** (KN21) and **LZ1UF** (KN12).

However, **Andy G8RZA** only a few km away reported that the signals sounded more like meteor scatter as the signals were only coming in via bursts of up to seven seconds at a time. Using an Icom IC-202 and a 4-element Yagi at 8m a.g.l. he heard **HA7UL**, **LZ1UF** and **9A3RU** but made no contacts.

Stations in other locations worked into different areas, **G4VPD** (I092) for example contacting **I8MPO** and **IT9IPQ/9**. Further to the east the station of **PA3CEE** (J033) also worked **I8MPO** and **IT9IPQ/9** as well as contacting **IK7MOI/P** and **IK7XWJ**. He also heard **EA3TI**, **IK6ZGF** (Balearic Islands) and **I7CSB**.

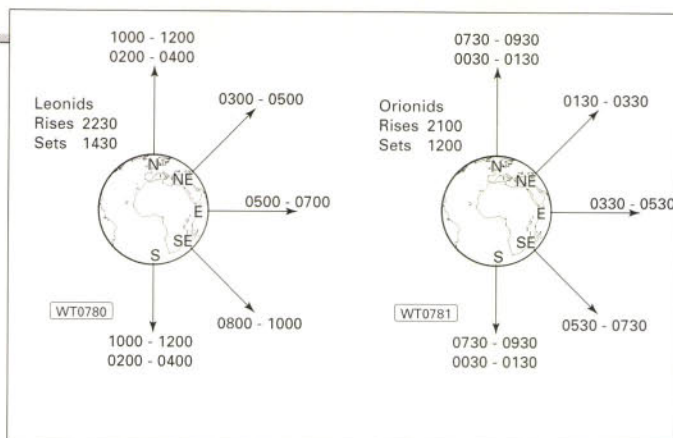


Fig. 1: Leonids Meteor Shower Monday 17 November 1997.

Fig. 2: Orionids Meteor Shower Wednesday 22 October 1997.

Zoran Obradovic YU7ON (KN04) reports that between 1631-1652UTC he made s.s.b. contacts with **GW4UWR**, **GW4ZQV** and **GW8JLY** in locator square **I081**, **G0FIG** in **I090** and **G0GMS**, **G0KAS**, **G3JHM** and **G3YVR** in **I091**. Zoran also worked **F1DBN** (J000), **ON4KST** (J020), **ON4YZ** (J020) and **ON5PJ** (J010). The station at **YU7ON** runs only 25W from a Trio TR-751E into two YU0B long Yagis.

Meteor Showers

One of the major meteor showers, the Perseids, was encountered during the period mid-July to mid-August, with maximum activity occurring between August 9-12. It provided an excellent opportunity to make both scheduled and unscheduled (random) contacts with like-minded DX stations up to 2000km away.

In my opinion it's very difficult to be absolutely sure that propagation on the 50MHz band during the Perseids shower is m.s. rather than Sp-E. This is because it's possible for continuous m.s. bursts to ionise the E-layer (at this low frequency) for some considerable time, maybe 30 minutes or longer.

Also the summer Sp-E season extends well into August and beyond. Hence the difficulty in differentiating between the two modes. However, up on the 144MHz band the situation is very different and it's much easier to determine which propagation mode is occurring.

Therefore I'll concentrate on results on the 144MHz v.h.f. band. Although the Perseids shower is very predictable some years are better than others. Conditions this year seemed to be quite good with some reasonably long bursts being recorded, some in excess of 40 seconds. To the uninitiated that's more than enough time to make three or four valid s.s.b. contacts.

There were two periods when maximum meteoric activity were noted, around 0600 and 1800UTC on August 12. Many c.w. operators were active around the calling frequency 144.100MHz and there was lots of activity on and around

144.200MHz, the s.s.b. calling frequency. At times, numerous stations were causing QRM to each other and it's unfortunate that many (if not all) didn't realise that the alternative s.s.b. meteor scatter sub-band between 144.390 to 144.400MHz can still be used.

A DXpedition station **EW5M** (K022), operated by **DL2SDQ**, **SP9LCV**, **SP9TCE** and **SP9WZF** was active from Belarus during the shower. They were using an Icom IC-730 transceiver, transverter and a 200W amplifier feeding a **DJ9BV** long Yagi.

To decode the high speed c.w. a **DF7KF** DTR-MS digital recorder was used whilst the transmitted c.w. was produced using a **386SX33** PC with **OH5IY** software running up to 4000 l.p.m. (that's 800w.p.m.!). The group completed 135 m.s. contacts in 71 locator squares and included the stations of **G0CUZ**, **G0FIG**, **G0KAS** and **G1HWY**. Unfortunately their power amplifier went faulty during the evening of August 11 so they were unable to be active during the peak of the shower.

Among the many contacts made by **Lee G4RKY** during the main shower period were the stations of **ES2RJ/8**, **HG7P/O**, **LA0BY/P**, **LZ1KWT**, **OH3AWW**, **RW1AW**, **SM0KAK/O**, **SP20FW**, **S51MQ**, **YL/DJ5CL**, **4N7AX** (KN05) and **9A4NF**. Other DXCC countries known to have been active included the stations of **EA3TI**, **EU1AA**, **I8MPO**, **LY2MW**, **OK2ZZ**, **OM3LQ**, **RU1AA**, **Y02IS** and **9H1GB**. This shows the type of c.w. and s.s.b. QSOs that can be accomplished via m.s. on the 144MHz band.

Results on the 432MHz band are very difficult to achieve. In a two hour schedule between **DL4MEA** (JN58) and **SM3AKW** (JP52) only six 'pings' were recorded at the QTH of **DL4MEA** and two small 'bursts' of signals at **SM3AKW**. However, **Y02IS** (KN05) did manage to make a QSO with **LY2WR** (K024). At the QTH of **Y02IS** a total of two pings and four bursts of signals were received including one at S9 of 5 seconds duration.

Although the Perseids shower is regarded as the 'big one' other major showers should not be disregarded.

Indeed it is expected that the Leonids shower in November may be as good if not better than the Perseids.

The Leonids shower occurs each year between November 15-19 with maximum activity on November 17. Past observations show that approximately every 33 years the shower reaches storm proportions. The last peak was in 1966 when an estimated 10,000 to 150,000 meteors per hour were observed. Although the next intense peak should be in two years time, conditions last year were excellent.

A number of stations reported bursts on the 144MHz band of up to two minutes duration and some reports mentioned that for an hour or so the band sounded as if a Sp-E opening was in progress. The shower is not visible at all times as it 'dips' below the horizon (in Europe) between 1400-2300UTC. Therefore the shower can only be used from approximately midnight through to 2pm in the afternoon.

If you look at the diagram, **Fig. 1**, you will see the best times for certain beam-headings. Note also that the predicted maximum of the shower should take place within the period 0800-1200UTC on Monday November 17.

If you don't have the equipment (or lack confidence) for making contacts on the 144MHz band then why don't you try making some s.s.b. contacts on the 50MHz band? Low power gives very good results and the band should be open for lengthy periods allowing 'normal' contacts to be made.

For good measure I've also included details of the Orionids shower in the diagram, **Fig. 2**. This is also a major shower, with maximum activity on Wednesday October 22.

If you need any advice on how to start on this exciting mode you can always telephone or E-mail me (details below). Good luck and please let me know if you made any contacts.

Deadlines

That's it again for another month. Don't forget to send me your list of locator squares, counties and countries worked for the 1997 table. Forward any news, views, comments or photographs to reach me no later than **Saturday November 1**.

Send them to me at **Yew Tree Cottage, Lower Maescoed, Herefordshire HR2 0HP**. You can also contact me via Packet radio @ **GB7MAD**, the UK DX Cluster @ **GB7DXC** or E-mail via **davebu@mdlhr1.agw.bt.co.uk**. Alternatively you can telephone me on **(01873) 860679**.

END

BITS & BYTES

Mike Richards G4WNC has some useful tips on what to look for when buying from radio rallies, as well as an update on the DSP Blaster program.

As this issue of *PW* coincides with the Leicester Amateur Radio Show I thought it might be rather timely to run through a few hints and tips on how to make the most of the computing bargains that are to be had at most radio rallies. Let's start with a word of warning that's best summed-up in the expression - buyer beware!

When you go around any show, whether it be a computer, sports equipment show or a radio rally, the traders are primarily there to tempt you to part with your money, so they can earn a living. This is a perfectly fair and normal way of going about life but don't be fooled into thinking that traders are going to offer goods at greatly reduced rates simply to do you a favour!

Having said that, there are some genuinely attractive bargains to be had if you know what to look for. If you're looking to spend a lot of money on the latest all singing and dancing Pentium based PC you need to be very careful indeed, as this market is really very competitive and any PC that is significantly cheaper than similar models advertised through the computing press must be viewed with suspicion.

Because the computer market is so competitive, the large mail order companies usually offer the best prices. They are able to do this because they buy huge quantities of the components and therefore get the best discounts and then sell on the final product with a very small profit margin. So, if you find a PC at a significantly lower price, there's probably a catch somewhere, so beware!

If you're seriously after bargains it's wise to keep well away from all the latest products and look at those that have been superseded by later models. If you're in the market for a PC you should find some very good bargains in 486 based units.

Although overtaken by Pentium a good 486DX/266 or DX4 machine can usually make a pretty good job of all the radio software that's around these days. If you're interested in a more modest specification you should be able to pick-up 486SXs very cheaply.

However, I would think twice before going for any of the slower processors i.e. 386 or 286 as you may have problems finding suitable software. If you have enough

computing knowledge to fit your own components such as CD-ROMs and disk drives, you really can do well at a rally. This is again especially true if you keep away from the latest releases, i.e. 4x and 6x drives are often much better value than 8x.

However, if you only use a CD-ROM very occasionally you should be able to get a 2x drive extremely cheaply. When buying any drive you do need to be careful that you either have an appropriate interface already installed or can easily (and cheaply) get hold of one. There's not much point in getting yourself a bargain CD-ROM if you have to pay full whack for the interface!

Another point to watch is the interface for the many high capacity hard disk drives that are on the market. There's no point in getting one of these unless your hard disk controller supports the EIDE or appropriate SCSI interface.

Danger Areas

Computer software is another area that has its own bargain and danger areas. As with hardware, the best chances are with the outdated versions of popular software.

For example, if you want a wordprocessor, you'll find that you can easily pick-up early versions of *Microsoft Word* and other industry standard programs. You do need to make sure that the program's not too old though.

I've been caught-out before with old versions of programs that were written for Windows 3.0. Whilst many are okay you can get mysterious crashes with some. You can easily check before you buy by reading the systems' requirements on the side of the box - it will say if it's been designed for Windows 3.0.

If you really want to get smart

Special Offers

If you'd like a copy of Hamcomm/JVFX, etc. I've arranged a very special offer with the **Public Domain and Shareware Library (PDSL)**. They have put together a library set of all five disks for just £12, all inclusive.

Using PDSL also makes ordering simpler as they accept all the usual credit cards so you can order by 'phone - you don't even have to write a letter. Please direct all orders and enquiries about this disk set to **PDSL, Winscombe House, Beacon Road, Crowborough, Sussex TN6 1UL. Tel: (01892) 663298** and request library volume: **H008739abcde**.

The software is only available as a set of five disks as follows: IBM PC Software (1.44Mb disks): **Disk A** - JVFX 7.1, HAMCOMM 3.1 and WXFAX 3.2; **Disk B** - DSP Starter plus Texas device selection software; **Disk C** - NuMorse 1.3; **Disk D** - UltraPak 4.0 and **Disk E** - Mscan 1.3 and 2.0.

with software you can use a rally to get the latest software at a discount price. The trick is to use the upgrade system that most of the major manufacturers offer. This is where they offer programs at a much reduced rate if you can prove that you have an earlier version.

All you have to do is find a qualifying early version of the program at the right price and you're in business. Not only do you get the latest software but you also get the manufacturers full support facilities!

To make best use of upgrading software you do need to do some research before you go to the rally. The most important points are to know what versions of the program qualify for the upgrade deal and what you have to send to prove ownership.

Some programs check for the presence of an early version during installation whereas other companies just require you to send the front cover of the old manual. In this latter case you naturally need to ensure that your bargain software comes complete with the necessary manual and the page you need is still there!

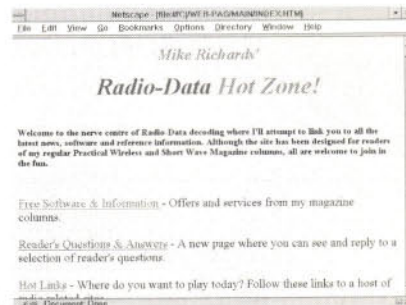
Now this may all sound very daunting, but there really are some great bargains to be had - you just need to think carefully before you buy - remember buyer beware. Good hunting and why not drop me a line telling me about your best catches?

Web Site

Thanks for all your kind comments about my web site. However, several readers have pointed-out that the Web site address printed at the foot of the column has had an error for several months - sorry!

I've now corrected the address and updated the site as well! - So, why not pay me a 'visit'?

Why not pay a visit to Mike G4WNC's Web Site?



DSP Blaster Update

The *DSP Blaster* program has caused quite a stir since I first mentioned it a couple of months ago and I know many readers without Internet access are struggling to get hold of a copy. Thanks to an E-mail from **Mike Le Ves Conte** this is now possible.

Mike has been authorised by the author, **Brian Beezley**, to distribute copies of the demo version of *DSP Blaster* and has supplied details of how to get a fully registered version for the US. If this is your first encounter with the program, I suggest you take a look at the last couple of 'Bits & Bytes' to see just how good it is.

Basically, if you have a PC and a SoundBlaster card you really ought to give it a try. You will get a fully configurable DSP filter that can run in the background whilst you use the PC for other Decoding tasks. The program is really very good.

To get a demo version of *DSP Blaster* just send a formatted 1.44Mb 3.5in disk with a pre-paid reply envelope to: **Mike Le Ves Conte, 28 Woodlands, Paddock Wood, Kent TN12 6AR**. Registering for a full version can be done through the author Brian Beezley and costs \$125 or equivalent.

Brian supplies the program on disk and he accepts payment via MasterCard, Visa, Discover, International Money orders, cheques drawn on US banks or cash in a registered letter. You should post your orders to **Brian Beezley, 3532 Linda Vista Drive, San Marcos, CA 92069 USA**. If you'd rather pay by 'phone, Brian can be contacted during the hours of 1400-0100UTC on **001 760 599 4962**. My thanks to Mike for supplying this information.

That's all I have room for this time so until next month, cheerio and please keep your news and views coming to me **Mike Richards G4WNC** at **PO Box 1863, Ringwood, Hants BH24 2ZD** or via E-mail to: **mike.richards@bt.dial.pipex.com** My Web site address is **http://dialspace.dial.pipex.com/mike.richards/**

END

PHONE NOW FOR THE BEST DEALS IN LONDON

WE PROMISE TO MATCH ANY GENUINE QUOTE

**GPS
GARMIN**



**GARMIN
12XL**

- ★ Powerful 12 channel receiver
- ★ Moving map graphics
- ★ Back light display
- ★ One-hand operations

£209.99

GPS 38.....	£124.99
GPS 12.....	£149.99
GPS II.....	£129.99
GPS II+.....	£219.99
GPS 12XL.....	£209.99
GPS 45XL.....	£219.99
GPS MAP 130.....	£499.99
GPS MAP 135.....	£call
GPS MAP 175.....	£call
GPS MAP 230.....	£call
GPS MAP 220.....	£call
GPS III (with map).....	£459.99
GPS 40 (re-worked).....	£99.99
GPS 45 (re-worked).....	£119.99

**GPS
MAGELLAN**



**MAGELLAN
3000XL**

(FREE CASE + FREE BRACKET)

- ★ Powerful 8 channel receiver
- ★ Built-in antenna

£169.99

GPS 2000XL.....	£159.99
GPS 3000XL.....	£169.99
GPS 4000XL.....	£219.99
Meridian XL.....	£239.99
DLX 10.....	£459.99
NAV 1200.....	£234.99
NAV 6000.....	£569.99
NAV 6500.....	£739.99



MAIL ORDER HOTLINE

0171-637 3727

Fax: 0171-637 3728 E-mail: sales@sun-rise.co.uk

**GPS
ACCESSORIES**

Marine antenna	£89.99	£69.99
Car antenna	£89.99	£69.99
PC kit	£89.99	£69.99
Cigarette lighter adaptor	£29.99	£19.99
Mounting bracket	£29.99	£24.99
Power data cables	£24.99	£19.99
Pouch case	£24.99	£14.99
GPS case	£29.99	£9.99
Training video	£14.99	£6.99
Universal holder	£12.99	£9.99
PC software available		£call

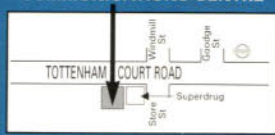
NIGHT VISION



MOONLIGHT

Moonlight NV-100	£319.00	£299.00
Moonlight Mini	£269.00	£259.00
ITT Quest 100		£699.99
ITT Quest 150		£899.99
ITT Quest 250		£1699.00
ITT Quest 300		£call

CENTRAL LONDON'S ONE-STOP COMMUNICATIONS CENTRE



229 Tottenham Court Road, London W1

All prices include VAT. Next day delivery available

**SCANNING
RECEIVER**

**YUPITERU
MVT-7100**

- ★ 580MHz-1600MHz
- ★ 1000 memory channels
- ★ Strength meter
- ★ Search & scan
- ★ Illuminated keypad
- ★ Back-light
- ★ 3-way power

£229.99




Welz WS1000.....	£229.99
Icom IC-R10.....	£334.99
Uniden 220XLT.....	£169.99
Uniden 60XLT.....	£99.99
Yupiteru MVT-9000.....	£349.99
Yupiteru MVT-7100.....	£229.99
Uniden BC80XLT.....	£99.99
AOR AR8000.....	£294.99
Alinco DJ-X10.....	£349.99
Yupiteru VT-125Mk2.....	£199.99
Netset PRO-44.....	£129.99
AOR AR3000.....	£call
Icom IC-R8500.....	£1499.99
Yaesu FRG-100.....	£489.99

TRANSCEIVER

**ICOM
IC-T22E**

- ★ Independent band control
- ★ Simultaneous receiving
- ★ 200 memory channels
- ★ Hand held to hand held cloning capability

£249.99



Alinco DJ-190.....	£149.99
Alinco DJ-541.....	£129.99
Icom IC-T7E.....	£284.99
Kenwood TH-22E.....	£229.99
Alinco DJ-45.....	£299.99
Yaesu FT-50.....	£289.99
Yaesu FT-11.....	£239.99
Alinco DR-140.....	£249.99
Alinco DR-430.....	£259.99
Yaesu FT-8100R.....	£499.99
Yaesu FT-3000M.....	£399.99
Icom IC-207H.....	£439.99
Icom IC-2710H.....	£494.99
Icom IC-W32E.....	£349.99

BROADCAST

ROUND-UP

As well as lots of station news and activity, Peter Shore explains how the world was united as never before back on the 6th September.

Edward Harris, a reader near Walsall in the West Midlands, responded to my question asking how well the **Voice of Russia** can be heard these days on short wave. He reports that the station comes in very well with hardly any interference, and notes reception in August particularly at 1600UTC on 9.765MHz and 2100UTC on both 9.775 and 11.84MHz.

Edward uses a Yaesu FRG-8800 with a 22m long wire antenna. Thanks for your report, Edward, and the nice comments about *PW* and my column. Please let me know of other interesting things you hear on the short wave bands with your nice receiving set-up, so that I can pass the details on to other readers.

Unusual Languages

If you like finding unusual languages on the short wave dial, tune to 9.69MHz at 0800UTC. There you may discover **Radio Tatarstan** with programmes in Tatar and Russian. The new service has been on the air since the beginning of August, and is beamed from the republic of Kazan to north-west Europe.

Audio Site

Radio Korea International in Seoul has launched an Internet audio site which carries its English service in parallel with existing short wave transmissions. Listen out for English at 0200-0300 and 1900-2000 at www.kbs.co.kr

The presenters of the regular *Short Wave Feedback* show on Radio Korea have asked listeners, since the station is heard globally by Internet as well as short wave, whether the programme title should be changed.

If you think it does deserve a new name, or if you believe the current name is suitable, write to co-presenters **Han Hee-Joo** and **Andy Jordan** at **Radio Korea International**, 18 Yoido-dong, Youngdungpo-gu, Seoul 150-790, Korea.

Financial Troubles

If you read this column regularly you will know that the Belgian **Radio Vlaanderen Internationaal** service is one of several stations that have financial troubles. From the start of the new winter season which came into effect at the end of October,

Spanish and Arabic language programmes have been suspended, and German and French reduced to weekends only. English is least affected, with a reduction from six to five daily transmissions.

China Radio International has stopped broadcasting via its relay station in the African country of Mali. The Chinese station has not been heard on the African frequencies since mid-summer, and the station's English-language frequency announcements no longer include reference to the Mali relays.

The Mali relay station was refurbished by the Chinese authorities some years ago. And until this summer broadcast programmes in African languages like Hausa and Swahili and European services such as Serbo-Croat and Spanish.

The English service of China Radio International is on the air to Europe at: 2100-2200 on 5.22, 6.95 and 9.92MHz; 2100-2130 on 3.985 (via Switzerland) 2200-2300 on 7.11 and 7.17MHz.

Iraq Activity

There has been more activity from Iraq, with a number of short wave frequencies active at different times of day. Check out the main Arabic domestic service between 0900 and 1200UTC on 11.785MHz (variable); 1400-1600UTC on 9.715MHz and 1900-2300UTC on 9.755 and out-of-band 11.292MHz.

The 41m band channel of 9.715MHz is also on the air from just after 0600UTC until 0900 with another Arabic service. The external service, **Radio Iraq International**, is on the air using the variable channel of 11.785MHz with English twice daily at 0300 and 2230, plus French at 2200UTC.

Station News

The embattled **Radio Australia** has a new head, with a new title. **Jean-Gabriel Manguy** is the Melbourne-based station's Chief Executive and he has the task of trying to steer Radio Australia through the serious budget cuts which have left programme production and transmission a shadow of its former self.

More than half the station's staff have been lost. Manguy has had a long career in international broadcasting, including posts in Radio Australia's English and French services.

The new IBC Tamil-language radio service that has been running on the Astra satellite since June has been heard testing on short wave beamed towards South Asia from 1300UTC. The transmission is beamed from Georgia on a 100kW transmitter and uses either 12.12 or 15.075MHz.

Voice of Tibet, a station funded by human rights organisations in Norway, has added a second transmission. This is on 7.12MHz at 2230UTC for 30 minutes; the original broadcast at 1225UTC on 11.57MHz continues to be heard.

Remember the Christian Science Monitor Radio transmitters at Scott's Corner, Maine? They were sold to WVHA, an Adventist radio station, which used the facility for a while.



Now, however, the Scott's Corner station is off the air but on the market as a new owner is sought for the transmitting station that has a single 500kW sender. Reports suggest that WVHA ran into financial difficulties and the organisation's finance company is seeking purchasers either for the whole station or for individual pieces of the hardware installed there.

World United

On Saturday 6th September the world was united as never before through radio and television as almost every broadcasting network relayed pictures and sounds from London. The occasion was not one of celebration, but of mourning - the funeral of Diana, Princess of Wales.

It is estimated that an audience of perhaps 2.5 billion tuned to the ceremony in Westminster Abbey. The emotion-charged funeral was carried live and simultaneously on all of the BBC's radio and television services in Britain, and internationally on **BBC World Service** radio and BBC World television.

The previous Sunday when the news of Diana's death was being broadcast world-wide, the satellite broadcast communications network in Europe collapsed under the strain of almost every television and radio station across the continent wanting lines to and from London. The German public-service television station ZDF had to cancel a live television programme from London at 1830 local time because of the chaotic communications situation.

It is unlikely that there will be another event in our lifetime which attracts such an audience, unites the world in such a way and causes the same sounds and images to be carried on almost every broadcasting frequency in the ether.

That's all for this time, so, until next month, happy listening and don't forget to keep your broadcast news coming via the *PW* offices.

END

DATA DIARY

Roger Cooke G3LDI has more news, hints and tips from the world of data modes.

Fig. 1: Jo Harris VK2KAA unveiling the bronze statue, representing Mercury (see text).



In the July issue, I reported on the visit of **Jo Harris VK2KAA**, to present a monument, a replica of the one in Wairoonga, New South Wales, Australia, to the **Dragon Amateur Radio Club**, in Waunfawr, Wales. Prior to the presentation, Jo was guest of honour at a dinner arranged by the Dragon club, in conjunction with the Community Councils of Llanrug and Waunfawr. Councillor **Russell Holly** of the Australian High Commission was also present.

Welcomed after dinner by the Dragon ARC Chairman, **Dewi GW0ABL**, Jo gave a talk to the attendees and was presented with a framed illuminated poem recording the event and the bond that exists with the Wairoonga Association.

The actual presentation took place the following day with about 60 people in attendance, including Waunfawr community members, Councillor Russell Holly, together with several civic dignitaries from the area. Several speeches were made, commemorating past events, and Marconi's original speech, given at the unveiling of the original statue in Wairoonga, in 1935, was re-played.

The presentation has produced a permanent bond between Wales and Australia. And no doubt Packet messages will be winging their way back and forth via Satellite, to keep those involved in touch.

The photo, **Fig. 1**, shows Jo Harris unveiling the statue, a bronze figure of Mercury standing on a globe, mounted on a plinth, and **Fig. 2** shows (from L-R) Councillor **G. Williams**, Jo Harris, VK2KAA, Dewi Roberts GW0ABL and Russell Holly, from the Australian High Commission.

Carbon Server

Andy G3ZYP has sent in news of an RTTY Carbon Server which is in operation at GB7MXM for the distribution and sharing of information relative to RTTY. If you're interested in RTTY or want to learn more about RTTY activity or you want to share some of your RTTY experiences/problems with others. Then why not join those already on the list of stations receiving messages from the GB7MXM Carbon Server?

Callsigns already on the GB7MXM RTTY Carbon Server distribution list are: G0ARF, G0NUP, G0VSS, G0WDK, G3DKO, G3GOT, G3LDI, G3NUE, G3NXT, G3XVF, G3ZYP, G4IPN, G8BZJ, G8CDW, GU0SUP, HA5BSW, LZ2XA, M0AHA and ON7BW.

To have your callsign added, just send a short message to G3ZYP and ask to be added to the list. All requests to join will be acknowledged.

So, what do you get for being on the Carbon Server list? From time-to-time messages will be sent to the server advising of RTTY contest information. RTTY contest Calendar and availability of RTTY Contest Rules (a complete set of RTTY contest rules is kept at GB7MXM). RTTY activity information. RTTY program information, etc. One regular and very useful input is a weekly list of RTTY spots and information sent to the RTTY Carbon Server by **Bob G0ARF**.

Commodore Owners

Another older computer which is very adequate for Packet use and quite cheap to buy, is the Commodore C64 or the C128. These can be bought from all sorts of places such as club sales, small ads in the papers, and even at car boot sales.

One of my 'locals' uses the C64 and it works very well for him. I have been asked not to publish his call, as he does not wish to be inundated with mail!

However, Tony is my Librarian for the BBS and uses the following software. The program he uses is Digicom version 4.07 which uses a

modem connected between the rig and computer.

Unlike a TNC, all the parameters are stored on the disk and are loaded in each time the program is run. You may have up to nine sets of different parameters, which you can load or alter whilst the program is running.

For example, you will need a different set of parameters for h.f. to those used for v.h.f. A PMS is also built in, mail and files can be easily saved and read and transmitted. A printer for hard copy can also be switched on and off from within the program.

There are no problems with compressed text either. In fact you have four separate screens which you can access using the function keys.

Screen 1 is divided horizontally into two sections, the top for transmit typing and issuing instructions to the system. The bottom half of the screen shows the received text. Screen 2 shows all text received and transmitted, whether connected or not. Screen 3 shows all old text, received and transmitted for reference. There are also four separate ports which can be accessed by a control key plus port number, so it is possible to have four separate stations connected

simultaneously.

The modem is readily available, both built and in kit form, and with the Commodore computers will provide a very cheap way to get onto Packet. The C128 is a better computer to aim for, as this will run true 80 column display.

A disk drive is essential and with luck there will be one with the computer. Apparently, these can be picked up at car boot sales etc., for as little as £20 so it pays to shop around!

Try a wanted advert in the local *Yellow Pages Free-Ads*. That won't cost you anything and you might strike it lucky first time!

Tony says that there are two groups for Commodore users. These are the **Commodore Users Group (CRUG)**, and **DIGICOM**, which handles the software, so it would be worth making some enquiries.

That's all I have room for now, so until next time cheerio and don't forget to keep me updated with all your data news. Send any news to me via the Internet at mtaylor@uk.md.comor QTHR or by calling me on (01508) 570278.



Fig. 2: L/R, Councillor G Williams, Jo Harris VK2KAA, Dewi Roberts GW0ABL, Russell Holly from the Australian High Commission.

END

Advertisements from traders or for equipment that is illegal to possess, use or which cannot be licensed in the UK, will not be accepted. No responsibility will be taken for errors.

You should state clearly in your advert whether the equipment is professionally built, home-brewed or modified.

The Publishers of *Practical Wireless* also wish to point out that it is the responsibility of the buyer to ascertain the suitability of goods offered for purchase.

BARGAIN

b a s e m e n t

Compiled by Zoë Crabb

FREE ADVERTS

Now's your chance to send in a photograph of your equipment (a good idea if it's really unusual) to accompany your advert. Please note that all photos will only be published at our discretion and are non-returnable.

When sending in your advert, please write clearly in BLOCK CAPITALS up to a maximum of 30 words, plus state your contact details. Please use the order form provided.

For Sale

Alinco DJ-190E 2m (144MHz) transceiver, 130-173.995MHz RX, mint condition, boxed + extras, £80. Tel: (01856) 874448.

Alinco DJ-580SP, rare special edition of the popular DJ-580 dual-bander, full CTCSS, three NiCads including a battery box, speaker mic., case, extended RX capability, manual, mint condition, £190 o.n.o. Matthew, Leamington Spa. Tel: (01926) 887442.

AOR2002 base scanner with power pack, manual, v. good order, £190 o.n.o. Heath valve volt meter, model V7AU with leads, manual, v. good order, £15 o.n.o. or w.h.y.? Buyer please collects. Tel: Chester (01244) 310267 pm.

AR7030, latest spec., AOR fitted features, c.p.u. upgrade and 1kHz narrow band data filter, mint condition, boxed with remote control and p.s.u., genuine reason for sale. John, Tayside. Tel: (01356) 624039.

AR7030, latest spec., features CPU upgrade, extra data filter fitted, mint condition, £495. Icom R7000 with remote control, excellent condition, £475. Timewave DSP599ZX, mint condition, £225. Tel: (01356) 624039 anytime.

AR88D, £65. R107, £65. R209, £50. Eddystone EB35, £70. Eddystone 870A, mint, boxed, £80. All above can be seen working and are in nice condition. Jim, Sheffield. Tel: (0114) 237 3330.

Attention v.l.f. fans! McMichael marine receiver assembly, covers 10-200kHz, Hybrid design, working, £50. NB. Heavy! Price includes American CEI 357 v.l.f. RX, 1-600kHz for spares or rebuild, buyer collects. Neil G8LIU, Middlesex. Tel: (01895) 230006.

Brand new Mirage D3010 70cm (430MHz) 100W linear, £250. Mosley Elan 3-element 21/28MHz beam, £65. Buyer collects. Roger G3LDI on (01508) 570278.

Collins 1943 TCS10 transmitter, receiver power supply dynamotor, only used for receive, will transmit, original handbook, spare valves, audio amplifier, very heavy, room needed, sell £400, buyer collects or postage extra. Tel: 0121-520 9686.

Collins KWM-2A, 'The Classic' transceiver, handbook, £450. Hallicrafters 1/2kW linear h.f. amp, £225. Rascal RA17L receiver, handbook, £140. Early Roberts radio valve portable, £110. PCR Military valve receiver, £65. Scarce KW103 s.w.r. meter, £55. Tel: Yorkshire (01482) 869682.

Complete 2m (144MHz) station, multi-700EX, 5-25W power supply, 13.8, 5 to 7A, new, 2m (144MHz) antenna, all v.g.c., £150 the lot. Tel: (01246) 236496.

Complete home station: Yaesu FT-101ZD, (SMC checked) fan, filters, a.m./f.m. boards, FC902 a.t.u., FV-

101DM ext. v.f.o., FTV-901R tvtr, SP901 spkr. scope T02, Lafayette 600 communications receiver, CodeMaster c.w./RTTY, all boxed, books, AR88 + new valves and speaker, c.w. foot switch, no splits, £800 o.v.n.o. Tel: Dunstable (01582) 867135.

Drake RX/TX T-4XB R-4B, g.w.o. with manuals, plus spare 6JB6A o/p valves, £300 o.v.n.o. Peter on (01493) 780044.

DX394 comm receiver, as new, l.w., m.w., s.w. radio shack, 150kHz to 30MHz, £110, with manual. Tel: Andover (01264) 363481.

Eddystone 770R, Hallicraft S120, Lafayette f.m. com. rec., v.h.f., sig. gen. v.h.f., v.h.f. monitor rec., 12 channel, 144 ditto, 6 channel MHS, a.m. 10W, 7MHz TX valve, xtal set complete with phones. Tel: (01827) 65641.

Eddystone receiver, model 40A, mains or battery, 8WB, g.w.o., weight 10kg, fitted in glass fibre cabinet, £150. Tel: Coventry (01203) 440637.

FT-102, excellent condition, 120+W, complete with J-beam vertical antenna, £350 o.n.o. Dave G7SRB on (01993) 846975, could deliver.

FT-690II, 50MHz all-mode, BNOS, 50W amp with Gasfet pre-amp, FTS7A CTCSS encode/decode board, MMB31 mobile mount, portable antenna, battery box, etc., all boxed as new, base unused, only, £425. Tel: Watton (01953) 884305.

FT-767GX with 2m (144MHz) and 70cm (430MHz) modules, £350. Capco magnetic loop 3-30MHz, £50. 2-element mini beam, £50. Pneumatic mast, £100. Dummy load, £25. Bird thruline meter, £50. Rotator, new, £40. Benny, Eton. Tel: (01753) 863742.

Grundig Satellit radio, 3-400 for sale, full working order, with all information, buyer collects owing to size and weight, £250. Tel: 0151-648 3031.

Hallicrafters S36A, BC787B v.h.f. receiver, offers, HRO coils (8), include 80m (3.5MHz), 40m (7MHz) bandspread, £10 each or offer for the lot! Digicom packet modem, Commodore 64, monitor, disk drive, printer, £150. Ian G7BZH, Cumbria. Tel: (01229) 582867.

Henry 2K ultra linear, grounded grid triodes, conductively cooled with fan back-up, 75W drive, weight p.s.u. 68lbs, amplifier 22lbs, with shipping boxes, no offers, buyer meets P&P, £1150. Dave, Aberdeenshire. Tel: (01569) 765224 after 6pm or answerphone during daytime.

HF mini beam, 10-15-20m (14.21, 28MHz) made TET with details, as new, £80. Diawa heavy duty rotator, £80, v.g.c. Sell pair for £150. MFJ-901B h.f. a.t.u., brand new, £45. Paul Jnr, Notts. Tel: (01623) 722300.

IC-725, as new, Mizuho SB2M 2m (144MHz) s.s.b./c.w. tvtr linear, Trio PS30, Codar AT5 plus suitable RX, HB s.w.r. meter, DL100+ valves, old domestic v.h.f. valve RX, all working, offers. Eric Gray G3CPS, Eastbourne. Tel: (01323) 643172.

Icom 290 MkII all-mode 144MHz, hardly used, v.g.c., boxed, as new, £300. Tel: (01603) 501097.

Icom 575A 28/50MHz multi-mode, built-in 240V supply, CTCSS encoder, HM8 mic., Tokyo Hypower HL66V 60W amp, £475. Yaesu 747GX fitted with f.m., TXLO includes MD1 desk mic., MH1B hand mic., mobile mount, £475. All mint. G0DKM, Weston-Super-Mare. Tel: (01934) 815239 after 6pm.

Icom 706 MkII, new, £800 o.n.o. Icom AT180 auto tuner, unused, £250 o.n.o. Outbacker mobile h.f. antenna Perth plus 3.5-144MHz, £160. Above sold as new, with boxes and manuals, etc., complete £1150 or will split. Paul Jnr, Notts. Tel: (01623) 722300.

Icom IC-271E 2m (144MHz) multi-mode MuTek front-end, optional pre-amp built-in, plus mic. leads and manual, all in excellent condition, £425 o.n.o. Yaesu MD-1 base microphone, £45 or exchange. Tony M0BCY, Dartford. Tel: (01322) 337681 anytime.

Icom IC-706 MkII, mint, £850. Marconi Apollo RXs, £150 for two. ITT STR1680 1kW valve TX, £300. ITT STR950 solid state 800W TX/RX, £400. FT-767 plus 6m (50MHz) module, £800. Pete, Bristol. Tel: (01454) 887461.

Icom IC-R10 all-mode hand-held scanner, less than five months old, original box plus instructions with receipt also, cost £379, require £280 o.n.o. Tel: Oxford (01865) 714063 for further details.

JIL scanning receiver, 26 to 514MHz with gaps, £50. Realistic DX200 5-band receiver, £20. Bill, Rochdale. Tel: (01706) 358113.

JRC NRD-525 receiver, has been wrapped in cotton wool when not in use, excellent condition, £650. Vinc on (01487) 823879.

Kent Morse Tutor, also Morse tapes and key, £60 the lot. Yaesu FT-8000R 2m (144MHz), 70cm (430MHz), as new condition, £350. Tel: Prestatyn (01745) 852691.

Kenwood DFC-230 frequency controller, boxed as new, complete with d.c. leads, up/down mic. and manual, compatible with TS-120S/V TS-130S/V, TS-830S, £50. Tel: (01204) 520484.

Kenwood TS-530S h.f. transceiver, 100W output, WARC bands, good condition, £295. Tel: Manchester 0161-748 2915.

Learning Morse, finding it difficult? Just the solution you need - a Morse tutor, will run on DOS,

Windows 3.1 and Windows 95, will run on any PC from 286 - Pentium, £15. Mr P. J. Lewis M10APE on (01265) 742167.

Model 7 Universal Avometer, good condition, £30. Tel: Gravesend (01474) 566051.

Momentum 1100 Easyreader, data decoder, 9in monitor, tech. manual, user manual, leads, £165 o.n.o., regulated power supply. Tel: Launceston (01566) 775934.

Multi 2700 144MHz f.m., s.s.b., c.w., a.m., Oscar 29MHz v.f.o. synthesised transceiver with mic., £350. Buyer collects, weighs 14kilos with manual. Tel: Mr Drury on (01767) 677070 after 6pm.

Philips VR2020 2000 format VCR, working order, original instructions, service manual, 15 tapes, rarity for collector, offer or will swap radio gear, etc., hours of entertainment. Peter on (01282) 439275.

Pre-selector Watson WPR-2 500kHz-30MHz, as new, £25. Also Simba long wire balun, as new, £12. Tel: Essex (01708) 866993 (home), (0402) 236043 (mobile), ask for Mick.

Pye MX294, 40 channel converted to 2m (144MHz) with toneburst, £65 o.n.o. Also Pye MX294 40 channel converted to 2m (144MHz) without toneburst, £55 o.n.o. Plus £5 each P&P. Both with speaker and mic., v.g.c. Bill, Hants. Tel: (01730) 263104.

Q-Tek HF-30 compact h.f. antenna, unused, bought as part of package deal and surplus to requirements, £50. Amstrad PCW10 word processor and printer, used twice only, mint condition, £150. Tel: (01902) 785150.

R1155 and p.s.u., £65. KW2000B classic valve transceiver, inc. ext. v.f.o. and p.s.u., £180. Scarce B44 v.h.f. TX/RX, £55. Rascal RA17 plus I.F. adaptor and cabinet, £195. Vintage Leak 'Troughline' hi-fi amp tuner and pre-amp, £110. Tel: Yorkshire (01482) 869682.

Rascal TRA931 syncl 1.6-30MHz, 20W s.s.b. manpack, complete, £375. Thomson 1.6-30MHz, 18W s.s.b. manpack, complete, PRC25 USA v.h.f. manpack, 30-76MHz, complete, Mike on (01273) 508573.

Rexon RL402 u.h.f. hand-held, 410-470MHz, 5W, ant., batteries, 12 months old, good working order, £110 o.n.o. Mark 2E1FKT, QTHR. Tel: (01489) 885721 evenings.

Sony ICF-SW55 world-band receiver, seven months old, boxed with manuals, plus accessories, £160. John on (01592) 203279 anytime.

Test equipment: Wetz SP-420 s.w.r. meter, £70. Black Star 'Meteor' 600MHz frequency counter, £60. Jupiter function generator, £60. Call for full list. Tel: Hemel Hempstead (01442) 394758.

Trio 59DS communications receiver, suit beginner, £60. Yaesu FC-700 a.t.u., £60. 10A power supply, £35 or swap all for h.f. vertical antenna. G0RUD, Kettering. Tel: (01536) 519690 after 5pm. Buyer collects.

Trio 9130 all-mode transceiver, complete with mobile mount and 13.8V 8A power pack, buyer collects, £250 o.v.n.o. Tel: Flintshire (01352) 780694.

Trio R1000, mark on top of case, hence, £150. Katsumi EK150 electronic keyer, £50. Timewave DSP9 Plus, £150. Vectronics VC300DLP a.t.u., £125. All includes postage. Tel: Isle of Lewis (01851) 810899.

Trio TS-515 80-10m (3.5-28MHz), s.s.b., c.w., 500Hz filter, PS515, v.f.o. 515, £100. KW202 160-10m (1.8-28MHz) matching speaker, £50. Trio 2300 2m (144MHz) f.m., £50. All working but in need of PTH. Offers welcome, prefer buyer inspects and collects. Mark G4EZR, QTHR. Tel: Kent (01689) 821014.

TS-830S Trio Kenwood, mint condition, handbook, £450 for quick sale, buyer collects. Niels, Chester. Tel: (01244) 347930.

TS-9000 2m (144MHz) multi-mode, mint, plus p.s.u. and speaker to match, £250. Ernie, Chorley area. Tel: weekends only (01257) 481012.

Yaesu FRG-7700 plus Joymatch a.t.u., mint condition, £275. Yupiteru MVT-5000, 25-1300MHz, little used, boxed with accessories, £90. Tel: (01484) 315396 and (01744) 892773.

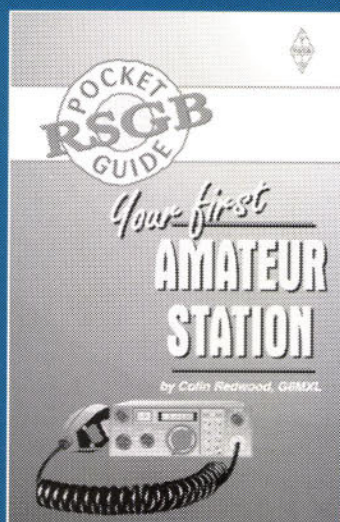



Yaesu FRG-7700, splendid example of this wonderful communication receiver, with extra u.h.f./v.h.f. modules, complete with manuals, £275. Any offers for Icom IC-45A/E 430MHz transceiver, perfect condition. Tel: London 0181-360 8467.

Yaesu FT-1000MP, excellent, seven months old, mint condition, boxes and manuals, only reason for sale is I want an Icom IC-756 or maybe Icom IC-781 if it's a minter! Please ring my brother Phil J. Curtis G0SEC, 66 Rockhampton Close, Littlemore, Weymouth, Dorset DT3 6NG. Tel: (01305) 767610.

Yaesu FT-101ZD MkIII version, WARC band model, immaculate condition, only two previous owners, £250 o.n.o. Geoff MW0ATI on (01978) 755898.

Yaesu FT-290 all usual mods, i.e. MuTec extended receive, listen on input, etc., with NiCads, charger, external power lead, £180. Neil G7VQA, QTHR. Tel: 0161-427 2486.

Yaesu FT-290R MkII, matching 25W amp, mobile mount, NiCads, charger, case, all boxed with manuals, £400. 8-element 2m (144MHz) beam, £20. MM444 100W amp with pre-amp, suit IC-



New Products Available at the Leicester Show

THE VHF/UHF HANDBOOK

edited by Dick Biddulph, G8DPS

This long-awaited new RSGB VHF/UHF book, provides valuable information for every enthusiastic VHF operator. The ideal companion to the *RSGB Radio Communication Handbook*. No radio amateur using the VHF bands should be without this book.

Price: **£19.00** (plus P&P*)

1998 RSGB YEARBOOK

edited by Brett Rider, G4FLQ

The old *RSGB Call Book and Information Directory* has been enlarged and improved to provide you with all of the essential information you need to keep close at hand in your shack. This book just keeps on getting better and better . . .

Price: **£13.95** (plus P&P*)

CALLSEEKER 98 CD-ROM

Following popular demand we have produced our very own CD version of the 1998 *RSGB Yearbook*. This provides the official list of UK callsigns as supplied to the RSGB by Subscription Services Ltd on behalf of the Radiocommunications Agency.

This easy to use call book software lets you search through the list for a particular callsign, surname, etc. It also includes all of the information pages which are included in the book edition of the *Yearbook*. Requires Windows 95.

Price: **£13.95** (plus P&P*)

YOUR FIRST AMATEUR STATION

by Colin Redwood, G6MXL

A brand new book in the new RSGB Pocket Guide series. Essential for the newly licensed radio amateur, whether Full or Novice, Class A or B, this book will guide you through those early questions and pitfalls.

This is the answer to the newcomer's question: "What do I do now I've got my licence?" A handy pocket sized book to keep in the shack or use when operating mobile.

Price: **£5.85** (plus P&P*)



Radio Society of Great Britain

Lambda House, Cranborne Road, Potters Bar, Herts EN6 3JE ☎ 01707 659015

sales@rsgb.org.uk

* P&P only applicable on mail order

706, £110. Tel: Bromley (0956) 208003.

Yaesu FT-690 MkII, boxed, complete with rotator and beam, 20W linear, s.w.r. meter and power supply, all in good condition, £450. A. Handley 2E1FIP, Doncaster. Tel: (01405) 815722.

Yaesu FT-707 c/w box and manuals, no mods, excellent condition, £250 o.n.o., h.f. antenna Outbacker Perth, 80-10m (3.5-28MHz), as new, £120 o.n.o. Kenwood TS-700G 2m (144MHz) multi-mode base station, c/w manuals, VOX unit, excellent condition, £200 o.n.o., may exchange. Paul Jnr, Notts. Tel: (01623) 722300.

Yaesu FT-747GX h.f. TX/RX general coverage, manuals, boxed, £375. AOR 1000 hand-held scanner, NiCads, charger, manuals, boxed, £125. Jim GM0BVF, Lockerbie. Tel: (01576) 300869.

Yaesu FT-757GX II, all in mint condition, Yaesu FP-757HD p.s.u., Yaesu FC-757AT a.t.u., Yaesu MH1B8 fist mic, Yaesu MD1C8 desk mic, one PDL II, brand new, all brand new, still in boxes, £750 the lot. Mark, E. London. Tel: (0181) 558 7892 or mobile on (0374) 473803.

Yaesu FT-757GX, FC-757AT auto a.t.u. x 2, FP-757HD p.s.u., switched mode p.s.u., light duty, Marconi Guardian receiver, 1.6 to 4MHz? Dynamo dual-trace oscilloscope, offers? Will split or swap or w.h.y.? Cash either way? Tel: (0831) 660944 daytime or (01438) 750450 evenings.

Yaesu FT-990, a.c. model, with filters, excellent condition, boxed, £1300 o.n.o. or swap for Yaesu FT-900AT. Must be mint condition, plus cash. 1kW dummy load, £49 o.n.o. or FT-990 swap for Yaesu FT-840 plus cash. Andrew, Cleveland. Tel: (01642) 279645.

Exchange

DX4/100MHz computer, CD sound card, speakers, modem SVGA monitor, etc., exchange for amateur radio equipment, h.f., v.h.f., w.h.y.? Tel: (01422) 251520.

Olympus C400L digital camera, as new, with box and manual, software, etc., ideal for SSTV, for Alinco DX70, must be as new and complete. Brian, Sheffield. Tel: 0114-242 2750, E-mail: brian.j@virgin.net

Racal RA17 RX, refurbished, new front panel, film strip dial and product detector fitted, swap for Racal Syntheall TX/RX, non-working or similar non-working, but complete h.f. TX/RX. Alan on (01207) 544342 after 6pm.

Will exchange Yaesu FT-480R 2m (144MHz) multi-mode, v.g.c., for FTV-901R complete with 2m (144MHz), 6m (50MHz) and 70cm (430MHz) modules. T. Burke, 42 Albert Road, Cleethorpes, Nth East Lincs. Tel: (01472) 602335, prefer evenings.

Yaesu FT-101ZD MkIII line-up FC902 a.t.u., SP901 c.w. filter fitted, boxes, manuals, very good clean, condition, exchange for Multi Media PC, 1 Gig HD, CDROM Modem P100+ 16 Meg Win. 95, must be clean condition. Tel: (01282) 457609 between 3 and 4pm please.

Yaesu FT1000MP, mint top condition (seven months old), looking and interested in Icom IC-781, must be in same mint excellent order, also interested in the new IC-756 by Icom, I'm in no rush! J. Curtis G0SEC, 66 Rockhampton Close, Littlemoor, Weymouth, Dorset DT3 6NG.

Yupiteru MVT-225, factory condition, one year old, used very little, manual, boxed, civil, military, marine bands scanner, £190, swap for SW77, SW55, Eddystone EB35A, EB35, M1, 2, 3, 2S, Grundig 650, all g.w.o. Tel: Runcorn (01928) 561246 anytime.

Wanted

4m (70MHz) transverter with 2m (144MHz) i.f. also 4/6m (70/50MHz) dual band beam or traps alone. May consider single band beams <8ft boom, can collect. Steve G7ACQ on 0171-635 8386 evenings or E-mail s.bunting@umds.ac.uk

6m (50MHz) linear, anything considered, also info. on modding CBs to 6m (50MHz) and Pye L300 series to 23cm, all expenses repaid. Neil G7VQA, QTHR. Tel: 0161-427 2486.

121, 122, 124 Spy Sets, AMK III, Mk119, WS301, OP3, NP3, AP4, BP3, 51/ITX, 53RX, Delco 5300, AN/PRC64, AN/PRC70, AN/PRC74, also any accessories for any of the above details. W.J. MacDonald, 40 Latchett Road, London E18 1DJ.

All early wireless gear, crystal sets, valves, horn speakers, top prices paid for items made by Marconi, Burndep, Pye, BTH, Gecophone, Ericsson, serious collector, will pay well and collect any area. Jim Taylor G4ERU, 5 Luther Road, Winton, Bournemouth BH9 1LH, Tel/FAX: (01202) 510400.

Circuit diagrams, manuals for Marconi signal generator, model TF2015 and digital synchroniser TF2171, G3BIK, QTHR. Tel: (01670) 513994.

Codar AT5 transmitter, circuit diagram and manual required, your copying and postage expenses refunded, or will buy. Alex GM4TAL, QTHR. Tel: (01875) 853144.

CRT for telequipment S61 scope or faulty scope with good tube, data for EC1000 valves, your price paid. John GM8MLH, QTHR. Tel: (01838) 200304.

Datong FL3 multi-mode filter, £60. Datong ANF notch filter, £30. Wanted Sony ICF-6800W receiver, orange badged front panel only, in good condition and full working order. Tel: (01772) 704009 after 6pm.

Decoder ERA Microreader Mark II or similar other models would be considered. John on (01283) 221870 after 6pm.

Denco MAXI-Q plug-in transistor coils, all ranges in blue, yellow and red, Terry Bateman, Southend-On-Sea (01702) 337440.

Eddystone models EC10 MkII and 680X, also Drake SW8, cash waiting. Tel: Barnet 0181-449 3921.

Eddystone slow motion drive/dial type 898 required urgently. David Jagger GW3KAJ, Llanidloes. Tel: (01686) 413511.

EIMAC valves 8873, new or used, must be in good order, will pay cash or exchange for QRO parts, i.e. 1200W solid state Dancom amps, EHT formers, valves, bases, Marconi v.h.f. 600W valve amp, lots of parts. Dave, Aberdeenshire. Tel: (01569) 765224 after 6pm.

Grundig 340, 3000, 3100, CRF320, CRF330, Panasonic RF-9000, CRF1, RF6800, RF6700, MVT9000, Grundig 2400, Zenith 12 band, will pay cash, collect, swap Icom 7000 v.h.f. + h.f., NRDS15, 2001D Sony, 7600DA

Grundig Traveller MkII, Toshiba RPF1IL, Philips AE3405, Collins 51S1, 51J4. Tel: W. London 0181-813 9193.

Grundig professional short wave radio, model 2400 stereo or model 1400 or any of the following satellite models 1000, 2000, transistor model 3005 Cohger Boy 1100 maminer model TR860, Hugh McCallion, No. 8 Strathard Close, Coleraine, Co. Londonderry, N. Ireland BT51 3ES. Tel: (01265) 43793.

Heathkit separates SB301, SB401, could I borrow manuals for these rigs to photocopy please? Postage paid both ways. Any broken Heathkit products in London area? Good home given. Roger Spear G4BXM on 0181-549 3924.

HRO matching loud speaker and 80m 3.5MHz band-spread coil pack, also period desk mic., w.h.y.? Good prices paid and P&P. Peter G4VUN, works QTH. Tel: 9-5pm (01287) 634397.

Kenwood crystal filter YK88A-1 a.m. 6kHz. G3JMO, QTHR. Tel: Redcar (01642) 486155.

Marconi Mimco 2235 by Dynatron, this is a marine set, p.s.u. 889, Eddy. 960, 890, 930, plus any Eddy, scrap sets for spares, please look in your shack, cash waiting! Peter Lepino, Surrey. Tel: (01372) 454381 or (0374) 128170 anytime.

PRC316 wanted for use on 80m (3.5MHz) and 160m (1.8MHz) by Novice, must be fully working, all offers considered, will pay P&P. P. Evans, Bromley. Tel: (01689) 858635.

RA17 receiver, A3WS beam, 6146B valve, 12BY7A valve, 6KD6 valve, 6GK6 valve, Eddystone receiver, FL50B TX, HRO RX, linear amp, please write to Ed Kelly E15DR, Cregganavar, Breaffy, Castlebar, Co Mayo, Eire.

Radio Amateurs Conversation Guide by OH1BR or similar. Dave Morgan, N. Wales. Tel: (01766) 590341.

Rotator, medium duty, must be in good condition, reputable make, complete with control box. GW4DTQ on (01745) 857119.

Shure 201 microphone or Shure 444 also required, Racal I.f. converter RA237 or RA337. C. M. Duncan, Roadside Cottage, Hoswick, Sandwick, Shetland Isles. Tel: (01950) 431405.

Shure 444 base station mic. wanted, must be mint condition and reasonable price please. Tel: daytime (01443) 412002 or home 6-10pm only (01443) 412695, please include carriage in price. GW00UV, 8 Caiach Terrace, Trelewis, Treharris, Mid Glamorgan, S. Wales.

Swan 350/250 power supply unit, cash, I will arrange transport for collection. Dennis Gallagher, Kelso. Tel: (01573) 430275.

Transmitter unit to work with an FRG-8800, output watts: 5-10-25 with possible plug-in band modules for 7, 28, 144MHz, g.w.o. Tel: (01698) 815565.

Wanted desperately for disabled s.w.l. Racal RA1792 receiver in not working or damaged condition, as I can't afford a working one, and I have some spares with which I can hopefully get it going. Also copy of manuals/instructions for same. Tel: (01554) 775790 or E-mail daingood@aol.com

Woden mains transformer, type SRS/152/T secondary 670-0-670AT, 160mA wanted to repair old power supply. Denis G3UVR, Wirral. Tel: 0151-652 7454 day or 0151-342 7880 evenings.

WS18, WS38 and Fullerphone, all complete please. Dave Logan G4EFZ, 27 Shaw Street, Mottram, Hyde, Cheshire. Tel: (01457) 762799.

Yaesu FRG-9600 h.f. converter plug-in module, also circuit diagram with any alignment or service info., your price paid plus costs, thank you! B. D. Williams GW0GHF, QTHR. Tel: (01222) 703429.

All adverts should be sent to:-

Zoë Crabb, PW, Bargain

Basement Free Ads,

Arrowsmith Court, Station

Approach, Broadstone,

Dorset BH18 8PW.

BARGAIN BASEMENT ORDER FORM

Please insert this advertisement in the next available issue of *Practical Wireless*.

☐ FOR SALE ☐ WANTED ☐ EXCHANGE

Name

Address

Telephone Number

CONTACT DETAILS FOR ADVERT.

Please only write in the contact details you wish to be published with your advert,

ie. do you want your name & address, or just your telephone number?

Your advert, you decide!

please

write

in

block

capitals

(30)

(12)

★ MONITORING TIMES ★

PUBLISHED MONTHLY BY GROVE ENTERPRISES IN THE USA MT HAS PLENTY TO OFFER THE RADIO ENTHUSIAST. INCLUDED ARE 20 PAGES OF BROADCAST SCHEDULES FROM AROUND THE WORLD, REVIEWS OF NEW PRODUCTS, TECHNICAL FEATURES AND PROJECTS. ALL THIS AND MORE IS CONTAINED WITHIN ITS 100+ PAGES. THERE'S EVEN A COMPREHENSIVE BUYERS GUIDE COVERING EVERYTHING FROM BOOKS AND SOFTWARE TO THE LATEST EQUIPMENT.

SO, IF YOU ARE LOOKING TO ENHANCE YOUR HOBBY - LOOK NO FURTHER!

IF IT'S ON THE RADIO IT'S IN MONITORING TIMES!

Subs Rates (1 year):

£38


UK

£43

Europe (Airmail)

£49

Rest of World (Airmail)



TELEPHONE (01202) 659930

TO SUBSCRIBE TO MONITORING TIMES

We can also arrange subscriptions to Satellite Times - call for details.



SRP TRADING



Antenna Rotator AR-300XL

Max load 60kg (with support bearing). 360

deg rotation in approx 65 sec. (cable not supplied). Support bearing optional extra. **£49.95** + free P&P (mainland UK only).



Synchron SX-144/430

2m/70cm cross needle direct reading SWR/1000W

power meter. **£39.95** + free P&P (mainland UK only).

SRP Mini-Mag 2/70

2m/70cm dual band mobile antenna featuring super strength mini-magnet (only 30m diameter) c/w miniature coax and plug.

£19.95 + free P&P (mainland UK only).



SRP-905 Communications Speaker

5 watt 8 ohm filter/mute extension speaker complete with 3.5mm mono jack. **£13.95** + free P&P (mainland UK only).



SRP Turbo Magmount

Very strong 7" diameter SO-239

magmount, with protective rubber base complete with cable and PL-259. Perfect for 6m 1/4 wave. **£17.95** + free P&P (mainland UK only).



Dummy Load DL-60

★ DC-500MHz
★ 60W max
★ PL-259 fitting

£15.99 + free P&P (mainland UK only)

STAR BUY. Super Synchro.

1100mAh NiMH AA size cell.

No memory effect, almost twice the capacity of Nicads. **£3.00** + free P&P (mainland UK only)

SRP Trading, 1686 Bristol Road South, Rednal, Birmingham B45 9TZ

Opening times: Mon-Sat 9.30am to 5.30pm. We are Kenwood, Yaesu, Icom, & Alinco dealers.

Call Rod (G8SUP), Richard (G6ORA) or Mary (M1BUB) on

TEL: 0121-460 1581, 0121-457 7788 FAX: 0121-457 9009

Due to the fast turn around of popular secondhand items, readers should check on availability of advertised stock. In other words...if you spot something you fancy...don't delay or you could miss it!

Traders

YOUR GUIDE TO SECOND-HAND EQUIPMENT

WATERS & STANTON

01702 206835

PLEASE NOTE SECONDHAND ITEMS COME WITH FULL 3 MONTH PARTS & LABOUR GUARANTEE. FOR MORE INFORMATION PHONE ANDY TIETJEN 01702-206835 OR FAX 01702-205843.

HF TRANSCIVERS
ICOM IC-725 HF base station transceiver £549
TRIO TS-940SAT HF base station inc built in ATU £1199
YAESU FT-767GX HF base station £849
YAESU FT-747GX HF base station transceiver £449

VHF/UHF TRANSCIVERS MOBILE /BASE STATION
ALINCO DR-108 2m programable mobile transceiver £99
AKD 2001 2m 25 Watt FM mobile transceiver £129
ICOM IC-3200E 2M/70cms mobile transceiver £199
KENWOOD TM-451E 70cms mobile transceiver £279
TRIO TR-9000 2m all mode mobile transceiver £199
YAESU FT-8500 2m/70cms mobile transceiver £499

VHF/UHF TRANSCIVERS HANDHELDS
ALINCO DJ-180x2 2m handheld £99
ALINCO DJ-FIE X2 2m handheld £119
ICOM IC-2E 2m handheld £99
ICOM IC-T42E 70cms handheld £189
ICOM IC-P4E 70cms handheld £169
ICOM IC-M11 VHF Marine handheld £219
KENWOOD TH-28E 2m handheld £199
STANDARD C-528 2m/70cms handheld transceiver £199
YAESU FT-411 2m handheld £109

SHORTWAVE RECEIVER
DRAKE R8E Base station receiver (PSALE) £695
DRAKE R8E Base station receiver £695
ICOM IC-R72x2 Base station receiver 100kHz-30MHz £599
ICOM IC-R71x4 Base station receiver with remote control £599
ICOM IC-R70 Base station receiver £449
KENWOOD R-5000x2 Base station receiver with VHF converter £749
LOWE HF-150 HF receiver + keypad £299
LOWE HF-250x2 High specification HF receiver £449
LOWE HF-235 High specification HF receiver (PSALE) £650
LOWE HF-225x2 High specification HF receiver £349
PANASONIC RFB-65 Portable shortwave receiver with SSB £109
SANGEAN ATS-803A Portable shortwave receiver £79
SONY ICF-SW55 Portable shortwave receiver £189
SONY ICF-7600DS Portable digital shortwave receiver £79
SONY ICF-SW100Ex2 Portable shortwave receiver inc SSB + FM stereo £149
YAESU FRG-7 Base station HF receiver £139
YAESU FRG-7700x1 Base station HF receiver with memory unit £329
YAESU FRG-7700x2 Base station HF receiver without memory unit £279

SCANNERS MOBILE / BASE
AOR AR-2002 25-550MHz, 800-1300MHz Base scanner (PSale) £189
COMMEX Scanner 1 Mobile scanner with gaps £99
RADIO SHACK DX-394 Base station scanner 150kHz-30MHz £149
REALISTIC PRO-209 68-108, 108-174, 380-512, 806-960MHz £129

LOWE ELECTRONICS

01629 580800

HF TRANSCIVERS
Icom IC 706 Mk1 HF transceiver with 2m and 6m £650
Icom IC 728 HF transceiver £550
JST135 HF Transceiver £975
Kenwood TS530S Mobile HF Transceiver £550
Kenwood TS530S HF Transceiver £495
Kenwood TS820 HF Transceiver £395
Yaesu FT747GX HF Transceiver £400

DATACOMMS
Kantronics KAM Multimode TNC £185

VHF/UHF TRANSCIVERS
Alinco DJ500E Dual Band Handheld £199.00
Alinco DJ560 Dual Band Handheld £199.00
Alinco DR599 Dual Band Mobile £425.00
Icom IC24ET Dual Band Handheld £269
Icom ICW2E Dual Band Handheld £249
Kenwood TH205E 2m Handheld £159
Kenwood TH78E Dual Band Handheld £290
Kenwood TM732E Dual Band Mobile / detachable front panel £380
Kenwood TR2500 2m Handheld £140
Yaesu FT290R 2m Multimode £250.00
Yaesu FT470R Dual Band Handheld £259
Yaesu FT2200 2m FM Mobile £289
Yaesu FT4700RH Dual Band Mobile with detachable front £375

HF RECEIVERS
Lowe HF225 HF Receiver with all accessories £345
Lowe HF225 Europa HF Receiver £450
Sony ICF555 World band Portable £229
Lowe HF150 Portable HF Receiver £295
GrundigYB217 Portable receiver £95

SCANNERS
AOR AR1000 Handheld £169
AOR AR2001 Base Scanner without PSU £159
AOR AR2700 Handheld Scanner £160
AOR AR2800 Base Scanner with SSB £195
Icom ICR1 Handheld Scanner £199
Yupiteru MVT7000 Handheld Scanner £200
Yupiteru MVT7100 Handheld Scanner £225
Yupiteru VT225 Airband Scanner £180
Yupiteru VT125 Airband Scanner £150
Yupiteru MVT5000 Handheld Scanner £180

Items are held at various branches, please contact our Matlock branch for further details on 01629 580 800

SOUTH EAST COMMUNICATIONS

(REP OF IRELAND)
00353 51 871278

HF TRANSCIVERS
Yaesu FT920 latest HF+6m base £1249
Yaesu FT990AC, Built in PSU, Mint. £1299
Yaesu FT1000 MPAC as new save 600... £1999
Kenwood TS440 auto ATU... £799
Kenwood TS940S Built in PSU, ATU ect... £1099
Alinco DX-70... £629

VHF/UHF TRANSCIVERS
Alinco DR590E 2m/70cm mobile... £249
Alinco DJ191 2m handi, spare batt, case and mic... £149
Alinco DR130 2m mobile, wide TX and 50 watts... £199
Alinco DR140 2m mobile, wide TX and 50 watts... £199
Yaesu FT-3000M 70 watt mobile... £275
Yaesu FT736R 2m/70cm multimode base station... £899
Yaesu FT51R Top of the range h/h... £299
Yaesu FT50R 2m/70cms h/h... £199
Icom IC260a 2m multimode 10 watts... £225
Kenwood TM-733e 2m/70cm dualband mobile... £375
Kenwood TM-702E 2m/70cms dualband mobile... £299

SHORTWAVE RECEIVERS
AOR 3000a 0-2036mhz... £599
Icom 8500 0-2000 mhz all mode RX... £1099
Lowe HF150 with key pad... £299
Yaesu FRG7700 0-30mhz... £299
Realistic DX 394 boxed with manuals ect... £189

SCANNERS BASE/MOBILE
Realistic PRO2006 25 to 1300mhz... £199
Yupiteru MVT8000 25 to 1300mhz... £249
Icom ICR7000 0 to 2000mhz... £699
Bearcat 9000XLT 25 to 1300mhz... £249
Bearcat 860XLT 66 to 956mhz... £109

SCANNERS HANDHELD
Yupiteru MVT7100 0 to 1650mhz... £199
Yupiteru MV7000 8 to 1300mhz... £189
Bearcat 3000XLT 25 to 1300mhz... £179
Bearcat 220XLT 66 to 956mhz... £129
AOR8000 0 to 1900mhz... £249
Bearcat 100XLT 29 to 512mhz... £99

STATION ACCESSORIES
Daiwa PS304 25amp power supply... £109
Watson PS1220 20amp power supply £65
Vectronics 300watt tuner with dummy load... £99
MFJ 949e 300watt tuner with dummy load... £109
Kenwood MC85 desk mic with 2 leads... £89
Icom PS55 20amp power supply... £149
Yaesu FRV7700 VHF converter... £65
Diawa LA2080 2m 80watt amp... £69
Mirage 160watt 2m amp 10watt input... £229
Opto 3300 frequency finder... £99
Timeswave DSP 59 plus... £179
AEA PK-232MBX packet tnc and decoder... £199
Wavecom W4010 data decoder... £349

NEVADA

01705 662145

AMP UK HUNTER 600W... £925
ALINCO DJ-S41C - 70cms... £89
AOR 3000... £495
AOR 3000A... £575
AOR SDU 5000... £495
AOR 7030... £599
DAIWA PS304 II - PSU... £99
DRAE 24A PSU... £79
DRAKE R8A... £825
DRAKE R8E... £750
ICOM IC-725... £595
ICOM IC-W2E... £199
ICOM IC-706... £675
ICOM IC-728... £629
ICOM R-71 + HF... £575
ICOM R-71 + R/CONTROL... £545
ICOM R-72... £675
ICOM IC-2400 TWINBAND... £335
ICOM IC-7000... £595
JIL 400 BASE... £185
JST 100 COMPLETE... £499
KENWOOD R5000 FLOADED... £850
KENWOOD TH-78E... £225
KENWOOD TH-215E... £145
KENWOOD TM-241E... £225
KENWOOD TM-451E... £299
KENWOOD TR-751E... £4250
KENWOOD R-Z1... £245
KENWOOD TS-930 BASE... £599
KENWOOD TS-430S... £499
KENWOOD TS-940S... £899
KENWOOD TS-950S DIGITAL... £1795
KENWOOD TS-850 SAT... £1299
LOWE AP 150... £155
MFJ 784 DSP... £175
MIRAGE B3016 2M AMP... £245
N.A.G. 144 XL AMP... £345
RACAL RA17... £139
REALISTIC 2036... £179
REALISTIC PRO-50... £69
SANGEAN ATS-803A... £85
SATCOM P40 (PAIR)... £149
SENTEC 20M HANDIE... £195
STANDARD C8800... £189
TARGET HF3 RX... £130
TEN TEC OMNI VI S.O.B... £1999
TOKYO HC-200 ATU... £99
TOKYO HL-1KGX AMP... £799
TOKYO HL-130U 70cms... £299
TOKYO HL-180V 2m... £259
TRIO AT-200 ATU... £175
TRIO AT-230 ATU... £189
W9-GR DSP II... £185
YAESU FL-7000... £1025
YAESU FP-707 20A PSU... £139
YAESU FRG 9600... £379
YAESU FT-1... £599
YAESU FT-107... £499
YAESU FT-11R... £169
YAESU FT-50 + EXTRAS... £275
YAESU FT-208 + EXTRAS... £179
YAESU FT-221R 2m BASE... £299
YAESU FT-290 L... £245
YAESU FT-290 II... £325
YAESU FT-411 + EXTRAS... £189
YAESU FT-470 + ACCS... £225
YAESU FT-650 24-54MHZ... £699
YAESU FT-707... £349
YAESU FT-727... £169
YAESU FT-757 AT... £225
YAESU FT-990 AC... £1399
YAESU FT-900 AT... £825
YAESU FT-990 DC as new... £1249
YAESU FT-5100... £345
YUPITERU MVT 7100... £215

MULTICOMM 2000

01480 406770

HF TRANSCIVERS
ICOM IC-720A + PSU £399
ICOM IC-726 HF + 6 METERS £575
ICOM IC-745 + SSB FILTER £499
KENWOOD TS-430S + FM + FILTERS £425
KENWOOD TS-440 SAT (GOOD CONDITION) £649
KENWOOD TS-450 SAT HF TRANSCEIVER £699
KENWOOD TS-530SP (MINT CONDITION) £395
KENWOOD TS-690 SAT HF TRANSCEIVER + 6M £925
KENWOOD TS-820 (MINT CONDITION) £350
KENWOOD TS-850 SAT AS NEW CW FILTERS £950
KENWOOD TS-850 SAT AS NEW FILTERS £975
KENWOOD TS-870 SAT (EX-DEMO) £1,499
KENWOOD TS-940 SAT WITH LOWE MODS (MINT) £1,050
KENWOOD TS-950 SD THE ULTIMATE TRANSCEIVER £1,499
TENTEC OMNI 6 (COMPLETE) MINT CONDITION £995
YAESU FR-200B/FL-200B (PAIR) £125
YAESU FT-1000 MP AC (EX-DEMO) £1,875
YAESU FT-101B HF (GOOD CONDITION) £160
YAESU FT-101ZD (MINT) £269
YAESU FT-747GX (AS NEW) + FM £410
YAESU FT-747GX (MINT CONDITION) + FM £399
YAESU FT-840 GENERAL COVERAGE TRANSCEIVER £599
YAESU FT-840 GENERAL COVERAGE TRANSCEIVER £625
YAESU FT-900 SAT (EX-DEMO) £875
YAESU FT-902DM (GOOD CONDITION) £325
VHF/UHF TRANSCIVERS
AKD 6001 + REPEATER MODULE £149
FT-51 DUAL BAND HAND HELD £265
ICOM IC-260E 2-METER MULTI-MODE £225
ICOM IC-290E 2-METER MULTI-MODE 25W £249
ICOM ICV-200T 2-METER MOBILE £129
KENWOOD TH-48E 70CMS HAND HELD £145
KENWOOD TH-79E HAND HELD £299
KENWOOD TM-741E 6/2/70 (EX DEMO) £525
KENWOOD TR-751E 2-METER MULTIMODE £375
KENWOOD TR-9130 2-METER MULTIMODE £225
KENWOOD TR-9500 UHF MULTI-MODE 25W £269
STANDARD C-156 2-METER HAND HELD (EX-DEMO) £125
STANDARD C-7800 70CMS MOBILE £120

PLEASE MENTION TRADERS' TABLE WHEN ENQUIRING ABOUT ANY ITEMS ON THESE PAGES!

Traders' Table

YOUR GUIDE TO SECOND-HAND EQUIPMENT

ARC EARLESTOWN 01925 229881

HF TRANSCEIVERS	
Yaesu FT-900AT - boxed	£950
2 x Icom IC-765 plus speaker	from £1500
Kenwood TS-430	£475
Yaesu FT-757GX1 + boxed	£TEL
Yaesu FT-980	£799
Icom IC-730 - boxed	£399
Yaesu FT-102	£475
Yaesu FT-767 + 2/6/70cms boxed	£TEL
Yaesu FT-840 + FM/FIF-232C	£TEL
Yaesu FT-701ZD MkIII + FC-902/FCV-901R incl 2m/6m	£799
Icom IC-735 boxed	£525
Icom IC-728 boxed	£550
Yaesu FT-902DM + SP-901/SPC-300 ATU	£499

MOBILE/BASE VHF/UHF TRANSCEIVERS	
Kenwood TS-700S	£450
Kenwood TM-742 + 10m module as new	£625
Icom IC-229 - boxed	£225
Icom IC-290D	£300
Yaesu FT-736 + Mutek boxed	£TEL
Yaesu FT-290R Mark II	£350
Kenwood TM-255E boxed VGC	£TEL
Yaesu FT-230	£175
Kenwood TM-4000 boxed	£250
Icom IC-271H + 100W internal PSU	£550
Icom IC-2410H boxed	£TEL
Yaesu FT-790R + linear	£260

RECEIVERS/SCANNERS	
Icom IC-R7000	£700
Icom IC-R71E boxed	£599
2 x Kenwood R-1000 boxed	£250
Regency MX-7000	£TEL
AR-2500	£275
Drake R-8E	£699
AOR AR7030 mint condition	£600
2 x Lowe HF-225	from £275
Sony PRO-80	£150
Yaesu FRG-9600 - HF converter	£350
Yaesu FRG-7	£140
Yaesu FRG-8800 + FIF-232	£TEL
AOR AR3000	£450
Icom IC-R7100 boxed	£TEL

HANDHELDS	
Kenpro KT-22	£80
Alinco DJ-160	£150
Kenwood TH-79E + extras	£TEL
Kenwood TH-21	£99
Icom IC-U16 - mint condition	£TEL
Icom IC-4E	£15

MISC.	
SDU-5000 Spectrum Display Unit - as new	£599
AT-230 - box	£175
MFJ-1278 Packet Unit + Software	£225
Datong ASP (wired for Yaesu)	£55
Datong ASP (wired for Kenwood)	£50
MML-144 - 100-3 + boxed	£TEL
ERA Microreader + RS-232 display	£199
Tokyo HL-160V linear	£175

SHORTWAVE SHOP 01202 490099

HF TRANSCEIVERS	
Icom IC751 - 100W HF	£545
Icom IC725, Inc AT150 - VGC	£625
Kenwood TS680S - HF & 6M	£695
Kenwood TS140S - 100W HF	£525
Kenwood TS120S - 100W HF	£295
Trio TS120V - 10W HF - Ideal Novice Set	£275
Trio TS530SP - 100W HF	£375
Trio TS530SP - 100W HF Narrow CW Filter	£395
Yaesu FT990 - AC PSU & ATU	£1,150
Yaesu FT101EE	£185

VHF/UHF	
Alinco DR510 - 2M/70cms Mobile LED Display	£275
Icom IC970H - ULTIMATE Satellite Set + SP150 2M/70cm/23cm/Wide Band RX - MINT - (£4K+)	£1,995
Icom IC551D - 6M Hi-Power Multimode Base	£495
Icom IC2E - 2M Thumbwheel H/Held	£75
Icom IC02A - No 1750Hz	£85
Kenwood TH22E - 2M H/Held	£150
Kenwood TS711E - 2M Multimode Base	£525
Kenwood TM 733 - 2M/70cms Mobile	£399
Kenwood TS811E - 70cms Multimode Base	£525
Navico AMR1000 - 2M Mobile	£125
Trio TR9130 - 2M Multimode Boxed	£350
Trio TR9500 - 70cms Multimode Boxed	£350
Yaesu FT8000R - Hi Power 2M/70cms Ex Demo	£395
Yaesu FT290RII - 2M M/mode Mobile	£325
Yaesu FT203 - 2M H/Held & Charger	£135

RECEIVERS	
AOR 7030 Acclaimed HF RX - Ex Demo	£645
AOR 3000 - 100KHz - 2GHz Base Scanner	£450
Heathkit HR10B Ham Band RX - Mint	£65
Icom R71E - General Coverage Receiver - Mint	£495
Icom R71E - All options fitted - Mint	£545
Icom ICR72 - General Coverage RX	£595
JIL SX400 - Base Scanner - Mint	£165
JRC NRD 525 with VHF and UHF	£595
Lowe HF125 - HF Gen Cov RX (Choice of two)	From £225
Lowe HF150 - HF Gen Cov RX - Mint	£325
Realistic Pro34 - H/Held Scanner	£110
Sony Air7 Air + Marine Rev - Mint	£195
Sony ICF Pro80 - SW and FM Broadcast	£135
Uniden Bearcat UBC120XLT - 100ch H/H Scanner	£98
Yaesu FRG7700 - General Coverage RX	£295

MISCELLANEOUS	
Burns Electronics TC101 - Wavemeter	£25
Datong PC1 HF to VHF Cnvt	£75
Diawa CNA1001 - Auto ATU	£145
Global AT2000 - RX ATU - Ex Demo	£85
Heathkit SB200 - 500W HF Linear Amp	£225
Icom PS15 - Matching PSU (IC745, IC751 etc)	£125
Kantronics KAM - Multimode TNC	£165
MFJ 1701 - 6 Way HF Coax Switch	£25
MFJ 407B - Keyer	£49

PHOTO ACOUSTICS 01908 610625

RECEIVERS	
Yaesu FRG-7 Receiver	£110.00
NRD-525 Receiver	£599.00
Lowe HF-250 Receiver c/w FM/AMS & speaker	£399.00
AOR-3030 Receiver	£425.00
Kenwood R5000 Receiver	£575.00
Realistic DX-394 Receiver	£189.00
Icom IC-R70 Receiver	£429.00
Lowe HF-225 Receiver	£329.00

SCANNERS	
AOR-3000 wideband scanner	£499.00
Icom IC-R7100 wideband receiver	£799.00
AOR-1500 Handheld scanner	£169.00

HF TRANSCEIVERS	
Kenwood TS-850S	£949.00
Icom IC-720A c/w PSU	£479.00
Yaesu FT-890AT	£639.00
Yaesu FT-102	£399.00
Icom IC-735	£549.00
Icom IC-745	£450.00
Icom IC-751	£589.00
Yaesu FT-757GX	£499.00
Icom IC-725	£499.00
Kenwood TS-680S HF + 6M	£649.00
Icom IC-745 (mains powered)	£489.00

VHF/UHF	
Yaesu FT-4700 dualband mobile	£279.00
Kenwood TM-733E dualband mobile	£399.00
Kenwood TM-701 dualband mobile	£299.00
Kenwood TM-255E 2m multimode	£599.00
Alinco DJ-580E Dualband handheld	£239.00
Kenwood TH-28E 2m handheld	£149.00
Alinco DJ-1 2M handheld	£159.00
Alinco ALM-203E 2M handheld	£50.00
Kenwood TH-75E 2m/70cms handheld	£229.00

SMC GROUP 01703 251549

HF TRANSCEIVERS	
PX TS450SAT Kenwood HF 100W	£899
PX HL7000B Tokyo HF L/amp	£899
PX FT747GX Yaesu HF 100W	£425
PX FC700 Yaesu Man ATU	£109
PX FT767GX Yaesu HF 2+6mtr	£1099
PX FT102 Yaesu HF 100W	£425
PX IC737 Icom HF 100W	£1060
LX FTONE Yaesu HF 100W	£675
LX FT890AT Yaesu HF 100W	£1250
LX IC-706 Icom HF + 2/6m	£779
LX FT7B Yaesu HF 50W	£235
AX FT990 Yaesu HF 100W	£1650
AX IC765 Icom HF 100W	£1699
RX FT980 Yaesu HF 100W	£625
RX FT101 Yaesu HF Valve	£260
RX FT757GX Yaesu HF 100W	£495
RX FT747 Yaesu HF Mobile	£450
RX FT107M Yaesu HF 100W	£275
RX TS520 Kenwood HF 100W	£260
RX TS440SAT Kenwood HF 100W	£750
RX IC726 Icom HF 100W	£850
RX IC761 Icom HF 100W	£995

VHF/UHF TRANSCEIVERS	
PX FT4700 Yaesu 2mtr/70cm	£329
PX FT2700 Yaesu 2mtr/70cm	£279
PX FT290RII Yaesu 2mtr port	£375
PX FT736R Yaesu 2mtr/70cm	£1299
PX FT51R Yaesu 2mtr/70cm	£325
PX IC3201E Icom 2mtr/70cm	£309
PX CS800 Standard 2mtr m/mode	£259
LX DJ580E Alinco 2mtr/70cm	£245
LX TH21E Kenwood 2mtr port	£100
AX FT790R Yaesu UHF port	£310
AX TM-732E Kenwood 2mtr/70cm	£525
RX DJ160 Alinco 2mtr/70cm	£155
RX DJ560 Alinco 2mtr/70cm	£335
RX FT8500R Yaesu 2mtr/70cm	£575
RX FT212RH Yaesu 2mtr FM	£175

RECEIVERS	
PX DX-394 Realistic HF Gen. RX	£225
PX R2000 Kenwood HF Gen RX	£375
PX FRG7700 Yaesu HF Gen RX	£295
PX AR8000 AOR Scanner	£299
PX AR2800 AOR RX M/base	£359
PX AR1500ex AOR Scanner	£225
PX AR3030 AOR HF RX	£399
PX HF150 Lowe HF Gen RX	£375
PX FRG100 Yaesu HF Gen RX	£395
PX MVT8000 Yupiter Scanner	£269
PX SW-7600 Sony Portable RX	£139
PX PRO2032 Realistic B/Scanner	£149
LX ICR-72 Icom HF RX	£675
LX FRG00 Yaesu HF RX	£425
AX PRO-80 Sony S/wave RX	£120
AX 2001D Sony S/wave RX	£169
RX HF225 Lowe HF Gen RX	£385
RX AR1500 AOR H/H Scanner	£165
RX ICF-7600 Sony Port RX	£120
RX NRD535 JRC HF Gen. RX	£850
RX FRG9600 Yaesu Base Scanner	£240

PX = Chandlers Ford HQ 01703 - 251549
RX = Reg Ward 01297 - 34918
LX = SMC Leeds 01132 - 350606
AX = ARE London 0181 - 9974476

Disclaimer

Advertisements from traders for equipment that is illegal to possess, use or which cannot be licensed in the U.K. will not be accepted. While the publishers will give whatever assistance they can to readers or buyers having complaints, under no circumstance will the magazine accept liability for non-receipt of goods ordered, late delivery or faults in manufacture.

PLEASE MENTION TRADERS' TABLE WHEN ENQUIRING ABOUT ANY ITEMS ON THESE PAGES!

Classified Ads

To advertise on this page see booking form below.

For Sale

QUARTZ crystals @ £1. Test equipment & transmission power meters. Stock lists available. Electronic Design Associates. Tel: 0181 391 0545 Fax: 0181 391 5258.

TECHNICAL MANUALS, AR88, CR100, R210, HR0. £5 each. Circuits £1.50. Hundreds available. SAE list. Bentley, 27 De Vere Gardens, Ilford, Essex IG1 3EB. Tel: 0181-554 6631.

RF-8000 24 BAND RECEIVER - reasonable offer accepted. Quartz crystals large range £1.00 each. Collection quartz Y-bars. Also Valves. Lists available. Electronic Design Associates 0181-391 0545 Fax 0181-391 5258.

THE UK's LARGEST SOURCE for Vintage Service data, circuits and manuals from 1900 to the 1970s. Free brochure from Tudor Gwilliam-Rees, Savoy Hill Publications, 50 Meddon St, Bideford, The Little White Town, North Devon, EX39 2EQ. Tel: 01237 424280. E-mail: tudor.gwilliam-rees@virgin.net

YAESU FT-290R plus carry case £190 ono. Phone: Gordon 01992-302149, 2E1FZN.

INTERESTED in vintage wireless? Send 2 x 1st class stamps for latest list of books, bits & pieces etc. Old Time Supplies, PO Box 209, Banbury, Oxon OX16 7GR.

Educational

CITY & GUILDS RADIO AMATEURS EXAM. Pass your exam the easy way with an RRC home study course. For details write or phone THE RAPID RESULTS COLLEGE, Dept. JX400, Tuition House, London SW19 4DS. Tel: 0181-947 2211.

"EASY MORSE" Need to know Morse? The handy 'Easy Morse' reference card has the revolutionary 'Easy Morse' alphabet - the visual mnemonic that makes learning the morse code so easy. Try it and see! Just-a-fiver from R. SIMPSON, 53 LINDENTHORPE ROAD, BROADSTAIRS CT10 1BQ.

RAE Pay As You Learn correspondence. £3 per lesson includes tuition. Ken Green CEng MIEE, Chylean, Tintagel, Cornwall. (01840) 212262.

Computer Software & Hardware

PC SSTV-DATA Tx/Rx pack £29.95. Other PC/AMIGA SSTV/Packet Interfaces. SAE leaflets, £1/stamps 1.44 DEMO disk. Peter Lockwood G8SLB, 36 Davington Road, Dagenham RM8 2LR. Tel/Fax: 0181-595 0823.

COMPUTER COMPONENTS New and Second User Systems, Packet Radio Products by G3KFN, Used Ham Gear. We have access to large amounts of manufacturers end of line, surplus, and bankrupt stock, mostly computer related. For details phone, fax or see our Web Site at: <http://www.greystone.mcmill.com> E-mail: g4ewz@mcmill.com (J Halford, GM4EWZ) Greystone Computers, Sanday, Orkney KW17 2AY. Phone/fax (01857) 600375.

Valves

VALVES GALORE Most valves available from stock. Otherwise obtained quickly. Please send SAE stating requirements or telephone. **VALVE & ELECTRONIC SUPPLIES** Chevet Books, 157 Dickson Road, Blackpool FY1 2EU. Tel: (01253) 751858 or Fax: (01253) 302979.

VALVES WANTED for cash: KT88, £60; PX4, £60; PX25, £105; DA100, £90; EL34, £15; EL37, £15; CV4004, £5; ECC83 £3. Valves must be Mullard/GEC, West European to achieve this price. Ask for free wanted list. Prompt and courteous service. Visitors by appointment only (we are a very busy Export Warehouse). Billington Export Ltd. Billingshurst, West Sussex RH14 9EZ. Tel: (01403) 784961. Fax: (01403) 783519.

VALVES:- OVER 50000 STOCKED Ham, Vintage, Military, Audio. SAE for FREE list to: Wilson Valves, (Jim Fish G4MH), 28 Banks Ave., Golcar, Huddersfield, West Yorks HD7 4LZ. Tel: 01484 654650. Fax: 01484 655699. E-mail: Wilsonvalves@surflink.co.uk Visa etc. Fast & personal service.

CASH FOR VALVES. ECC32 £10. ECC33/35 £6. ECC83/EF86 £3.50. KT66 £40. KT88 £65. EL34 £20. EL37 £18. PX4 £70. PX25 £130. GZ34 £8. GZ32 £8. DA100 £150. 4212E £150. PT15 £10. Ask for free wanted list. Colomor (Electronics) Ltd, 170 Goldhawk Road, London W12 8HJ. Tel: 0181-743 0899. Fax: 0181-749 3934. E-mail: giacomelli@colomor.demon.co.uk

TOP PRICES PAID

for all your valves, tubes, semi-conductors and ICs.

Langrex Supplies Ltd.
1 Mayo Road, Croydon
Surrey CR0 2QP.

Tel: 0181-684 1166. Fax: 0181-684 3056.

Wanted

WANTED FOR CASH Valve or solid state communication receivers Pre-1980. Preferably working and in good condition. Non working sets considered also domestic valve radios. Items of Government surplus wireless equipment and obsolete test equipment. Pre-1965 wireless and audio components and accessories. Pre-1975 wireless and TV books and magazines. Also, most valves wanted for cash. Must be unused and boxed. CBS, 157 Dickson Road, Blackpool, FY1 2EU. Tel: (01253) 751858 or Fax: (01253) 302979.

Miscellaneous

VALVE ENTHUSIASTS: Capacitors and other parts at attractive prices! Ring for free list. Geoff Davies (Radio), Tel: (01788) 574774.

USED AMATEUR EQUIPMENT? Buying or selling? See you at www.hamradio-mart.co.uk Cheap rates! No internet access? SAE: G4TNY, 41 Onslow Crescent, Colchester, Essex CO2 8UN.

Holidays

NORTH WALES HOLIDAYS - Caravan - bunkhouse - camping. Elevated rural site, two miles from beach, use of shack and antennas, open all year. Tynrhos, Mynytho, Pwllheli. Tel: 01758 740712.

CRETE HOLIDAYS 7 studios 20m from beach. Use of shack and antennas. Open from 14/4/97 to 31/10/97. Please contact: SV9 ANJ (QRA Manos), PO Box 1272, 71110 Iraklion, Crete, Greece. Tel: 0030 81 761288/762000 Fax: 0030 81 761382. E-mail: pelamare@her.forthnet.gr.

Practical Wireless Small Ads

Equipment For Sale, Equipment Wanted, Holidays, Recruitment, Computer Software.

Why not try our highly successful

Classified Advertising

For further details call

Carol on

(01202) 659920

DISCLAIMER

Some of the products offered for sale in advertisements in this magazine may have been obtained from abroad or from unauthorised sources. *Practical Wireless* advises readers contemplating mail order to enquire whether the products are suitable for use in the UK and have full after-sales back-up available.

The publishers of *Practical Wireless* wish to point out that it is the responsibility of readers to ascertain the legality or otherwise of items offered for sale by advertisers in this magazine.

ORDER FORM FOR CLASSIFIED ADS

PLEASE WRITE IN BLOCK CAPITALS

The prepaid rate for classified advertisements is 42 pence per word (minimum 12 words), box number 70p extra. Semi-display setting £13.90 per single column centimetre (minimum 3cm). Please add 17.5% VAT to the total. All cheques, postal orders, etc., to be made payable to PW Publishing Ltd. Advertisements, together with remittance, should be sent to the Classified Advertisement Dept., Practical Wireless, Arrowsmith Court, Station Approach, Broadstone, Dorset BH18 8PW. Tel: (01202) 659920, Fax: (01202) 659950

Please insert this advertisement in the issue of Practical Wireless (if you do not specify an issue we will insert it in the next available issue of PW) for insertion/s. I enclose Cheque/P.O. for £..... (42p per word, 12 minimum, please add 17.5% VAT to total).

Name:

Address:

Telephone No.:

Box Number @ 70p: Tick if appropriate ☐

Category heading:

Best seller...the bargain priced **Adapt-A-Mast**

- Lifts to 25ft • Wall mounting
- Complete with all brackets, cable and winch
- Accepts 2in stub mast • Adaptable to tilt-over
- Available hot dip galvanised BS729
- Simple four bolt installation

MANY OTHER MASTS AVAILABLE

Call (01505) 503824

Mobile (0374) 951660

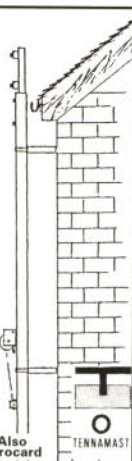
or write to

TENNAMAST SCOTLAND LTD

81 MAINS ROAD, BEITH, Ayrshire KA15 2HT

E-Mail: TENNAMAST@btinternet.com

ISO
9001



Also
Eurocard

TELFORD ELECTRONICS

Old Officers Mess, Hoo Farm, Humbers Lane, Horton

Telford, Shropshire TF6 6DL

Tel: 01952 605451 Fax: 01952 677978

RACAL HF COMMUNICATIONS RECEIVER

- Type: RA1792. • 150kHz – 30MHz • Modes: LSB, USB, AM, CW & FM • Filters fitted: 0.3kHz, 1.0kHz, 3.2kHz, 6kHz, & 16kHz • Digital A.G.C. • Scan facility
- 100 channel memory • C/W documentation

PRICE: **£750.00** (CARRIAGE (UK) £20)

Dear Sir,
I think this advertisement
breaks some rules

Advertisements are expected to conform to rules and standards laid down by the Advertising Standards Authority. Most do. The few that don't we'd like you to write in about.

And if you'd like a copy of these rules for press, poster and cinema advertisements, please send for our booklet. It's free.

The Advertising Standards Authority.

We're here to put it right.

ASA Ltd., 2 Torrington Place, London WC1E 7HW

SEM

8 Fort William
Douglas

Isle of Man IM1 5BQ

Tel: 01624 662131

For full info. on our QRM
Eliminator, filters, preamps
(1-500MHz) converters, keyers,
ATUs EZITUNE, etc.
ask for our catalogue.

LAR COMMUNICATION CENTRE

ESTABLISHED 21 YEARS

12 Station Road, Crossgates, Leeds LS15 7JX

Tel: 0113-232 8400 Fax: 0113-232 8401


Approved dealers for Kenwood, AOR, Icom, Yaesu and many others. We sell amateur radio equipment, scanners, shortwave receivers, antennas and over 800 accessories. Books, PW and SWM. Our after sales service is second to none.

We are open Mon to Sat 9am to 5pm We have private customer parking.

Use our coaxial crossover switch to connect up
to 2 aerials to 2 receivers.

Price £115 excluding P&P and VAT. SAE for full details and order form from:
Dept PW, Red Line Communications, PO Box 174, Beaconsfield HP9 1YH.

Red Line Communications



YAESU, ICOM, AOR etc.

SALES & SERVICE Holdings of Blackburn Ltd. Inc. 1952. Yaesu Agents since 1972. G3LL 40+ years in electronics. Best prices for callers (try us with cheque or 'real money' if you want to bargain) only xyl and self to pay so we can afford to give good prices – valves and CW filters for old Yaesu eg. Phone, normally open Thursday, Friday and Saturday. Lunch 12.00-1.30 but phone first we enjoy a few holidays!

G3LL HOLDINGS, AMATEUR ELECTRONICS
45 JOHNSTON STREET, BLACKBURN, BB2 1EF
(01254) 59595

MARTIN LYNCH
& Son

THE AMATEUR RADIO EXCHANGE CENTRE

NEWSFLASH

**CHECK OUT THE NEW
MARTIN LYNCH & SON
"07000" TELEPHONE
NUMBER**

**07000
73 13 73**

BOOK STORE



TO ORDER YOUR BOOKS:

E-MAIL: bookstore@pwpub.demon.co.uk

TEL: (01202) 659930 (24 HOURS)

FAX: (01202) 659950 (24 HOURS)

OR USE THE ORDER FORM ON PAGE 98

Please note: cash not accepted with mail orders.

The books listed have been selected as being of special interest to our readers. They are supplied direct to your door. Many titles are overseas in origin.

LISTENING GUIDES

AIRBAND

AIR BAND RADIO HANDBOOK 6th Edition. David J. Smith.	192 pages. £9.99
AIRBAND RADIO GUIDE 3rd Edition. Graham Duke.	96 pages. £6.99
AIR TRAFFIC CONTROL 6th Edition. Graham Duke.	112 pages. £6.99
AIRWAVES 97.	100 pages. £8.95
CALLSIGN 97.	144 pages. £8.95
FLIGHT ROUTINGS 1997. Compiled by T.T. & S.J. Williams.	140 pages. £6.95
INTERNATIONAL AIR BAND RADIO HANDBOOK. David J. Smith.	192 pages. £9.99
UNDERSTANDING ACARS	
3rd Edition. Aircraft Communications Addressing and Reporting System. Ed Flynn.	80 pages. £9.95
VHF/UHF AIRBAND FREQUENCY GUIDE & CALLSIGN GUIDE	280 pages. £12.50
WORLDWIDE AERONAUTICAL COMMUNICATIONS FREQUENCY DIRECTORY	
2nd Edition. Robert E. Evans.	260 pages. £19.95
WORLDWIDE AERONAUTICAL HF RADIO HANDBOOK. Martyn R. Cooke.	124 pages. £6.95

In addition to these we stock other airband, titles mainly from the Ian Allan ABC range - ask for details.

BROADCAST

GLOBAL RADIO GUIDE JULY 97 (The Association of International Broadcasting).	30 pages. £3.35
--	-----------------

DATAMODES

FAX & RTTY WEATHER REPORTS. Philip Mitchell.	88 pages. £11.50
GUIDE TO UTILITY STATIONS. 15th Edition. Joerg Klingenfuss.	588 pages. £35.00
GUIDE TO WORLDWIDE WEATHERFAX SERVICES. 16th Edition Joerg Klingenfuss.	436 pages. £25.00
INTERNET RADIO GUIDE. 2nd Edition. Joerg Klingenfuss.	350 pages. £22.00
WEATHER REPORTS FROM RADIO SOURCES. Philip Mitchell.	32 pages. £7.50
RADIO DATA CODE MANUAL. 15th Edition. Joerg Klingenfuss.	604 pages. £28.00

DXTV

DXTV FOR BEGINNERS. Simon Hamer.	31 pages. £3.95
GUIDE TO DX-TV. Keith Hamer & Garry Smith.	36 pages. £3.95
GUIDE TO WORLDWIDE TV TEST CARDS	£4.95
THIS IS BBC TV - FIRST 30YRS OF TV GRAPHICS. Keith Hamer & Garry Smith.	38 pages. £4.95

FREQUENCY GUIDES

1997 SHORTWAVE FREQUENCY GUIDE. 1st Edition. Joerg Klingenfuss.	484 pages. £23.00
1997 SUPER FREQUENCY LIST CD-ROM. Joerg Klingenfuss.	£25.00
FERRELLS CONFIDENTIAL FREQUENCY LIST 10th Edition	450 pages. £19.95
PASSPORT TO WORLD BAND RADIO 1998	528 pages. £15.50
UK SCANNING DIRECTORY. 5th Edition.	540 pages. £18.50
VHF-UHF SCANNING FREQUENCY GUIDE. Bill Laver	192 pages. £12.95
WORLD RADIO TV HANDBOOK 1997.	608 pages. £17.95

GENERAL

EAVESDROPPING ON THE BRITISH MILITARY. Michael Cannon.	£17.50
GETTING ON TRACK WITH APRS. Stan Horzempa WA1LOU.	165 pages. £9.95
POP WENT THE PIRATES. Keith Skoos.	568 pages. £15.95
SHORT WAVE COMMUNICATIONS. Peter Rouse GU1DKD.	187 pages. £4.50
SHORTWAVE RECEIVERS PAST & PRESENT (1945-1996)	£23.95
SHORTWAVE LISTENER'S GUIDE. Ian Poole	£14.99
THE COMPLETE SHORT WAVE LISTENER'S HANDBOOK 4th Edition	
Hank Bennett, Harry Helms & David Hardy.	321 pages. £19.95

MARINE

MARINE SSB OPERATION. J. Michael Gale.	96 pages. £11.95
MARINE VHF OPERATION. Michael J. Gale.	£7.95
SCANNING THE MARINE BANDS. F.F. O'Brian.	152 pages. £9.50
SHORTWAVE MARITIME COMMUNICATIONS. B. E. Richardson.	195 pages. £16.50
SHIP TO SHORE RADIO FREQUENCIES. Ken Davies.	95 pages. £5.99
SIMPLE GPS NAVIGATION. Mik Chinery.	96 pages. £10.95

SATELLITE

AN INTRODUCTION TO AMATEUR COMMUNICATIONS SATELLITES	
BP290. A. Pickard.	102 pages. £3.95
AN INTRODUCTION TO SATELLITE COMMUNICATIONS BP326.	
F. A. Wilson.	230 pages. £5.95
ARRL SATELLITE ANTHOLOGY 4th Edition	150 pages. £8.95
NEWNES GUIDE TO SATELLITE TV. Derek Stephenson.	371 pages. £18.95
NEWNES SATELLITE COMMUNICATIONS POCKET BOOK. James Wood.	220 pages. £12.99

SATELLITE BOOK - A Complete Guide to Satellite TV Theory and Practice

John Breeds.	280 pages. £32.00
SATELLITE EXPERIMENTER'S HANDBOOK 2nd Edition.	
Martin Davidoff K2UBC.	313 pages. £15.50
SATELLITE HACKERS HANDBOOK. Colin A. Grelis.	120 pages. £18.75
SATELLITE PROJECTS HANDBOOK. L. Harris.	£14.99
SATELLITE TELEVISION. A layman's guide. Peter Pearson.	73 pages. £1.00
SATELLITE TELEVISION INSTALLATION GUIDE. 5th Edition. John Breeds.	76 pages. £15.00
WEATHER SATELLITE HANDBOOK. 5th Edition. Dr Ralph E. Taggart WB8DQT.	192 pages. £15.50
WRTH SATELLITE BROADCASTING GUIDE. 1997 Edition. Bart Kuperus.	366 pages. £18.95

SCANNING

AN INTRODUCTION TO SCANNERS AND SCANNING BP311. I. D. Poole.	152 pages. £4.99
SCANNER BUSTERS 2. D.C. Poole.	100 pages. £6.00
SCANNERS 2 INTERNATIONAL. Peter Rouse GU1DKD.	261 pages. £9.95
SCANNERS 3 PUTTING SCANNERS INTO PRACTICE.	
4th Revision. Peter Rouse.	271 pages. £9.95
SCANNING SECRETS. Mark Francis.	280 pages. £16.95

AMATEUR RADIO

ANTENNAS & TRANSMISSION LINES

25 SIMPLE AMATEUR BAND AERIALS BP125. E. M. Noll.	63 pages. £1.95
25 SIMPLE INDOOR AND WINDOW AERIALS BP136. E. M. Noll.	50 pages. £1.75
25 SIMPLE SHORT WAVE BROADCAST BAND AERIALS BP132. E. M. Noll.	63 pages. £1.95
25 SIMPLE TROPICAL AND MW BAND AERIALS BP145. E. M. Noll.	54 pages. £1.75
ALL ABOUT VERTICAL ANTENNAS. W. I. Orr W6SAI & S. D. Cowan W2LX.	192 pages. £8.50
ANTENNA EXPERIMENTERS GUIDE (RSGB). Peter Dodd G3LDO.	£15.00
ANTENNA IMPEDANCE MATCHING (ARRL). Wilfred N. Caron.	195 pages. £15.50
ANTENNAS FOR VHF AND UHF BP301. I. D. Poole.	104 pages. £4.95
ANTENNAS & TECHNIQUES FOR LOW BAND DXING (ARRL).	394 pages. £15.50
ARRL ANTENNA BOOK 18th Edition 1997.	732 pages. £23.95
ARRL ANTENNA COMPENDIUM Volume One.	175 pages. £10.00
ARRL ANTENNA COMPENDIUM Volume Two.	208 pages. £10.00
ARRL ANTENNA COMPENDIUM Volume Three. Edited by Jerry Hall K1TD.	236 pages. £12.50
ARRL ANTENNA COMPENDIUM Volume Four.	204 pages. £15.50
ARRL ANTENNA COMPENDIUM Volume Five.	200 pages. £16.50
BEAM ANTENNA HANDBOOK. W. I. Orr W6SAI & S. D. Cowan W2LX.	268 pages. £8.50
BUILDING & USING BALUNS. Jerry Sevick.	125 pages. £18.95
BUILD YOUR OWN SHORTWAVE ANTENNAS 2nd Edition. Andrew Yoder.	208 pages. £15.95
CUBICAL QUAD ANTENNAS 3rd Edition. William Orr W6SAI and Stuart Cowan W2LX.	£8.50
EXPERIMENTAL ANTENNA TOPICS BP278. H. C. Wright.	70 pages. £3.50
G-QRP CLUB ANTENNA HANDBOOK.	
Compiled and edited by P. Linsley G3PDL & T. Nicholson KA9WRL/GW0LNQ.	155 pages. £7.25
HF ANTENNA COLLECTION (RSGB). Edited by Erwin David G4HQL.	233 pages. £10.99
HF ANTENNAS FOR ALL LOCATIONS (RSGB). Les Moxon G6XN.	322 pages. £14.65
MORE OUT OF THIN AIR (PWP).	112 pages. £6.95
PRACTICAL ANTENNAS FOR NOVICES. John Heys G3BDQ.	52 pages. £6.30
PRACTICAL ANTENNA HANDBOOK 2nd Edition. Joseph J. Carr.	437 pages. £26.95
PRACTICAL WIRE ANTENNAS RSGB. John Heys G3BDQ.	100 pages. £8.95
RADIO AMATEUR ANTENNA HANDBOOK. W. I. Orr W6SAI & S. D. Cowan W2LX.	188 pages. £8.50
RECEIVING ANTENNA HANDBOOK. Joe Carr. I.	89 Pages. £17.50
SIMPLE, LOW-COST WIRE ANTENNAS FOR RADIO AMATEURS.	
W. I. Orr W6SAI & S. D. Cowan W2LX.	188 pages. £8.50
W1FB'S ANTENNA NOTEBOOK (ARRL). Doug DeMaw W1FB.	123 pages. £7.50

BEGINNERS (INC RAE)

AMATEUR RADIO FOR BEGINNERS (RSGB). Victor Brand G3JNB.	65 Pages. £3.50
AN INTRODUCTION TO AMATEUR RADIO BP257. I. D. Poole.	150 pages. £3.50
AN INTRODUCTION TO THE ELECTROMAGNETIC WAVE BP315.	
F. A. Wilson.	122 pages. £4.95
AN RAE STUDENTS NOTEBOOK. Bob Griffiths G7NHB.	£6.95
HOW TO PASS THE RADIO AMATEURS' EXAMINATION (RSGB)	
Clive Smith G4FZH and George Benbow G3HB.	88 pages. £8.75
PRACTICAL RECEIVERS FOR BEGINNERS (RSGB). John Case GW4HWR.	165 pages. £12.50
THE NOVICE RADIO AMATEURS EXAMINATION HANDBOOK (BP375)	
Ian Poole G3YWX.	150 pages. £4.95
THE RADIO AMATEURS' QUESTION & ANSWER REFERENCE MANUAL.	
Fifth Edition.	Ray Petri G0OAT. £13.95
RAE MANUAL (RSGB). G.L.Benbow G3HB.	127 pages. £8.75
RAE REVISION NOTES (RSGB). G.L.Benbow G3HB.	92 pages. £5.25
REVISION QUESTIONS FOR THE NOVICE RAE (RSGB). Esde Tyler G0AEC.	60 pages. £5.75

THE NOVICE LICENCE STUDENT'S NOTEBOOK John Case GW4HWR	124 pages. \$5.00
SHORTWAVE RADIO LISTENING FOR BEGINNERS. Anita Louise McCormick K8RGL	176 pages. \$10.95
TRAINING FOR THE NOVICE LICENCE A MANUAL FOR THE INSTRUCTOR (RSGB) John Case GW4HWR	101 pages. \$6.75
W1FB'S HELP FOR NEW HAMS (ARRL). Doug DeMaw W1FB	155 pages. \$8.95

CALLBOOKS

AMATEUR RADIO CALL BOOK AND INFORMATION DIRECTORY (RSGB) 1997 Edition	529 pages. \$13.50
JOINT INT/N.A.MERICAN CALLBOOK CD-ROM 1997	\$35

COMPUTING

ACCESS 95 ONE STEP AT A TIME BP408	115 pages. \$5.99
AN INTRODUCTION TO COMPUTER COMMUNICATIONS BP177. R. A. Penfold	2 pages. \$2.95
ELECTRONIC PROJECTS FOR YOUR PC BP320. R. A. Penfold	102 pages. \$3.99
EXPERIMENTING WITH PCs. P. Brunning	\$24
HOW TO EXPAND, MODERNISE AND REPAIR PCs AND COMPATIBLES BP271 R. A. Penfold	166 pages. \$5.99
INTERFACING PCs AND COMPATIBLES BP272. R. A. Penfold	86 pages. \$4.99
MS-OFFICE ONE STEP AT A TIME (BP402)	77 pages. \$5.95
MS WORKS FOR WINDOWS 95 EXPLAINED BP405	175 pages. \$5.95
NEWNES COMPUTER ENGINEER'S POCKET BOOK Third Edition. Michael Tooley	256 pages. \$12.95
PASSPORT TO WEB RADIO 1997	\$14.99
PCs MADE EASY. Second Edition. James L. Turley	38 pages. \$15.95
PERSONAL COMPUTERS IN THE HAM SHACK (ARRL)	\$12.50
THE INTERNET AND WORLD WIDE WEB EXPLAINED. J. Shelley	130 pages. \$5.95
WINDOWS 95 EXPLAINED (BP400).	175 pages. \$5.95

EMC

INTERFERENCE HANDBOOK. William R. Nelson WA6FQG	250 pages. \$9.50
THE RADIO AMATEUR'S GUIDE TO EMC (RSGB). Robin Page-Jones G3JW1	117 pages. \$8.95

HISTORICAL

1934 OFFICIAL SHORT WAVE RADIO MANUAL. Edited by Hugo Gernsback	260 pages. \$11.85
OLD TIME RADIOS - RESTORATION & REPAIR. J. Carr	256 pages. \$17.95
CRYSTAL SET PROJECTS. Phil Anderson	\$7.50
EXPERIMENTAL TELEVISION (1932)	312 pages. \$11.75
HENLEYS 222 RADIO CIRCUIT DIAGRAMS (1924)	271 pages. \$9.45
HOW TO BUILD YOUR RADIO RECEIVER (Popular Radio Handbook No. 1)	\$6.95
SECRETS OF HOMEBUILT REGENERATIVE RECEIVERS (Rockey)	127 pages. \$7.95
THE XTAL SET SOCIETY NEWSLETTER. Volume 1. Phil Anderson W0XI	\$6.50
THE XTAL SET SOCIETY NEWSLETTER. Volume 2. Phil Anderson W0XI	\$6.50
THE CRYSTAL SET HANDBOOK & VOL. 3 XTAL NEWSLETTER. Phil Anderson W0XI	\$6.50
THE XTAL SET SOCIETY NEWSLETTER. Volume 4. Phil Anderson W0XI	\$6.50
THE CRYSTAL SET HANDBOOK & VOL. 5 XTAL NEWSLETTER. Phil Anderson W0XI	\$6.50
CRYSTAL RADIO HISTORY, FUNDAMENTALS AND DESIGN. P. A. Kinzie	\$6.50
THOSE GREAT OLD HANDBOOK RECEIVERS (1929 + 1934)	94 pages. \$6.95
WIRELESS FOR THE WARRIOR VOL. 1 (Wireless Sets 1-88)	\$27.50
VISION BY RADIO (1925) (Jenkin)	140 pages. \$7.85

MAPS AND LOG BOOKS

AMATEUR RADIO LOGBOOK (RSGB)	\$3.75
NORTH ATLANTIC ROUTE CHART.	740 x 520mm. \$8.50
QTH LOCATOR MAP OF EUROPE. NEW EDITION	1080 x 680mm. \$7.00
RADIO AMATEURS MAP OF THE WORLD. NEW EDITION	980 x 680mm. \$7.00
RADIO AMATEURS WORLD ATLAS	18 pages. \$7.50
RECEIVING STATION LOG BOOK (RSGB).	\$3.75
RSGB PREFIX GUIDE.	\$5.75

MORSE

MORSE CODE FOR RADIO AMATEURS (RSGB)	28 pages. \$4.25
SECRETS OF LEARNING MORSE CODE Mark Francis	84 pages. \$6.95

MICROWAVES

AN INTRODUCTION TO MICROWAVES (BP312). F. A. Wilson	134 pages. \$3.95
ARRL UHF/MICROWAVE EXPERIMENTER'S MANUAL. Various Authors	446 pages. \$15.50
ARRL UHF/MICROWAVES PROJECT MANUAL (ARRL)	400 pages. \$15.50
MICROWAVE HANDBOOK - COMPONENTS & OPERATING Vol 1 (RSGB)	\$10.50
MICROWAVE HANDBOOK - CONSTRUCTION & TESTING Vol 2 (RSGB)	\$15.75
MICROWAVE HANDBOOK - BANDS & EQUIPMENT Vol 3 (RSGB)	\$15.75 or buy all 3 for \$32

OPERATING AND HANDBOOKS

AMATEUR RADIO OPERATING MANUAL (RSGB). Ray Eckersley G4FTJ	249 pages. \$12.23
ARRL HANDBOOK 1997 ON CDROM	\$30
ARRL OPERATING MANUAL 1997.	\$16.50
BASIC RADIO & ELECTRONIC CALCULATIONS. Ray Petri G0OAT	\$13.95
COMPLETE DX'ER. Bob Locher	204 pages. \$8.95
HAM RADIO MADE EASY (ARRL). Steve Ford	204 pages. \$12.50
HINTS AND KINKS FOR THE RADIO AMATEUR. Edited by Charles L. Hutchinson and David Newkirk	129 pages. \$9.50
LOW PROFILE AMATEUR RADIO (ARRL). Jim Kearman KR1S	124 pages. \$7.50
RADIO COMMUNICATION HANDBOOK (RSGB). 6th Edition. Dick Biddulph G8PDS	750 pages. \$21.00
SETTING UP AN AMATEUR RADIO STATION BP300. I. D. Poole	81 pages. \$3.95
TRANSMITTER HUNTING - RADIO DIRECTION FINDING SIMPLIFIED. Joseph D. Moell & Thomas N. Curlee	325 pages. \$20.95

PACKET

PRACTICAL GUIDE TO PACKET OPERATION IN THE UK. Mike Mansfield G6AWD NEW EDITION	220 pages. \$11.50
Practical Wireless, November 1997	

PACKET RADIO PRIMER (RSGB). Dave Comber G8UYZ & Martyn Corft G8NZU	266 pages. \$8.95
PACKET, SPEED & MORE SPEED APPLICATIONS	148 pages. \$10.50
YOUR PACKET COMPANION. Steve Ford WB8IMY	170 pages. \$5.95

PROPAGATION

AN INTRODUCTION TO RADIO WAVE PROPAGATION BP293. J. G. Lee	116 pages. \$3.95
---	-------------------

QRP

G-QRP CLUB CIRCUIT HANDBOOK. Edited by Rev. G. Dobbs G3RJV	96 pages. \$9.00
INTRODUCING QRP. Dick Pascoe G0BPS	\$6.95
W1FB's QRP NOTEBOOK (ARRL). 2nd Edition. Doug De Maw W1FB	175 pages. \$7.95

TEST EQUIPMENT

GETTING THE MOST FROM YOUR MULTIMETER BP239. R. A. Penfold	102 pages. \$2.95
HANDS-ON GUIDE TO OSCILLOSCOPES. Barry Ross	228 pages. \$17.95
HOW TO USE OSCILLOSCOPES & OTHER TEST EQUIPMENT BP267. R. A. Penfold	104 pages. \$3.50
MORE ADVANCED TEST EQUIPMENT CONSTRUCTION BP249. R. A. Penfold	102 pages. \$3.50
MORE ADVANCED USES OF THE MULTIMETER BP265. R. A. Penfold	96 pages. \$2.95
PRACTICAL TRANSMITTERS FOR NOVICES. John Case GW4HWR	126 pages. \$10.00
TEST EQUIPMENT FOR THE RADIO AMATEUR. Clive Smith G4FZH	170 pages. \$10.95

VHF

ALL ABOUT VHF AMATEUR RADIO. W. L. Orr W6SAL	163 pages. \$9.50
---	-------------------

ELECTRONICS

A REFERENCE GUIDE TO PRACTICAL ELECTRONICS TERMS BP287. F. A. Wilson	431 pages. \$5.95
BEGINNERS GUIDE TO MODERN ELECTRONIC COMPONENTS BP285. R. A. Penfold	166 pages. \$3.95
CIRCUIT SOURCE BOOK 1 - BP321. R. A. Penfold	182 pages. \$4.95
CIRCUIT SOURCE BOOK 2 - BP322. R. A. Penfold	214 pages. \$4.95
GETTING STARTED IN PRACTICAL ELECTRONICS BP345. Owen Bishop	198 pages. \$4.95
NEWNES AUDIO AND HI-FI ENGINEER'S POCKET BOOK Third Edition. Vivian Capel	210 pages. \$12.95
NEWNES ELECTRONICS ENGINEER'S POCKET BOOK. Keith Brindley	306 pages. \$12.95
POWER SUPPLY PROJECTS BP76. R. A. Penfold	89 pages. \$3.99
PREAMPLIFIER & FILTER CIRCUITS BP309. R. A. Penfold	92 pages. \$3.95
PRACTICAL ELECTRONIC FILTERS BP299. Owen Bishop	89 pages. \$4.95
PRACTICAL ELECTRONICS HANDBOOK. Ian Sinclair	439 pages. \$13.95
PRACTICAL OSCILLATOR CIRCUITS BP393. A. Flind	136 pages. \$4.99
TEST EQUIPMENT CONSTRUCTION BP248. R. A. Penfold	104 pages. \$3.99
THE ART OF SOLDERING BP324. R. Brewster	\$3.99
UNDERSTANDING BASIC ELECTRONICS (ARRL).	\$16.50
W1FB's DESIGN NOTEBOOK (ARRL). Doug DeMAW W1FB	195 pages. \$8.50

DATA

ARRL ELECTRONICS DATA BOOK. Doug DeMaw W1FB	260 pages. \$8.95
ELECTRONIC HOBBYIST DATA BOOK BP396. R. A. Penfold	242 pages. \$5.95
PRACTICAL ELECTRONICS CALCULATIONS AND FORMULAE BP53. F. A. Wilson	249 pages. \$3.95
PRACTICAL ELECTRONIC DESIGN DATA BP316. Owen Bishop	327 pages. \$5.99
RADIO AMATEUR AND LISTENER'S DATA HANDBOOK. Steve Money	40 pages. \$15.95
RADIO FREQUENCY TRANSISTORS PRINCIPLES AND PRACTICAL APPLICATIONS Norm Dye & Helge Granberg	235 pages. \$19.95
SECRETS OF RF CIRCUIT DESIGN. Joseph Carr	405 pages. \$19.95
SOLID STATE DESIGN FOR THE RADIO AMATEUR (ARRL). Les Hayward W7ZO1 & Doug DeMaw W1FB	256 pages. \$10.50
TOWERS INTERNATIONAL MOSPOWER & OTHER FET SELECTOR	140 pages. \$19.95
TOWERS INTERNATIONAL TRANSISTOR SELECTOR - UPDATE 5	476 pages. \$24.95
TRANSISTOR DATA TABLES (BP401).	178 pages. \$5.95

PROJECTS

COIL DESIGN AND CONSTRUCTION MANUAL BP160. B.B. Bahani	106 pages. \$3.95
HOW TO DESIGN AND MAKE YOUR OWN PCBs BP121. R. A. Penfold	66 pages. \$2.50
MORE ADVANCED POWER SUPPLY PROJECTS BP192. R. A. Penfold	92 pages. \$2.95
PROJECTS FOR RADIO AMATEURS AND SWLS BP304. R. A. Penfold	92 pages. \$3.95
SHORT WAVE SUPERHET RECEIVER CONSTRUCTION BP276. R. A. Penfold	80 pages. \$2.95
SIMPLE SHORT WAVE RECEIVER CONSTRUCTION BP275. R. A. Penfold	88 pages. \$3.95

VALVES/TUBES

ELECTRON TUBE LOCATOR. George H. Fathauer	350 pages. \$21.95
ESSENTIAL CHARACTERISTICS (TUBES & TRANSISTORS) (Original Publishers General Electric) Re-published by Antique Electronic Supply (Arizona)	475 pages. \$10.50
HANDBOOK OF RADIO, TV, INDUSTRIAL & TRANSMITTING TUBE & VALVE EQUIVALENTS.	60 pages. \$2.95
RADIO VALVE GUIDE BOOKS 1-5	\$2.95 each
RCA RECEIVING TUBE MANUAL (Original Publishers Radio Corporation Of America) Re-published by Antique Electronic Supply (Arizona)	384 pages. \$10.50
RCA TRANSMITTING TUBES (Original Publisher Radio Corporation of America) Re-published by Antique Electronic Supply (Arizona)	318 pages. \$10.50
TUBE SUBSTITUTION HANDBOOK	\$15.50

KITS

THE PW CADET RECEIVER KIT (as featured in PW Jan 1997)	\$23.95
BRUNNING KIT (as featured in PW July 1997 - see also <i>Experimenting with Computers</i> book in Computing section)	\$46

TO ORDER: PLEASE SEE PAGE 98 OR CALL (01202) 659930

**FOR ALL MAIL ORDER PURCHASES
IN PRACTICAL WIRELESS**

PRACTICAL Wireless

COMING NEXT MONTH - DECEMBER

REVIEWED!

- * Richard Newton G0RSN puts the Palstar KH6 hand-held 50MHz transceiver to the test.
- * Rob Mannion G3XFD and Tex Swann G1TEX take a joint look at the new AKD HF3E receiver.

BUILD!

- * Part 2 of Geoff Pike G10GDP's Crystal Controlled u.h.f. Hand-Held Transceiver.

SUBSCRIPTIONS!

- * Special subscription offer for Christmas.

FEATURES!

- * Angelika Voss G0CCI looks at the structure of Amateur Radio in Germany.

Plus all your regular favourites and much more! * *Contents subject to change*

THE UK'S BEST SELLING AMATEUR RADIO MAGAZINE

**CAN YOU
AFFORD TO MISS
IT? - ON SALE 13
NOVEMBER
1997 - PLACE
YOUR ORDER
TODAY!**

THIS MONTH Find the answers in *Short Wave Magazine!*

John Wilson G3PCY - the mystery of the black box - the Icom IC-PCR1000.

Build a CW Processor -concluded by Robert Penfold

Oldies But Goodies - Joe Carr K4IVP presents some worthwhile antenna ideas.

30 Years of BBC Colour TV - Part 2 the continuing story by Keith Hamer & Garry Smith.

WXFAX Facts - Philip C. Mitchell looks at some of the ins and outs of h.f. FAX reception.

PROsat for Windows, the latest version reviewed by Lawrence Harris.

COMING UP IN THE NOVEMBER ISSUE - ON SALE 23rd OCTOBER

The Quad Loop - Joe Carr K4IVP looks at large loop antennas for h.f. and v.h.f. reception.

Classic Receivers - Ben Nock G4BXD takes a look at the Heathkit Mohican receiver.

A Selective Crystal Set for Medium Wave by John Brown.

Golden Oldies - Pete Roberts covers the repair and renovation of old radios.

What You Can Learn From Grandpa's Radio Listening Post by Gerhard Eberlein DF2NR.

Alan Gardener reviews Alinco's latest hand-held scanner.

More from the 'Guru' John Wilson G3PCY.

**Contents subject to change*

**On
sale
NOW!**

short wave magazine

YOUR LOCAL DEALERS

N. IRELAND
micron electronics
 124 Great Victoria Street
BELFAST
 YAESU, ICOM, KENWOOD, ALINCO +
 AMATEUR & SW radio specialists
 PART EXCHANGE WELCOME
 TEL: (01232) 438610

SURREY
 Chris Rees
G3TUX
 The QRP Component Company
 PO Box 88 Haslemere Surrey GU27 2RF
 Tel: (01428) 661501
 Fax: (01428) 661794
KITS, KEYS & QRP
 MAIL ORDER - 9AM TO 6PM (NOT SUNDAYS)
 SAE FOR LISTS AND LITERATURE

MID GLAMORGAN
SANDPIPER COMMUNICATIONS
 Unit 5, Enterprise House, Cwmbach
 Industrial Estate, Aberdare,
 Mid Glamorgan CF44 0AE
 Tel: (01685) 870425
 Fax: (01685) 876104
 A full range of transmitting & receiving
 antennas available for the amateur
 commercial market.

LONDON
MARTIN LYNCH
 & Son
 For all your amateur radio needs
140-142 Northfield Avenue
Ealing London W13 9SB
 Tel:
0181-566 1120
 Fax:
0181-566 1207

BIRMINGHAM
FREE CB
RADIO CATALOGUE
PHONE
0121-457 7788

SRP RADIO CENTRE

SCOTLAND
JAYCEE
ELECTRONICS LTD
 20 Woodside Way, Glenrothes, Fife KY7 5DF
 Tel: (01592) 756962 (Day or Night)
 Fax No. (01592) 610451
 Now open 7 days a week. Mon-Fri 9am - 5pm,
 Sat 9am - 4pm, Sun 12 noon - 4pm.
 KENWOOD, YAESU & ICOM APPROVED DEALERS
*A good stock of new and secondhand
 equipment always in stock*

KENT
KANGA QRP KITS
 Our books: Introducing QRP £7.95
 Pascoe's Penny Pinchers £5.95
 (ALL ABOUT WIRE ANTENNAS)
 Send an SAE for our free catalogue
Seaview House, Crete Road East
Folkestone, Kent CT18 7EG
 Tel/Fax 01303 891106 (0930-1900)
 http://www.kanga.demon.co.uk

ESSEX
The Not Working Radio Company
 Selling or got something that doesn't work? Blown
 PAs, can't be bothered to repair, sell or advertise it?
 Then write/e-mail me, Dave G3RCQ, tell me what
 you have. I'll either buy it or put you in touch with a
 buyer.
 Buying OK, so you have spare time but little money,
 why not write to me. Tell me what you want to buy.
 Buy it from me or direct, get it working, sell it and
 make a profit or keep it for your personal use.
 Write/e-mail David G3RCQ
 9 Troopers Drive, Harold Hill, Romford
 Essex RM3 9DE
 E-mail: radioG3RCQ@compuserve.com

WEST YORKSHIRE
HUDDERSFIELD ELECTRONICS
 INC. THE AMATEUR RADIO SHOP
 Suppliers of new & used amateur/SWL/CB
 equipment. We also carry a full range of accessories.
 Part exchanges welcomed.
4A Cross Church Street
Huddersfield HD1 2PT.
Tel/Fax 01484 420774
 Hours: Mon - Sat 9.00am to 5.30pm.

DORSET
THE SHORTWAVE
SHOP
 Novice/C.B./Amateur/SWL Equipment.
*Full range secondhand equipment
 always available.*
18 Fairmile Road, Christchurch,
Dorset BH23 2LJ
Tel/Fax: 01202 490099

AVON/SOMERSET
QSL
COMMUNICATIONS
 We stock all makes of equipment
 for the Amateur and Listener.
 Part Exchange Welcome
 Unit 6, Worle Industrial Centre, Coker Road,
 Worle, Weston-Super-Mare BS22 0BX
Tel/Fax: (01934) 512757

SOUTHAMPTON
SMC Ltd
 Main Dealer for: Yaesu,
 Kenwood, Icom AOR &
 Cushcraft
 SM House, School Close, Chandlers Ford
 Industrial Estate, Eastleigh,
 Hampshire SO5 3BY
Tel: (01703) 255111
Fax: (01703) 263507

DERBYSHIRE
Lowe
Electronics
 THE HAM RADIO SUPERSTORE
 Kenwood, Yaesu, Icom etc. always in stock.
 Chesterfield Rd., Matlock, Derbys DE4 5LE
 Tel: 01629 580800 Fax: 01629 580020
 E-mail: info@lowe.co.uk orders@lowe.co.uk

ESSEX G3RCQ
Silent Key Advisory Service
 If you are an Accountant, Solicitor, Relative or in any way
 wishing to negotiate the sale or value the Equipment of a
 deceased Radio Amateur or Short Wave Listener or simply
 sell the equipment of a deceased Radio Enthusiast. A
 professional valuation of the market value and selling
 service is now available. Contact Cole & Co Accountants
 at **9 Troopers Drive, Harold Hill**
Romford, Essex RM3 9DE.
 E-mail: radioG3RCQ@compuserve.com

NORTHWEST
ARC Ltd.
*Everything for the radio
 amateur under one roof!*
 38 Bridge Street, Earlestown, Newton-
 le-Willows,
 Merseyside WA12 9BA
Tel: 01925 229881
Fax: 01925 229882

SCOTLAND
TENNAMAST
SCOTLAND LTD
 Masts from 25ft - 40ft
 Adapt-A-Mast
(01505) 503824
 81 Mains Road, Beith, Ayrshire. KA15 2HT

Index to Advertisers

Aerial Techniques	80	Langrex Supplies	81	Quartslab Marketing	81
AKD	28	LAR Communications Centre	95	RAS Notts	81
ARC	74	Leicester Amateur Radio Show	45	Red Line Communications	95
Chevet Supplies	32	Linear Amp UK	81	RSGB	89
Cirkit Distribution	28	Maplin Electronics	6	SEM	95
Colomor Electronics	77	Martin Lynch & Son	18, 22/23, 95	Short Wave Magazine	99
Eastern Communications	30/31	Monitoring Times	91	SMC	34/35
Essex Amateur Radio Services	13	Moonraker	80	Spectrum Communications	80
Fairhaven Electronics	74	Multicomm 2000	70/71	SRP Trading	91
Ferrells Directory	58	Nevada Communications	4/5	Sunrise Electronics	85
Forte Posthouse	51	North Wales Radio Rally	80	TDC	77
Haydon Communications	55, 56/57	Number One Systems	24	Telford Electronics	95
Holdings Amateur Electronics	95	Pervisell	81	Tennamast	95
Icom UK	IBC	Photo Acoustics	52, 77	Waters & Stanton	IFC/1, 2
J Birkett	81	Picketts Lock Rally	58	Yaesu	OB
Lake Electronics	32	QSL Communications	32		

It's Never Too Late To Try a T8!

W
8
T
U



Think of a dual-bander then add 6M and more...

ICOM's great new handheld the IC-T8E is a tri-band transceiver based on the popular IC-T7E dual-bander, but with additional 50MHz band capability!

Features Include..

25kHz/12.5kHz SWITCHABILITY • 3 BANDS • TRI-BAND SWITCHING • SPLASH RESISTANCE • WFM Rx CAPABILITY • Ni-MH BATTERY PACK • 2 POWER LEVELS • TONE-SQUELCH • POCKET BEEP • SIMPLE OPERATION • AUTO-SQUELCH • ELECTRONICALLY CONTROLLED VOLUME • DIRECT KEYPAD INPUT • MONITOR FUNCTION • 9 SELECTABLE TUNING MODES & MORE...

***See the new IC-T8E
and all the other
fantastic Icom
products at the
Leicester Amateur
Radio Show -
SEE YOU THERE!***

Icom (UK) Ltd. Sea Street Herne Bay Kent CT6 8LD. Telephone: 01227 741741. Fax: 01227 741742.
INTERNET: <http://www.icomuk.co.uk> E-MAIL: icomsales@icomuk.co.uk

Count on us!

"The VX-1R is smaller than most pagers!"

"Over 19 hours* of use from the rechargable lithium ion battery!"




"VHF, UHF, AM, FM, Air Band, Police, Fire--TV" too? Wow"

"Looks like Yaesu did it again!"

The world's smallest HT with all the high-tech features you'd want in the world!

The ultra-compact size of the VX-1R Dual-Band is the first thing you notice as you cradle it in your palm. But the high-tech features make this radio one you must have now! Simple combinations, using seven buttons and one knob, control this marvel of engineering. One soft key touch and wide receive VHF/UHF 76~999 MHz Rx; 144~146, 430~440 MHz Tx, or AM/FM Broadcast, Airband or other public services - even TV, spring to life! Touch again for Yaesu-exclusives, SmartSearch™ and ARTS™, or Priority Channel Alarm. Built-in CTCSS and DCS Encode/Decode for 2m/440 amateur bands, CTCSS/DCS Tone Search, and Dual Watch, are included along with 291 Memory Channels in 9 banks with 500 mW power output. Backlit LCD Display shows 6-character alphanumeric capability; backlit keypad makes operation easy in dim light. And, although the VX-1R is the world's smallest dual-band HT, you get over 19 hours* of use with just a 1 hour recharge from its long-lasting lithium ion battery! Big features, small size--the most satisfying combination in the world!



VX-1R

Ultra-Compact Dual-Band Handheld

Actual Size Shown
1 7/8" x 3 3/16" x 1 5/16"

Features

- Frequency Coverage
 - Wide Multi-Band Receive
 - RX: 76~999 MHz**
 - TX: 144~146, 430~440 MHz
- AM/FM/TV Broadcast Receive
- AM Aircraft/Public Safety Receive
- CTCSS Encode/Decode
- DCS Encode/Decode
- CTCSS/DCS Tone Search
- Dual Watch
- SmartSearch™
- Auto Range Transpond System™ (ARTS™)
- Priority Channel Alarm
- ADMS-1D Windows™ Programmable
- 1 Watt External Power Supply
- 80 Minute Rapid Charger
- Flexible Antenna, Belt Clip, Hand Strap

**Cellular blocked

*Battery Life: 5-5-90 duty cycle.

FT-50R
Compact
Dual Band
Handheld



FT-51R
Dual Band
Handheld



YAESU

...leading the way.™

<http://www.yaesu.co.uk>

Specifications subject to change without notice. Specifications guaranteed only within amateur bands. Some accessories and/or options are standard in certain areas. Check with your local Yaesu dealer for specific details.

YAESU UK LTD. Unit 2, Maple Grove Business Centre, Lawrence, Rd., Hounslow, Middlesex, TW4 6DR, U.K. 0181-814-2001